

Chain Lever Water Gauge

Quick Opening




**No. 53 and
No. 54**

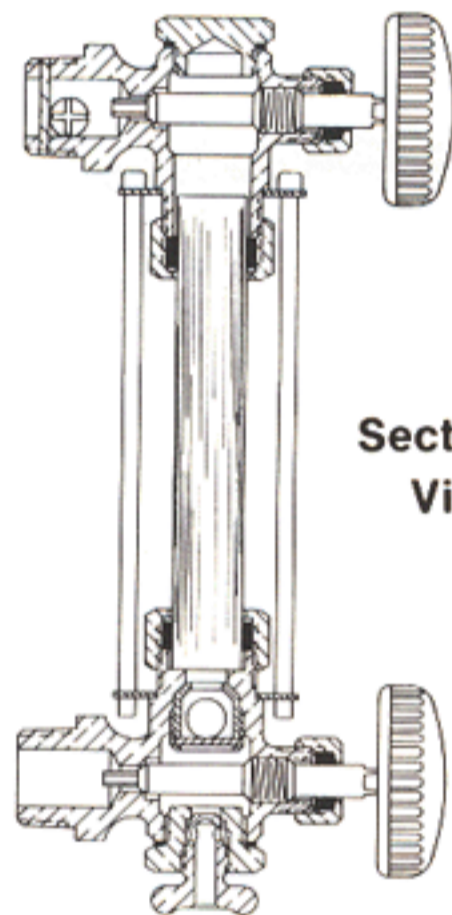
Square Body Satin Finish Four Guards
Tested for Pressures to 400 Pounds w/Hi-Pressure Glass

Number	Pipe Thread	Center Distance	Glass Size	Rod Length
53	1/2	14	3/4 x 12	13
54	3/4	18	3/4 x 16	17

“Michigan” Safety Automatic Water Gauge



**Models
19G4
and
19G5**

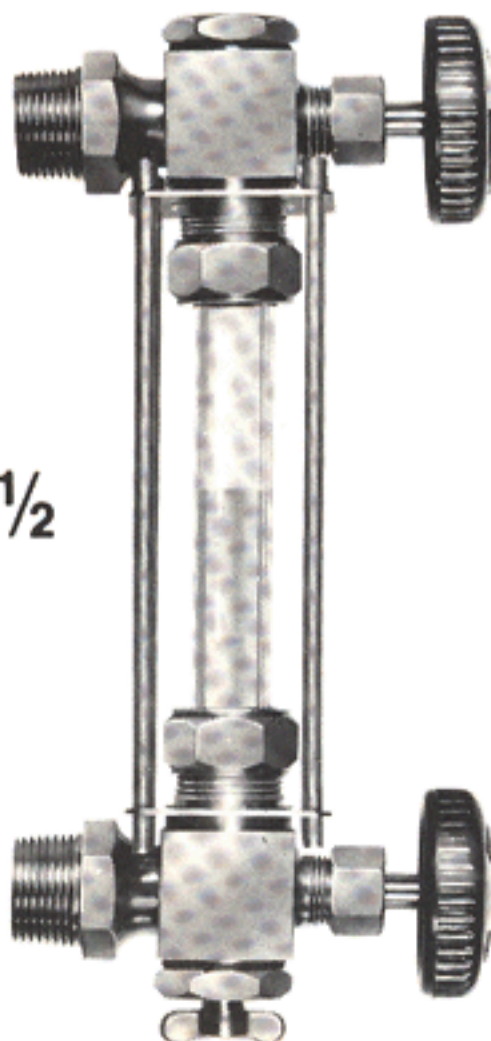


Sectional View

Square Polished Body Four Guards
Tested for Pressures to 400 Pounds w/Hi-Pressure Glass

Number	Pipe Thread	Center Distance	Glass Size	Rod Length
19G4	1/2	13 1/2	5/8 x 12	12 3/4
19G5	3/4	18	3/4 x 16	17

Self-Cleaning Water Gauges




Square Polished Body, Composition Wheels, Four Guards
Tested for Pressures to 400 Pounds w/Hi-Pressure Glass

Number	Pipe Thread	Center Distance	Glass Size	Rod Length
9	1/2	13 1/2	5/8 x 12	12 3/4
9 1/2	3/4	18	3/4 x 16	17


No. 9 and 9 1/2

Marvel Self-Sealing Washers



Washer No.	Hole I.D., In.	Outside Diam., In.	Height or Thickness, In.
30	3/8	13/16	1/4
1	1/2	13/16	9/32
21	1/2	7/8	3/8
2	1/2	7/8	1/2
29	1/2	1	5/16
28	1/2	1	3/8
34	1/2	1 7/16	3/8
19	9/16	13/16	9/32
12	9/16	27/32	19/32
18	9/16	1 3/32	1/2
3	5/8	7/8	9/32
52	5/8	7/8	3/8
13	5/8	15/16	9/32
9	5/8	15/16	9/16
4	5/8	1	9/32
25	5/8	1	15/32
5	5/8	1 1/8	3/8
37	5/8	1 1/4	1/2
35	5/8	1 5/16	13/32
50	21/32	1 1/4	1/4
20	11/16	1	9/32
51	11/16	1 1/8	3/8
42	11/16	1 3/16	7/16
44	11/16	1 3/8	3/8
56	11/16	1 7/16	13/32
31	3/4	1	3/8
43	3/4	1	3/4
6	3/4	1 1/16	9/32
15	3/4	1 1/16	1/2
47	3/4	1 1/16	3/4
24	3/4	1 3/32	13/32
14	3/4	1 1/8	3/8
39	3/4	1 1/8	7/16
33	3/4	1 1/8	1/2
17	3/4	1 1/8	5/8
54	3/4	1 1/8	7/8
11	3/4	1 3/16	13/32
22	3/4	1 1/4	1/4
7	3/4	1 1/4	13/32
53	3/4	1 1/4	1/2
23	3/4	1 1/4	3/4
8	3/4	1 5/16	13/32
16	3/4	1 5/16	5/8
41	3/4	1 3/8	3/8
32	3/4	1 3/8	1/4
10	3/4	1 7/16	13/32
46	3/4	1 5/8	1/2
45	3/4	1 15/16	3/8
27	7/8	1 3/8	13/32
55	7/8	1 31/64	7/8
40	31/32	1 3/4	3/8
48	31/32	1 3/4	7/16
26	1	1 5/8	1/2
38	1	1 1/2	1
36	1 1/4	1 7/8	1 5/16
49	1 7/8	2 1/4	3/4

Glass



For Boiler Water Gauges and Liquid Level Gauges

**CORNING® Brand Standard
Pyrex® Brand High Pressure
Pyrex® Brand Red Line
Pyrex® Brand Heavy Wall
Lubricator Glasses
Oil Cup Glasses
Macbath® Brand Gauge Glasses**

FIG. 100 GLASS CYLINDERS

Number	000	00	0	1	1 1/2	2	3	4	5	6	7	8	9
Outside Diam. of Glass, in.	1	1 1/8	1 1/4	1 1/2	1 3/4	2	2 1/4	2 1/2	3	3 1/2	4 1/4	5 1/2	8 1/4
Height of Glass, in.	7/8	1	1 1/8	1 3/8	1 5/8	1 7/8	2 1/8	2 3/8	3	4	5	7	5

FIG. 101 GASKETS FOR OIL CUP GLASS
Neoprene-Cork Composition

Number	000	00	0	1	1 1/2	2	3	4	5	6	7	8	9
Outside Diam. in.	1	1 1/8	1 1/4	1 1/2	1 3/4	2	2 1/4	2 1/2	3	3 1/2	4 1/4	5 1/2	8 3/8
Inside Diam. in.	3/4	7/8	1	1 1/8	1 1/2	1 5/8	1 3/4	2	2 1/2	3	3 1/2	4 1/4	7 1/2

POLYCARBONATE OR PLASTIC PLEXIGLAS TUBING

ALL SIZES LENGTHS CUT TO SPECIFICATIONS


We cannot guarantee or be liable for Glass Breaking, clouding up or against eating away or any other cause, which is beyond our control.

Direct Reading — Liquid Level Indicators

THESE UNITS ARE MANUFACTURED TO CONFORM TO MILITARY SPECIFICATION MIL-I-20037-A, AND ARE CLASSIFIED AS FOLLOWS:

- TYPE 1 — NON-AUTOMATIC:** No Ball Check, Suitable for Maximum Working Pressure to 100 P.S.I.
- TYPE 2 — AUTOMATIC:** Unit Has Automatic Ball Check, Suitable for Maximum Working Pressure of 300 P.S.I.
- CLASS A — GENERAL:** Guard Rod Type Protection for Gauge Glass
- CLASS B — SHIELDED:** Tubular Brass Shield Around Gauge Glass (Price upon Request)

"ESSEX" Units are Available to Fit all Requirements. In Ordering, State Size, Type, & Class Required.



Upon Request, Units can be Supplied with A.S.A. Flanges, 150# or 300# in Either 1/2" or 3/4" Size. Flanges will be "Silver Soldered" to Bodies.

CONSTRUCTION

- BODIES — Cast Bronze per Mil-B-16542
- TRIM — "Naval Brass" per QQ-B-637
- GLASS — "Pyrex" Brand Red Line, Reflex Tubular per Mil-G-2695
- RODS — 4-1/4" Dia. Solid Brass
- Drain Valve Connection—3/8" Female Pipe

This unit with "Polycarbonate Tube" meets "High Shock" requirements of Mil-S-901C and the "Vibration" requirements of Mil-Std-167 for Type 1 vibration up to 25 cps (Certified Test Reports available upon request).

Number	Pipe Thd.	Std. Center Distance*	Glass Size	Rod Lg't
53-A	1/2"	24"	3/4" x 22	23"
54-A	3/4"	24"	3/4" x 22	23"

*OTHER LENGTHS SUPPLIED UPON REQUEST

"NAVY" APPROVED
 U.S.C.G. APPROVED
 EACH UNIT INDIVIDUALLY TESTED