

# Special Adapters

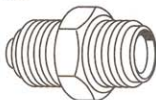
AC8111 Connector  
(Steel)



TUBE SIZE	MALE PIPE THREAD	CATALOG NUMBER
1 (1-5/16-14)	3/4	C9240
1 (1-5/16-14)	1	C9200

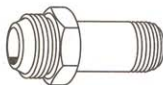
APPLICATION: PTT Thread 30° tube to male pipe adapter for Diesel Engines

SAE 45° Flare to Inv. Flare Adapter  
(Brass)



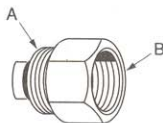
SAE TUBE SIZE	TUBE INV.	CATALOG NUMBER
1/4	3/16	1518
1/4	1/4	1522
3/8	5/16	1553
3/8	3/8	1563
3/8	7/16	1554

Turbocharger Discharge Connector (Brass)



TUBE SIZE	MALE PIPE THREAD	CATALOG NUMBER
19 AC-811 Thread	3/4	1408

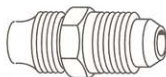
Metric Power Steering Adapter  
(Brass) Includes O-ring



TUBE SIZE	TH'D A	INVERTED FLARE B
3/8	14x1.5	5/8-18
3/8	16x1.5	5/8-18
3/8	18x1.5	5/8-18

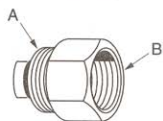
(For replacement O-Ring, see page 300.)

AC Type Adapter  
(Brass)



TUBE SIZE	SAE 45° TUBE O.D.	CATALOG NUMBER
1/4 Thread Sleeve	1/4	1521

Ford Power Steering Fitting  
(Brass) Includes O-ring

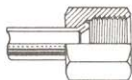


TUBE SIZE	TH'D A	INVERTED FLARE B
3/8	11/16-18	5/8-18

(For replacement O-Ring, see page 300.)

## Equipment

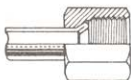
### Power Steering Make-Up Information



Original End

1/4" SAE Swivel 7/16-20

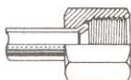
CONFIGURATION	USE CATALOG NO.
Straight	06U-604
45° Elbow	06U-684
90° Elbow (Short)	06U-664
90° Elbow (Long)	06U-644
Reuse old tube	06U-754



Original End

5/16" SAE Swivel 1/2-20

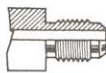
CONFIGURATION	USE CATALOG NO.
Reuse old tube	06U-755



Original End

3/8" SAE Swivel 5/8-18

CONFIGURATION	USE CATALOG NO.
Straight	06U-406
45° Elbow	06U-486
90° Elbow	06U-446
Reuse old tube	06U-756



Original End

3/8" SAE 45° Rigid 5/8-18

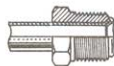
CONFIGURATION	USE CATALOG NO.
Straight	06U-406 with 42x6
45° Elbow	06U-486 with 42x6
90° Elbow	06U-446 with 42x6
Reuse old tube	06U-756



Original End

1/4" Inv. Swivel 7/16-24

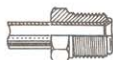
CONFIGURATION	USE CATALOG NO.
Straight	06U-B04
45° Elbow	06U-B44
90° Elbow	06U-B64
Reuse old tube	06U-754



Original End

5/16" Inv. Swivel 1/2-20

CONFIGURATION	USE CATALOG NO.
Straight	06U-B05 or 06U-406 with 1553
45° Elbow	06U-B45 or 06U-486 with 1553
90° Elbow	06U-B65 or 06U-446 with 1553
Reuse old tube	06U-755



Original End

3/8" Inv. Swivel 5/8-18

CONFIGURATION	USE CATALOG NO.
Straight	06U-B06 or 06U-406 with 1563
45° Elbow	06U-B46 or 06U-486 with 1563
90° Elbow	06U-B66 or 06U-446 with 1563
Reuse old tube	06U-756



Original End

1/4" Inv. Swivel 7/16-24

CONFIGURATION	USE CATALOG NO.
Straight	06U-B04
45° Elbow	06U-B44
90° Elbow	06U-B64
Reuse old tube	06U-754



Original End

7/16" Inv. Swivel with 3/89 Tube Opening  
11/16-18

CONFIGURATION	USE CATALOG NO.
Straight	06U-B07 or 06U-406 with 1554
45° Elbow	06U-B47 or 06U-486 with 1554
90° Elbow	06U-B67 or 06U-446 with 1554
Reuse old tube	06U-756
New tubing/nut	105x6x7



Original End

3/8" Inv. Seat 5/8-18

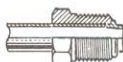
CONFIGURATION	USE CATALOG NO.
Straight	06U-104 with 252x6



Original End

7/16" Inv. Seat 11/16-18

CONFIGURATION	USE CATALOG NO.
Straight	06U-104 with 252x7



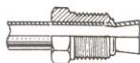
Original End

O-Ring Tube End 3/8" Tube - 5/8-18

CONFIGURATION	USE CATALOG NO.
Straight	06U-606 with 41157x6
45° Elbow	06U-686 with 41157x6
90° Elbow	06U-666 with 41157x6
Reuse old tube	06U-756

## Equipment

### Power Steering Make-Up Information



**Original End**

O-Ring Tube End (Chrysler) 5/16" Swivel 1/2-20

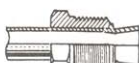
CONFIGURATION	USE CATALOG NO.
Reuse old tube	06U-755



**Original End**

O-Ring Tube End (Ford) 1/4" Tube - 9/16-18 (Special)

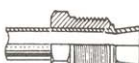
CONFIGURATION	USE CATALOG NO.
Straight	06U-604 with 1440
45° Elbow	06U-684 with 1440
90° Elbow	06U-664 with 1440
Reuse old tube	06U-755



**Original End**

O-Ring Tube End 3/8" Tube - 5/8-18 (Special)

CONFIGURATION	USE CATALOG NO.
Straight	06U-606 with 1439
45° Elbow	06U-686 with 1439
90° Elbow	06U-666 with 1439
Reuse old tube	06U-756



**Original End**

O-Ring Tube End (Ford) 7/16" Tube - 11/16-18 (Special)

CONFIGURATION	USE CATALOG NO.
Straight	06U-B06 with 1444
45° Elbow	06U-B46 with 1444
90° Elbow	06U-B66 with 1444
Reuse old tube	06U-756



**Original End**

O-Ring Tube End 3/8" Tube - M14x1.5

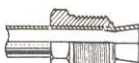
CONFIGURATION	USE CATALOG NO.
Straight	06U-B06 with 1445
45° Elbow	06U-B46 with 1445
90° Elbow	06U-B66 with 1445
Reuse old tube	06U-756



**Original End**

O-Ring Tube End 3/8" Tube - M16x1.5

CONFIGURATION	USE CATALOG NO.
Straight	06U-B06 with 1446
45° Elbow	06U-B46 with 1446
90° Elbow	06U-B66 with 1446
Reuse old tube	06U-756



**Original End**

O-Ring Tube End 3/8" Tube - M18x1.5

CONFIGURATION	USE CATALOG NO.
Straight	06U-B06 with 1447
45° Elbow	06U-B46 with 1447
90° Elbow	06U-B66 with 1447
Reuse old tube	06U-756