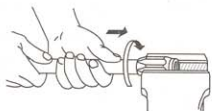


**Field Attachable
247 'N' Series**

†To determine the correct length of hose, subtract the cut-off factor for each end fitting from the overall length of assembly.

Hose End 247 'N' Series


⚠ Refer to important safety information on page 3 of this catalog.

Typical Application: Medium pressure and high temperature hose lines for a variety of applications including truck, industrial, and small engine where temperature may be a problem.

Compatible Hose: H059; H069; H166; H169; H229; H366; H569.

Pressure: Determined by maximum working pressure for hose size and hose end configuration whichever is lesser. See page 14 for working pressure ratings for hose end configurations.

Material: AISI/SAE 12L14 carbon steel

Plating: Zinc; yellow dichromate finish

Advantages: Very popular in heavy-duty truck markets. Good selection of hose ends. Compatible with a wide variety of hose types allowing for a diverse number of applications. Non-mandrel assembly.

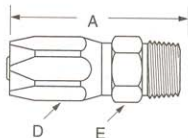
Ordering Information: Order individually by catalog number.

Assembly Instructions:

1. Lubricate insert threads and I.D. of hose.
2. Screw hose into socket (left-hand thread) until hose bottoms. Back out 1/4 turn.
3. Screw insert into socket until insert touches socket.

Note: Refer to current price list for availability of cataloged items. Configurations and dimensions subject to change without notice.

Label Set: FS-600

Male Pipe Rigid


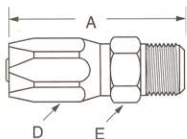
HOSE I.D.	PIPE SIZE	CATALOG NUMBER	THREAD SIZE	A	HOSE CUT-OFF FACTOR†	HOLE DIA.	HEX D	HEX E
3/16	1/8	24704N-102	1/8-27	1.71	1	.12	5/8	7/16
3/16	1/4	24704N-104	1/4-18	1.91	1.19	.12	5/8	9/16
1/4	1/4	24705N-104	1/4-18	1.96	1.25	.18	11/16	9/16
5/16	1/4	24706N-104	1/4-18	2.08	1.25	.25	13/16	9/16
5/16	3/8	24706N-106	3/8-18	2.11	1.25	.25	13/16	11/16
13/32	3/8	24708N-106	3/8-18	2.48	1.38	.36	15/16	11/16
13/32	1/2	24708N-108	1/2-14	2.71	1.63	.36	15/16	7/8
1/2	1/2	24710N-108	1/2-14	2.88	1.63	.45	1-1/8	7/8
1/2	3/4	24710N-112	3/4-14	2.94	1.69	.45	1-1/8	1-1/8
5/8	3/4	24712N-112	3/4-14	3.23	1.75	.55	1-1/4	1-1/4

COLL-CRIMP

Field Attachable 247 'N' Series

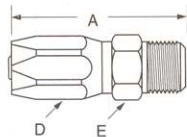
†To determine the correct length of hose, subtract the cut-off factor for each end fitting from the overall length of assembly.

JIC 37° Male Rigid



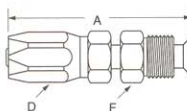
HOSE I.D.	TUBE SIZE	CATALOG NUMBER	THREAD SIZE	A	HOSE CUT-OFF FACTOR†	HOLE DIA.	HEX D	HEX E
3/16	1/4	24704N-504	7/16-20	1.91	1.19	.12	5/8	1/2
1/4	5/16	24705N-505	1/2-20	2.01	1.19	.18	11/16	9/16
5/16	3/8	24706N-506	9/16-18	2.13	1.25	.25	13/16	5/8
13/32	1/2	24708N-508	3/4-16	2.64	1.56	.36	15/16	13/16
1/2	5/8	24710N-510	7/8-14	2.92	1.69	.45	1-1/8	15/16
5/8	3/4	24712N-512	1-1/16-12	3.32	1.81	.55	1-1/4	1-1/8
7/8	1	24716N-516	1-5/16-12	2.97	1.81	.81	1-7/16	1-3/8

SAE 45° Flare Male Rigid



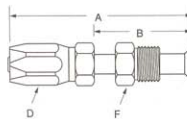
HOSE I.D.	TUBE SIZE	CATALOG NUMBER	THREAD SIZE	A	HOSE CUT-OFF FACTOR†	HOLE DIA.	HEX D	HEX E
3/16	1/4	24704N-304	7/16-20	1.84	1.13	.12	5/8	1/2
1/4	5/16	24705N-305	1/2-20	2.00	1.25	.18	11/16	9/16
5/16	3/8	24706N-306	5/8-18	2.19	1.25	.25	13/16	11/16
13/32	1/2	24708N-308	3/4-16	2.67	1.50	.36	15/16	13/16
1/2	5/8	24710N-310	7/8-14	3.01	1.75	.45	1-1/8	15/16
5/8	3/4	24712N-312	1-1/16-14	3.46	1.88	.55	1-1/4	1-1/8

Inverted Male Swivel Straight

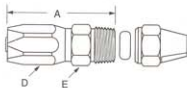


HOSE I.D.	TUBE SIZE	CATALOG NUMBER	THREAD SIZE	A	HOSE CUT-OFF FACTOR†	HOLE DIA.	HEX D	HEX F
3/16	1/4	24704N-B04	7/16-24	2.54	1.81	.18	5/8	7/16
1/4	5/16	24705N-B05	1/2-20	2.75	2.00	.21	11/16	1/2
5/16	3/8	24706N-B06	5/8-18	2.91	2.00	.31	13/16	5/8
13/32	1/2	24708N-B08	3/4-18	3.63	2.50	.43	15/16	3/4

Inverted Male Swivel - Extended



HOSE I.D.	TUBE SIZE	CATALOG NUMBER	THREAD SIZE	A	B	HOSE CUT-OFF FACTOR†	HOLE DIA.	HEX D	HEX F
5/16	1/4	24706N-B24	7/16-24	7.62	6.00	6.75	.15	13/16	7/16
5/16	5/16	24706N-B25	1/2-20	7.62	6.00	6.75	.21	13/16	1/2
5/16	3/8	24706N-B26	5/8-18	7.62	6.00	6.75	.24	13/16	5/8

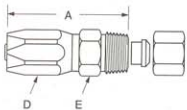
Air Brake Connection
 (Hose to Copper/ Nylon Tubing)
 (For 150 PSI Air Pressure Max.)


HOSE ID	TUBE SIZE	CATALOG NUMBER	THREAD SIZE	HOSE CUT-OFF FACTOR		HOLE DIA.	HEX D	HEX E
				A				
13/32	3/8	24708B-Y56	17/32-24	2.36	1.25	.361	15/16	7/8
1/2	1/2	24710B-Y58	11/16-20	2.66	1.38	.453	1-1/8	7/8
1/2	5/8	24710B-Y60	13/16-18	2.72	1.44	.453	1-1/8	7/8
5/8	3/4	24712B-Y62	1-18	3.14	1.56	.549	1-1/4	1

(Nut and Sleeve not included.)

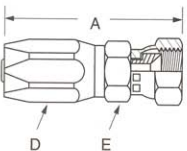
HOSE TO COPPERTUBING
HOSE TO NYLONTUBING

TUBE SIZE	CATALOG NUMBER SLEEVE	CATALOG NUMBER NUT	CATALOG NUMBER SLEEVE	CATALOG NUMBER NUT	CATALOG NUMBER INSERT
3/8	1360x6	1361x6	1460x6	1461x6	1484x6
1/2	1360x8	1361x8	1460x8	1461x8	1484x8
5/8	1360x10	1361x10	1460x10	1461x10	1484x10
3/4	1360x12	1361x12	1460x12	1461x12	1484x12

Flareless Tube Rigid
Ermeto[®] 7000 Series
 (With Nut and Sleeve)


HOSE ID	TUBE SIZE	CATALOG NUMBER	THREAD SIZE	HOSE CUT-OFF FACTOR		HOLE DIA.	HEX D	HEX E
				A				
5/16	1/4	24706N-754	7/16-20	2.02	1.13	.20	13/16	5/8
5/16	5/16	24706N-755	1/2-20	1.96	1.13	.23	13/16	5/8
5/16	3/8	24706N-756	9/16-18	1.98	1.13	.28	13/16	11/16
5/16	1/2	24706N-758	3/4-16	2.12	1.25	.28	13/16	13/16

(For replacement Nuts and Sleeves, see page 299.)

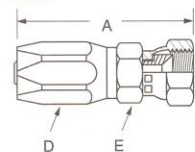
JIC 37° Female Swivel
 (Exceptions Noted, Refer to
 Footnotes)


HOSE ID	TUBE SIZE	CATALOG NUMBER	THREAD SIZE	HOSE CUT-OFF FACTOR		HOLE DIA.	HEX D	HEX E
				A				
3/16	1/4	24704N-604 ^a	7/16-20	2.01	1.31	.13	5/8	9/16
1/4	5/16	24705N-605 ^a	1/2-20	2.19	1.50	.18	11/16	5/8
5/16	1/4	24706N-604 ^a	7/16-20	2.19	1.31	.17	13/16	9/16
5/16	5/16	24706N-605 ^a	1/2-20	2.38	1.50	.25	13/16	5/8
5/16	3/8	24706N-606	9/16-18	2.35	1.50	.25	13/16	11/16
5/16	1/2	24706N-608 ^a	3/4-16	2.45	1.56	.39	13/16	7/8
13/32	1/2	24708N-608 ^a	3/4-16	2.82	1.75	.36	15/16	7/8
1/2	1/2	24710N-608 ^a	3/4-16	3.04	1.75	.39	1-1/8	7/8
1/2	5/8	24710N-610 ^a	7/8-14	3.04	1.75	.45	1-1/8	1
5/8	3/4	24712N-612	1-1/16-12	3.46	1.94	.55	1-1/4	1-1/4
7/8	1	24716N-616	1-5/16-12	3.21	2.00	.81	1-7/16	1-1/2

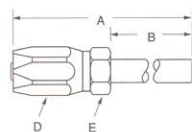
†To determine the correct length of hose, subtract the cut-off factor for each end fitting from the overall length of assembly.

^a Swivel nuts are universal – both SAE 45° and 37° connections.

†To determine the correct length of hose, subtract the cut-off factor for each end fitting from the overall length of assembly.

SAE 45° Flare Female Swivel


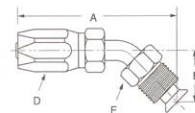
HOSE ID	TUBE SIZE	CATALOG NUMBER	THREAD SIZE	A	HOSE CUT-OFF FACTOR	HOLE DIA.	HEX D	HEX F
5/16	3/8	24706N-406	5/8-18	2.28	1.38	.25	13/16	3/4
13/32	3/8	24708N-406	5/8-18	2.65	1.56	.28	15/16	3/4
5/8	3/4	24712N-412	1-1/16-14	3.54	2.00	.55	1-1/4	1-1/4

Straight Tube - Extended


HOSE ID	TUBE SIZE	CATALOG NUMBER	A	B	HOSE CUT-OFF FACTOR	HOLE DIA.	HEX D	HEX E
3/16	1/4	24704N-T54	5.22	3.75	4.50	.12	5/8	1/2
1/4	5/16	24705N-T55	6.33	4.80	5.56	.18	11/16	1/2
5/16	3/8	24706N-T56	7.42	5.80	6.50	.25	13/16	1/2
13/32	1/2	24708N-T58	8.78	6.69	7.63	.36	15/16	3/4
1/2	5/8	24710N-T60	9.91	7.69	8.63	.45	1-1/8	7/8

HOSE TO COPPERTUBING
HOSE TO NYLON TUBING

TUBE SIZE	CATALOG NUMBER SLEEVE	CATALOG NUMBER NUT	CATALOG NUMBER SLEEVE	CATALOG NUMBER NUT	CATALOG NUMBER INSERT
3/8	1360x6	1361x6	1460x6	1461x6	1484x6
1/2	1360x8	1361x8	1460x8	1461x8	1484x8
5/8	1360x10	1361x10	1460x10	1461x10	1484x10
3/4	1360x12	1361x12	1460x12	1461x12	1484x12

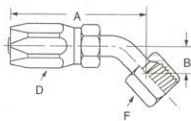
**Inverted Male Swivel
45° Tube Elbow**


HOSE ID	TUBE SIZE	CATALOG NUMBER	THREAD SIZE	A	B	HOSE CUT-OFF FACTOR	HOLE DIA.	HEX D	HEX F
1/4	5/16	24705N-E45	1/2-20	3.42	1.14	2.63	.18	11/16	1/2

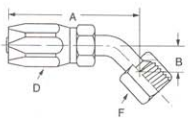
**Field Attachable
247 'N' Series**

†To determine the correct length of hose, subtract the cut-off factor for each end fitting from the overall length of assembly.

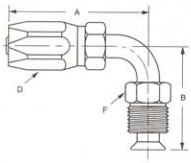
^a Swivel nuts are universal – both SAE 45° and 37° connections.

**JIC 37° Female Swivel 45°
Tube Elbow**
(Exceptions Noted for 45° Flare,
Refer to Footnotes)


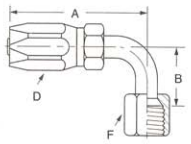
HOSE I.D.	TUBE SIZE	CATALOG NUMBER	THREAD SIZE	A	B	HOSE CUT-OFF FACTOR†	HOLE DIA.	HEX D	HEX F
3/16	1/4	24704N-684 ^a	7/16-20	2.45	.33	1.75	.12	5/8	9/16
1/4	5/16	24705N-685 ^a	1/2-20	2.60	.36	1.88	.18	11/16	5/8
5/16	3/8	24706N-686	9/16-18	2.78	.39	1.88	.25	13/16	11/16
13/32	1/2	24708N-688 ^a	3/4-16	3.46	.55	2.31	.33	15/16	7/8
1/2	5/8	24710N-690 ^a	7/8-14	3.86	.63	2.63	.45	1-1/8	1
5/8	3/4	24712N-692	1-1/16-12	4.39	.78	2.88	.55	1-1/4	1-1/4
7/8	1	24716N-696	1-5/16-12	5.21	1.10	3.94	.76	1-7/16	1-7/16

**SAE 45° Female Swivel 45°
Tube Elbow**


HOSE I.D.	TUBE SIZE	CATALOG NUMBER	THREAD SIZE	A	B	HOSE CUT-OFF FACTOR†	HOLE DIA.	HEX D	HEX F
5/16	1/4	24706N-484	7/16-20	2.61	.33	1.75	.25	13/16	5/8
5/16	3/8	24706N-486	5/8-18	2.82	.39	1.94	.25	13/16	3/4
5/8	3/4	24712N-492	1-1/16-14	4.45	.78	2.94	.55	1-1/4	1-1/4

**Inverted Male Swivel
90° Tube Elbow**


HOSE I.D.	TUBE SIZE	CATALOG NUMBER	THREAD SIZE	A	B	HOSE CUT-OFF FACTOR†	HOLE DIA.	HEX D	HEX F
3/16	1/4	24704N-E04	7/16-24	2.26	1.36	1.56	.18	5/8	7/16
1/4	5/16	24705N-E05	1/2-20	2.59	1.61	1.88	.24	11/16	1/2
5/16	1/4	24706N-E04	7/16-24	2.41	1.36	1.50	.18	7/8	7/16
5/16	5/16	24706N-E05	1/2-20	2.74	1.61	1.88	.24	7/8	1/2
5/16	3/8	24706N-E06	5/8-18	3.03	1.97	2.13	.30	7/8	5/8

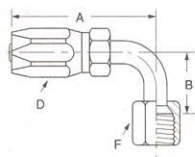
**JIC 37° Female Swivel 90°
Tube Elbow**
(Exceptions Noted, Refer to
Footnotes)


HOSE I.D.	TUBE SIZE	CATALOG NUMBER	THREAD SIZE	A	B	HOSE CUT-OFF FACTOR†	HOLE DIA.	HEX D	HEX F
3/16	1/4	24704N-664 ^a	7/16-20	2.28	.68	1.50	.12	5/8	9/16
1/4	5/16	24705N-665 ^a	1/2-20	2.60	.77	1.88	.18	11/16	5/8
5/16	3/8	24706N-666	9/16-18	2.78	.85	2.88	.25	13/16	11/16
13/32	1/2	24708N-668 ^a	3/4-16	3.20	1.09	2.13	.36	15/16	7/8
1/2	1/2	24710N-668 ^a	3/4-16	3.45	1.09	2.13	.45	15/16	7/8
1/2	5/8	24710N-670 ^a	7/8-14	3.63	1.23	2.50	.45	1-1/8	1
5/8	3/4	24712N-672	1-1/16-12	4.29	1.82	2.81	.55	1-1/4	1-1/4
7/8	1	24716N-676	1-5/16-12	4.51	2.14	2.81	.81	1-7/16	1-1/2

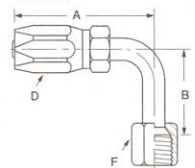
**Field Attachable
247 'N' Series**

†To determine the correct length of hose, subtract the cut-off factor for each end fitting from the overall length of assembly.

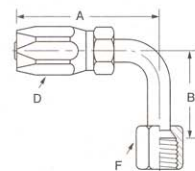
‡ Swivel nuts are universal – both SAE 45° and 37° connections.

**SAE 45° Female Swivel 90°
Tube Elbow**


HOSE I.D.	TUBE SIZE	CATALOG NUMBER	THREAD SIZE	A	B	HOSE CUT-OFF FACTOR†	HOLE DIA.	HEX D	HEX F
5/16	3/8	24706N-466	5/8-18	2.74	.85	1.88	.25	13/16	3/4
5/8	3/4	24712N-472	1-1/16-14	4.33	1.82	2.75	.55	1-1/4	1-1/4

**JIC 37° Female Swivel
Long Drop 90° Tube Elbow
(Exceptions Noted, Refer to
Footnotes)**


HOSE I.D.	TUBE SIZE	CATALOG NUMBER	THREAD SIZE	A	B	HOSE CUT-OFF FACTOR†	HOLE DIA.	HEX D	HEX F
3/16	1/4	24704N-644 [‡]	7/16-20	2.35	1.80	1.69	.15	5/8	9/16
1/4	5/16	24705N-645 [‡]	1/2-20	2.54	1.80	1.88	.21	11/16	5/8
5/16	3/8	24706N-646	9/16-18	2.83	2.18	2.00	.24	13/16	11/16
13/32	1/2	24708N-648 [‡]	3/4-16	3.31	2.43	2.25	.33	15/16	7/8
1/2	5/8	24710N-650 [‡]	7/8-14	3.56	2.57	2.31	.46	1-1/8	1
5/8	3/4	24712N-652	1-1/16-12	4.43	3.73	3.00	.58	1-1/4	1-1/4
7/8	1	24716N-656	1-5/16-12	4.39	4.33	3.19	.76	1-7/16	1-1/2

**SAE 45° Female Swivel
Long Drop 90° Tube Elbow**


HOSE I.D.	TUBE SIZE	CATALOG NUMBER	THREAD SIZE	A	B	HOSE CUT-OFF FACTOR†	HOLE DIA.	HEX D	HEX F
5/16	1/4	24706N-444	7/16-20	2.54	1.80	1.63	.15	13/16	5/8
5/16	3/8	24706N-446	5/8-18	2.82	2.18	1.88	.24	13/16	3/4
5/8	3/4	24712N-452	1-1/16-14	4.39	3.73	2.81	.58	1-1/4	1-1/4

Equipment Assortments

Fleet Hose and Fitting Assortment



These assortments are ideal for servicing that fleet account. The DOT-approved hose and fittings will enable the user to make up cham-

ber lines, connect to glad-hand couplings, and provide routing for air brake lines. The general purpose H069 provides for fuel, oil, water,

power steering, and transmission lines. A self-contained assortment in a super cabinet, all set up for easy serviceability!

FA-100 • Fleet Hose and Fitting Assortment (with Cabinet)

CATALOG NUMBER	QUANTITY	CATALOG NUMBER	QUANTITY	CATALOG NUMBER	QUANTITY
H06904	50'	24706N-106	5	24710N-608	5
H06906	50'	24706N-406	5	24710N-610	2
H06908	50'	24706N-604	5	33806-A	20
H06910	50'	24706N-605	5	33806-B	5
H16606	50'	24706N-606	5	33806B-Y06	5
H16608	50'	24706N-608	5	33806B-Y24	5
H33806	50'	24706N-756	5	33806B-Y26	2
24704N-102	5	24706N-B06	5	33806B-Y28	5
24704N-104	5	24708N-106	5	33806B-Y34	5
24704N-604	5	24708N-108	5	33806B-Y36	5
24704N-B04	5	24708N-406	5	33806B-Y38	5
24705N-104	5	24708N-608	5	FH-15X	1
24705N-605	5	24710B-Y58	2	HD-1X	1
24705N-B05	5	24710B-Y60	5		
24706N-104	5	24710N-108	5		

FA-100-CO • Fleet Hose and Fitting Assortment (Contents Only)

CATALOG NUMBER	QUANTITY	CATALOG NUMBER	QUANTITY	CATALOG NUMBER	QUANTITY
H06904	50'	24706N-106	5	24710N-608	5
H06906	50'	24706N-406	5	24710N-610	2
H06908	50'	24706N-604	5	33806-A	20
H06910	50'	24706N-605	5	33806-B	5
H16606	50'	24706N-606	5	33806B-Y06	5
H16608	50'	24706N-608	5	33806B-Y24	5
H33806	50'	24706N-756	5	33806B-Y26	2
24704N-102	5	24706N-B06	5	33806B-Y28	5
24704N-104	5	24708N-106	5	33806B-Y34	5
24704N-604	5	24708N-108	5	33806B-Y36	5
24704N-B04	5	24708N-406	5	33806B-Y38	5
24705N-104	5	24708N-608	5		
24705N-605	5	24710B-Y58	2		
24705N-B05	5	24710B-Y60	5		
24706N-104	5	24710N-108	5		

HA-574 • Fuel Hose Merchandiser



Now you can make those custom hose assemblies in minutes for instant service on fuel and oil line replacements. The attractive HA-574 includes H057 hose in all popular sizes for low pres-

sure fuel, EEC and PCV lines. Weatherhead H057 low pressure fuel line hose has Nitrile inner tube, fiber braid reinforcement, and Hypalon cover for long life compatibility with gasohol,

leaded and unleaded fuels. The HC-574X rack can be easily installed on pegboard, wall, or metal shelving with the included hardware.

CATALOG NUMBER	QUANTITY	DESCRIPTION
H05703	25'	Hose
H05704	25'	Hose
H05705	25'	Hose
H05706	25'	Hose
HC-574X	1	Rack + 4 Dowels