

†To determine the correct length of hose, subtract the cut-off factor for each end fitting from the overall length of assembly.

Hose End 338 'B' Series

(Parts are stamped with DOT)



 Refer to important safety information on page 3 of this catalog.

Typical Application: Air brake hose lines.

Compatible Hose: H105; H115; H338

Pressure: Determined by maximum working pressure for hose size. See page 14 for working pressure ratings for hose end configurations.

Material: CA360 brass

Advantages: Can be used for nearly any air brake line. Easy to assemble with a good selection of hose end configurations. Brass material offers excellent resistance against corrosion.

Ordering Information: Order individually by catalog number. Complete air brake hose assemblies can be found in the Ready-Made Hose Assemblies section of this catalog. Refer to page 84-86.

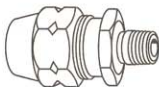
Assembly Instructions:

1. Slide nut and sleeve onto hose. Make sure bevel edge of sleeve faces out toward fitting.
2. Push hose into fitting until it bottoms.
3. Screw nut until contact is made with body hex.

Note: Refer to current price list for availability of cataloged items. Configurations and dimensions subject to change without notice.

Label Set: FS-800

Note: Parts stamped with DOT

Male Connector


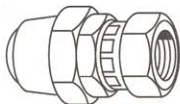
HOSE I.D.	PIPE SIZE	CATALOG NUMBER	OVERALL LENGTH	HOSE CUT-OFF FACTOR†
3/8	1/4	33806B-Y24	2.26	.69
3/8	3/8	33806B-Y26	2.35	.81
3/8	1/2	33806B-Y28	2.45	.94
1/2	3/8	33808B-Y26	2.24	.75
1/2	1/2	33808B-Y28	2.40	.94

Male Connector with Spring Guard


HOSE I.D.	PIPE SIZE	CATALOG NUMBER	OVERALL LENGTH	HOSE CUT-OFF FACTOR†
3/8	1/4	33806B-Y34	4.72	.75
3/8	3/8	33806B-Y36	4.78	.81
3/8	1/2	33806B-Y38	4.88	.94
1/2	3/8	33808B-Y36	5.12	.75
1/2	1/2	33808B-Y38	4.88	.94

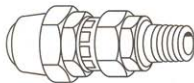
**Field Attachable
338 'B' Series**

†To determine the correct length of hose, subtract the cut-off factor for each end fitting from the overall length of assembly.

Female Connector


HOSE I.D	ABS THREAD SIZE	CATALOG NUMBER	OVERALL LENGTH	HOSE CUT-OFF FACTOR†
3/8	3/4-20	33806B-Y76	2.40	.88
1/2	7/8-20	33808B-Y78	2.37	.88

(Steel Nut)

**Female Connector
with Adapter**


HOSE I.D	PIPE SIZE	CATALOG NUMBER	ABS THREAD SIZE	OVERALL LENGTH	HOSE CUT-OFF FACTOR†
3/8	1/4	33806B-Y84	3/4-20	3.33	1.81
3/8	3/8	33806B-Y86	3/4-20	3.33	1.75
1/2	3/8	33808B-Y86	7/8-20	3.30	1.75

(Steel Nut)

Hose Mender


HOSE I.D	CATALOG NUMBER	OVERALL LENGTH
3/8	33806B-Y06	3.28
1/2	33808B-Y08	3.25

**Hose Mender
(Body Only)**


HOSE I.D	CATALOG NUMBER	OVERALL LENGTH
3/8	33806-E	2.55

**Field Attachable
338 'B' Series**

†To determine the correct length of hose, subtract the cut-off factor for each end fitting from the overall length of assembly.

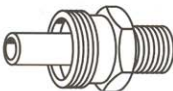
Adapter


ABS THREAD SIZE	PIPE SIZE	CATALOG NUMBER	OVERALL LENGTH	ABS THREAD SIZE
3/8	1/4	1390x6	1.18	3/4-20
3/8	3/8	1390x6x6	1.18	3/4-20
3/8	1/2	1390x6x8	1.37	3/4-20
1/2	3/8	1390x8	1.18	7/8-20
1/2	1/2	1390x8x8	1.37	7/8-20

Spring Guard


HOSE I.D.	CATALOG NUMBER
3/8	33806-C
1/2	33808-C

(Steel Nut)

**Insert
(Body Only)**


HOSE I.D.	PIPE SIZE	CATALOG NUMBER	HOLE DIA.
3/8	1/4	1391x6	.281
3/8	3/8	1391x6x6	.281
3/8	1/2	1391x6x8	.281
1/2	3/8	1391x8	.390
1/2	1/2	1391x8x8	.390

Sleeve



HOSE I.D.	CATALOG NUMBER
3/8	33806-A
1/2	33808-A

**Field Attachable
338 'B' Series**

†To determine the correct length of hose, subtract the cut-off factor for each end fitting from the overall length of assembly.

Nut


HOSE I.D.	CATALOG NUMBER
3/8	33806-B
1/2	33808-B

Nut For Spring Guard


HOSE I.D.	CATALOG NUMBER
3/8	33806-D
1/2	33808-D

Equipment Assortments

SR3100W • Weatherhead Air Conditioning Assortment



Air Conditioning Assortment Kit; containing the most popular steel air conditioning hose ends for use with H757 air conditioning hose.

Included in Kit:

(various sizes)

- Bumped Tube O-Ring Male Swivels
- Bumped Tube O-Ring Male Swivel 90° Tube Elbows

- Bumped Tube O-Ring Female Swivels
- Bumped Tube O-Ring Female Swivel 90° Tube Elbows
- O-Ring Assortment
- Stackable Sturdy Steel Case (18" x 12" x 3")

CATALOG NUMBER	QTY.	CATALOG NUMBER	QTY.	CATALOG NUMBER	QTY.	CATALOG NUMBER	QTY.
75706E-Z47	4	75706E-Z87	4	75708E-Z08	4	ZW74706	4
75708E-Z49	4	75708E-Z89	4	75710E-Z10	4	ZW74708	4
75710E-Z51	4	75710E-Z91	4	75712E-Z12	4	ZW74710	4
75712E-Z53	4	75712E-Z91	4	75706E-Z66	4	ZW74712	4
		75712E-Z93	4	75708E-Z68	4		
		75706E-Z06	4	75710E-Z70	4		

FF12139 • E-Z Clip System™



The E-Z Clip System is designed for assembly with Weatherhead Multi-Refrigerant hose GH134. It's engineered connection exceeds SAE J2064 and has been vibration and impulse tested.

Note: The E-Z Clip System has been designed to work exclusively with Weatherhead GH134 Hose.

Kit Contents Components

PART NUMBER	DESCRIPTION	QTY/PER KIT
1F40104-size	Clips	20 each size
1F40105-size	Cages	10 each size
FT1357	Assy. Tool	1
T-135	Hose Cutter	1
T-135B	Replacement Blade	1

BL-456 • Barb-Tite® Fittings and Hose Assortment



Making up an air line – oil line – transmission or power steering return line? The BL-456 assortment puts Eaton Barb-Tite® fittings and 1/4", 5/16", and 3/8" I.D. 350 PSI maximum operating pressure H101 hose at your fingertips for quick and easy assembly. Simply push ends on hose, and you have a hose assembly. No clamps required!

Measure the hose on top of the cabinet with the rule provided and then select the proper hose ends from the assortment in the two metal drawers. Within minutes the hose assembly is ready for installation.

Size: 15" wide, 16-1/2" high, 13-3/16" deep
16 Compartments in each drawer.

CATALOG NUMBER	QUANTITY	CATALOG NUMBER	QUANTITY	CATALOG NUMBER	QUANTITY	CATALOG NUMBER	QUANTITY
10004B-102	4	10004B-B04	4	10005B-C02	4	10006B-606	4
10004B-104	4	10004B-B05	4	10005B-C04	4	10006B-B06	4
10004B-304	4	10004B-Y04	4	10005B-Y05	4	10006B-Y06	4
10004B-305	4	10005B-102	4	10006B-102	4	H10104	25'
10004B-405	4	10005B-104	4	10006B-104	4	H10105	25'
10004B-604	4	10005B-405	4	10006B-106	4	H10106	25'
10004B-A04	4	10005B-B05	4	10006B-306	4	FS-501	1
10004B-A05	4	10005B-B06	4	10006B-406	4	BL-456X	1
10004B-B03	4						