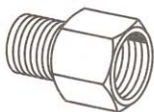


Equipment

Brass Adapters

Adapter

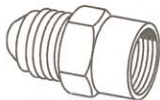
(Ref. SAE No. 130139)



MALE PORT SIZE	FEMALE PORT SIZE	CATALOG NUMBER
1/8	1/8	3200x2
1/4	1/8	3200x4x2
1/4	1/4	3200x4
3/8	1/4	3200x6x4
3/8	3/8	3200x6
1/2	3/8	3200x8x6
3/4	3/8	3200x12x6
3/4	1/2	3200x12x8

SAE 45° Flare Female Connector

(Ref. SAE No. 010103)



TUBE O.D.	FEM. PIPE THREAD	CATALOG NUMBER
3/16	1/8	46x3
1/4	1/8	46x4
1/4	1/4	46x4x4
5/16	1/8	46x5
5/16	1/4	46x5x4
3/8	1/8	46x6x2
3/8	1/4	46x6
3/8	3/8	46x6x6
3/8	1/2	46x6x8
1/2	1/4	46x8x4
1/2	3/8	46x8
1/2	1/2	46x8x8
5/8	1/2	46x10

SAE 45° Flare 45° Male Elbow

(Ref. SAE No. 010302)



TUBE O.D.	MALE PIPE THREAD	CATALOG NUMBER
1/4	1/8	54x4
1/4	1/4	54x4x4
5/16	1/8	54x5
3/8	1/4	54x6
1/2	3/8	54x8
1/2	1/2	54x8x8
5/8	1/2	54x10
5/8	3/8	54x10x6

SAE 45° Flare 90° Male Elbow

(Ref. SAE No. 010202)



TUBE O.D.	MALE PIPE THREAD	CATALOG NUMBER
1/8	1/8	49x2
3/16	1/8	49x3
1/4	1/8	49x4
1/4	1/4	49x4x4
5/16	1/8	49x5
5/16	1/4	49x5x4
3/8	1/8	49x6x2
3/8	1/4	49x6
3/8	3/8	49x6x6
3/8	1/2	49x6x8
7/16	1/4	49x7
1/2	1/4	49x8x4
1/2	3/8	49x8
1/2	1/2	49x8x8
5/8	3/8	49x10x6
5/8	1/2	49x10
3/4	1/2	49x12
3/4	3/4	49x12x12

Cap



MALE PIPE THREAD	CATALOG NUMBER
1/8*	3129x2
1/4*	3129x4
3/8*	3129x6

*PTF Short Thread

Bushing

(Ref. SAE No. 130140)



MALE PORT SIZE	FEMALE PORT SIZE	CATALOG NUMBER
1/4	1/8	3220x4x2*
3/8	1/8	3220x6x2
3/8	1/4	3220x6x4*
1/2	1/8	3220x8x2*
1/2	1/4	3220x8x4*
1/2	3/8	3220x8x6
3/4	3/8	3220x12x6*
3/4	1/2	3220x12x8*

*PTF Short Thread

Equipment

Coll-O-Crimp T-400



Refer to safety information regarding Coll-O-Crimp hose, hose fittings and assembly equipment compatibility on page 3.

Coll-O-Crimp T-400



The Coll-O-Crimp I is the time-proven "Mini-Factory" that you can easily set up in your own shop. Fast, easy, compact and various power sources available make this crimper versatile for even the smallest of workshops.

Capacity: 3/16" I.D. 1 fiber braid through 1-3/8" I.D. 1 wire hose and 1-1/4" I.D. 2 wire hose.

Mounting: Bench; FH-135X or C40X Cabinet.

For cabinets see pages 370-373.

Size: 16-1/4" high, 8" wide, 21-3/4" deep

Weight: 113 lbs.

Packages continued on next page.

Refer to pages 356-367 for Coll-O-Crimp tooling, tooling packages and pumps.

Note: 25 ton (T-400-1 is C-O-C press only)



Refer to safety information regarding Coll-O-Crimp crimping procedures on page 345.



CAUTION

The Coll-O-Crimp power source has the pressure relief valve set at 4000 to 4200 PSI. Damage to the press will result if higher pressures are used and warranty may be voided.

T-400 • Coll-O-Crimp I Package

Includes one each of the following:

CATALOG NUMBER	DESCRIPTION
T-400-1	Coll-O-Crimp Press, T-400-BB Switch, and T-400-M Instructions
T-400-2C	'U' Series Collet - 1/4"
T-400-3C	'U' Series Collet - 3/8"
T-400-4C	'U' Series Collet - 1/2"
T-400-5C	'U' Series Collet - 3/4"
T-400-6C	'U' Series Collet - 1"
T-400-10	Spacer Ring - Black
T-400-11	Spacer Ring - Silver
T-400-62	Spacer Ring - Yellow
T-400-16**	36" T-421U Pump to Press Hose Assembly
T-400-8	Die Ring

Pump Required (sold separately): T-421U, T421U-110, T-402-2 or T-403-2 see pages 345-347.

**Not supplied when ordering a T-402 or T-403 package.

T-400 Coll-O-Crimp I Press/Pump Packages

The T-400 Coll-O-Crimp Press and tooling package can be supplied with a variety of power units for your particular needs. Listed below are press/power unit packages. For cabinets see pages 371-374.

T-401 • C-O-C I & 220v Electric Pump Package

Includes one each of the following:

CATALOG NUMBER	DESCRIPTION
T-400	Press and tooling package
T-421U	Electric Pump (220v, 1 phase)

T-401-110 • C-O-C I & 110v Electric Pump Package

Includes one each of the following:

CATALOG NUMBER	DESCRIPTION
T-400	Press and tooling package
T-421U-110	110v, 1 Phase Pump

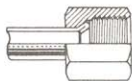
T-402 • C-O-C I & Air/Hydraulic Pump Package

Includes one each of the following:

CATALOG NUMBER	DESCRIPTION
T-400	Press and tooling package/Less T-400-16
T-402-2	Air/Hydraulic Pump
T-400-18	108" Hose assembly and fittings

Equipment

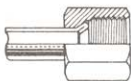
Power Steering Make-Up Information



Original End

1/4" SAE Swivel 7/16-20

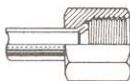
CONFIGURATION	USE CATALOG NO.
Straight	06U-604
45° Elbow	06U-684
90° Elbow (Short)	06U-664
90° Elbow (Long)	06U-644
Reuse old tube	06U-754



Original End

5/16" SAE Swivel 1/2-20

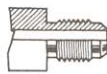
CONFIGURATION	USE CATALOG NO.
Reuse old tube	06U-755



Original End

3/8" SAE Swivel 5/8-18

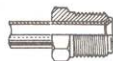
CONFIGURATION	USE CATALOG NO.
Straight	06U-406
45° Elbow	06U-486
90° Elbow	06U-446
Reuse old tube	06U-756



Original End

3/8" SAE 45° Rigid 5/8-18

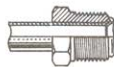
CONFIGURATION	USE CATALOG NO.
Straight	06U-406 with 42x6
45° Elbow	06U-486 with 42x6
90° Elbow	06U-446 with 42x6
Reuse old tube	06U-756



Original End

1/4" Inv. Swivel 7/16-24

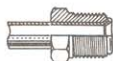
CONFIGURATION	USE CATALOG NO.
Straight	06U-B04
45° Elbow	06U-B44
90° Elbow	06U-B64
Reuse old tube	06U-754



Original End

5/16" Inv. Swivel 7/20

CONFIGURATION	USE CATALOG NO.
Straight	06U-B05 or 06U-406 with 1553
45° Elbow	06U-B45 or 06U-486 with 1553
90° Elbow	06U-B65 or 06U-446 with 1553
Reuse old tube	06U-755



Original End

3/8" Inv. Swivel 5/8-18

CONFIGURATION	USE CATALOG NO.
Straight	06U-B06 or 06U-406 with 1563
45° Elbow	06U-B46 or 06U-486 with 1563
90° Elbow	06U-B66 or 06U-446 with 1563
Reuse old tube	06U-756



Original End

1/4" Inv. Swivel 7/16-24

CONFIGURATION	USE CATALOG NO.
Straight	06U-B04
45° Elbow	06U-B44
90° Elbow	06U-B64
Reuse old tube	06U-754



Original End

7/16" Inv. Swivel with 3/89 Tube Opening
11/16-18

CONFIGURATION	USE CATALOG NO.
Straight	06U-B07 or 06U-406 with 1554
45° Elbow	06U-B47 or 06U-486 with 1554
90° Elbow	06U-B67 or 06U-446 with 1554
Reuse old tube	06U-756
New tubing/nut	105x6x7



Original End

3/8" Inv. Seat 5/8-18

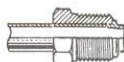
CONFIGURATION	USE CATALOG NO.
Straight	06U-104 with 252x6



Original End

7/16" Inv. Seat 11/16-18

CONFIGURATION	USE CATALOG NO.
Straight	06U-104 with 252x7



Original End

O-Ring Tube End 3/8" Tube - 5/8-18

CONFIGURATION	USE CATALOG NO.
Straight	06U-606 with 41157x6
45° Elbow	06U-686 with 41157x6
90° Elbow	06U-666 with 41157x6
Reuse old tube	06U-756