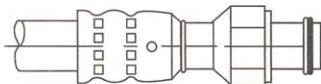


Hose End 757 'E' Series



Refer to pages 31-66 or the Weatherhead Hose End and Tool Selector Chart for Qualified Sizes.

Refer to important safety information on page 3.


757 'E' Series Air Conditioning Procedure

The Coll-O-Crimp® system can be used to make original equipment assemblies using factory replacement ends as listed on pages 139-146. If the required hose end is not found, our Flareless hose end can be used. By following the instructions on this page, a new hose assembly can be made by combining Weatherhead's hose end with the original equipment end configuration.

- Typical original equipment assembly.
- Typical assembly of a Flareless hose end used with an old original equipment end configuration.
- Weatherhead replacement assemblies using original equipment tubing with Weatherhead 757 'E' Series hose ends.

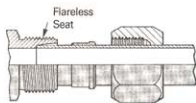
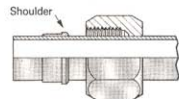
Preparation - Flareless Tube Assembly

1. Remove the bad tube assembly or if room permits, perform the cutting procedure in place. Cut the tube squarely and as close to the hose connection as possible. Allow an adequate straight area for the flareless nut and sleeve to move freely for installation purposes. Deburr the inside and outside diameters of the tubing.



Make Presetting Operation

1. Slide nut and then sleeve onto tube. Shoulder of sleeve must be toward nut.
2. Lubricate threads, seat in hose end and flareless sleeve with a good grade of lubricant. Insert tube into seat of hose end, making sure that tube is bottomed, **TIGHTEN HAND TIGHT** and then tighten an **ADDITIONAL 1 to 1-1/6 turns** with a wrench.



**Note:** Compensate for tubing being removed by adding to the over all length of the replacement hose assembly.

**Typical Applications:** Used with R134a and R12 applications. Ideal for heavy duty truck use as well as industrial and automotive applications.

**Compatible Hose:** H429; H757

**Pressure:** Determined by hose burst pressure. See page 14 for working pressure ratings for hose end configurations.

**Material:** Carbon steel

**Plating:** Black; zinc with rust preventive.

**Advantages:** Wide selection of hose ends which include the flareless ends, allowing use of existing tubing. Steel hose ends handle heavy duty demands.

**Assemble With:** T-400-1, T-410-1, T-420-1, T-440-1, T-460, T-462, T-465-1, T-475-1, T-480.

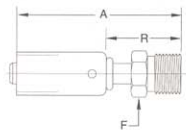
**Ordering Information:** Order individually by catalog number.

**Note:** Refer to current price list for availability of cataloged items. Configurations and dimensions subject to change without notice.

**Label Set:** FS-3200

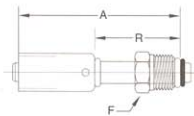
†To determine the correct length of hose, subtract the cut-off factor for each end fitting from the overall length of assembly. All dimensions shown in inches.

**Bumped Tube O-Ring Male Rigid**



HOSE I.D.	TUBE SIZE	CATALOG NUMBER	THREAD SIZE	LENGTH A	RUN R	HOSE CUT-OFF FACTOR†	HEX F
5/16	3/8	75706E-W06	5/8-18	2.94	1.54	1.63	5/8
13/32	1/2	75708E-W08	3/4-16	3.26	1.86	2.00	3/4
1/2	5/8	75710E-W10	7/8-14	3.35	1.95	2.13	7/8
5/8	5/8	75712E-W10	7/8-14	3.56	2.06	2.25	7/8
5/8	3/4	75712E-W12	1-1/16-14	3.56	2.06	2.25	1-1/16

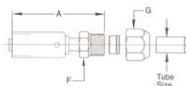
**Bumped Tube O-Ring Male Swivel**



HOSE I.D.	TUBE SIZE	CATALOG NUMBER	THREAD SIZE	LENGTH A	RUN R	HOSE CUT-OFF FACTOR†	HEX F	O-RING
5/16	3/8	75706E-Z06	5/8-18	2.94	1.54	1.63	5/8	ZW74706
5/16	1/2	75708E-Z08	3/4-18	3.15	1.75	1.88	3/4	ZW74708
13/32	1/2	75708E-Z08	3/4-18	3.26	1.86	2.00	3/4	ZW74708
1/2	5/8	75710E-Z10	7/8-18	3.35	1.95	2.13	7/8	ZW74710
1/2	3/4	75710E-Z12	1-1/16-16	3.46	2.06	2.25	1-1/16	ZW74712
5/8	5/8	75712E-Z10	7/8-18	3.56	2.06	2.25	7/8	ZW74710
5/8	3/4	75712E-Z12	1-1/16-16	3.56	2.06	2.25	1-1/16	ZW74712

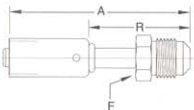
(Includes O-Ring)

**Flareless Tube Rigid (With Nut and Sleeve)**



HOSE I.D.	TUBE SIZE	CATALOG NUMBER	THREAD SIZE	LENGTH A	HOSE CUT-OFF FACTOR†	HEX F	HEX G
5/16	3/8	75706E-756	5/8-18	2.59	1.38	5/8	3/4
5/16	1/2	75706E-758	3/4-16	2.71	1.50	3/4	7/8
13/32	3/8	75708E-756	5/8-18	2.65	1.38	5/8	3/4
13/32	1/2	75708E-758	3/4-16	2.78	1.50	3/4	7/8
13/32	5/8	75708E-760	7/8-14	2.90	1.63	7/8	1-1/16
1/2	1/2	75710E-758	3/4-16	2.84	1.63	3/4	7/8
1/2	5/8	75710E-760	7/8-14	2.90	1.63	7/8	1-1/16
5/8	5/8	75712E-760	7/8-14	3.13	1.75	7/8	1-1/16
5/8	3/4	75712E-762	1-1/16-14	3.25	1.88	1-1/16	1-1/4

**SAE 45° Male Rigid**

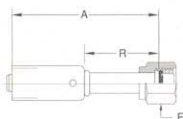


HOSE I.D.	TUBE SIZE	CATALOG NUMBER	THREAD SIZE	LENGTH A	RUN R	HOSE CUT-OFF FACTOR†	HEX F
5/16	3/8	75706E-306	5/8-18	3.28	1.88	2.00	5/8
13/32	1/2	75708E-308	3/4-16	3.40	2.00	2.13	3/4
1/2	5/8	75710E-310	7/8-14	3.71	2.31	2.50	7/8
5/8	3/4	75712E-312	1-1/16-14	4.00	2.50	2.75	1-1/16

†To determine the correct length of hose, subtract the cut-off factor for each end fitting from the overall length of assembly. All dimensions shown in inches.

\*High Side Port  
\*\*Low Side Port

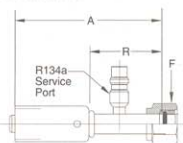
**Bumped Tube O-Ring Female Swivel**



HOSE I.D.	TUBE SIZE	CATALOG NUMBER	THREAD SIZE	LENGTH A	RUN R	HOSE CUT-OFF FACTOR†	HEX F	O-RING
5/16	3/8	75706E-Z47	5/8-18	2.78	1.38	1.50	3/4	ZW74706
5/16	1/2	75706E-Z49	3/4-16	2.90	1.50	1.63	7/8	ZW74708
13/32	1/2	75708E-Z49	3/4-16	3.06	1.66	1.75	7/8	ZW74708
13/32	5/8	75708E-Z51	7/8-14	3.09	1.69	1.88	1-1/16	ZW74710
1/2	5/8	75710E-Z51	7/8-14	3.09	1.69	1.88	1-1/16	ZW74710
1/2	3/4	75710E-Z53	1-1/16-14	3.21	1.81	2.00	1-1/4	ZW74712
5/8	5/8	75712E-Z51	7/8-14	3.31	1.81	2.00	1-1/16	ZW74710
5/8	3/4	75712E-Z53	1-1/16-14	3.31	1.81	2.00	1-1/4	ZW74712

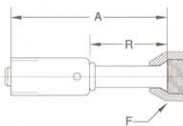
(Includes O-Ring)

**Bumped Tube O-Ring Female Swivel W/R134a Service Port**



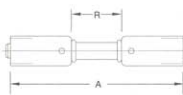
HOSE I.D.	TUBE SIZE	CATALOG NUMBER	THREAD SIZE	LENGTH A	RUN R	HOSE CUT-OFF FACTOR†	HEX F	O-RING
5/16	3/8	75706E-Z57*	5/8-18	4.28	1.88	3.00	3/4	ZW74706
13/32	1/2	75708E-Z59*	3/4-16	4.28	1.88	3.00	7/8	ZW74708
1/2	5/8	75710E-Z61**	7/8-14	4.52	2.12	3.25	1-1/16	ZW74710
5/8	5/8	75712E-Z61**	7/8-14	4.62	3.05	3.25	1-1/16	ZW74710

**SAE 45° Flare Female Swivel**



HOSE I.D.	TUBE SIZE	CATALOG NUMBER	THREAD SIZE	LENGTH A	RUN R	HOSE CUT-OFF FACTOR†	HEX F
5/16	3/8	75706E-406	5/8-18	2.78	1.38	1.50	3/4
5/16	1/2	75706E-408	3/4-16	2.90	1.50	1.75	7/8
13/32	1/2	75708E-408	3/4-16	2.84	1.44	1.56	7/8
1/2	5/8	75710E-410	7/8-14	3.09	1.69	1.81	1-1/16
5/8	5/8	75712E-410	7/8-14	3.25	1.75	2.00	1-1/16
5/8	3/4	75712E-412	1-1/16-14	3.25	1.75	2.00	1-1/4

**Hose Splicer**

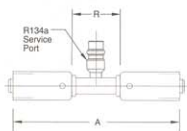


HOSE I.D.	HOSE I.D.	CATALOG NUMBER	LENGTH A	RUN R	HOSE CUT-OFF FACTOR†
5/16	5/16	75706E-Y36	4.30	1.50	1.50
5/16	13/32	75706E-Y38	4.30	1.50	1.50
13/32	13/32	75708E-Y38	4.30	1.50	1.50
13/32	1/2	75708E-Y40	4.43	1.63	1.63
1/2	1/2	75710E-Y40	4.43	1.63	1.63
1/2	5/8	75710E-Y41	4.65	1.75	1.75
5/8	5/8	75712E-Y41	4.75	1.75	1.75

For crimping information see page 323-328.

†To determine the correct length of hose, subtract the cut-off factor for each end fitting from the overall length of the assembly. All dimensions shown in inches.

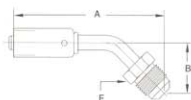
**Hose Splicer W/R134a Service Port**



HOSE I.D.	HOSE I.D.	CATALOG NUMBER	LENGTH A	RUN A	HOSE CUT-OFF FACTOR†
5/16	5/16	75706E-Y47*	5.42	2.62	1.50
13/32	13/32	75708E-Y48*	5.42	2.62	1.50
1/2	1/2	75710E-Y49**	5.42	2.62	1.63
5/8	5/8	75712E-Y50**	5.62	2.62	1.75

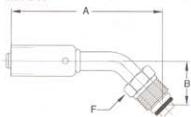
For crimping information see page 328)

**SAE 45° Flare Male Rigid 45° Tube Elbow**



HOSE I.D.	TUBE SIZE	CATALOG NUMBER	THREAD SIZE	LENGTH A	DROP B	HOSE CUT-OFF FACTOR†	HEX F
13/32	1/2	75708E-388	3/4-16	3.65	1.25	2.50	3/4
1/2	5/8	75710E-390	7/8-14	4.21	1.56	3.00	7/8

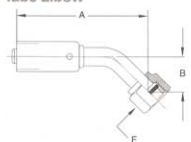
**Bumped Tube O-Ring Male Swivel 45° Tube Elbow**



HOSE I.D.	TUBE SIZE	CATALOG NUMBER	THREAD SIZE	LENGTH A	DROP B	HOSE CUT-OFF FACTOR†	HEX F	O-RING
5/16	3/8	75706E-Z26	5/8-18	3.09	.88	1.88	5/8	ZW74706
13/32	1/2	75708E-Z28	3/4-18	3.59	1.03	2.38	3/4	ZW74708
1/2	5/8	75710E-Z30	7/8-18	3.71	1.06	2.50	7/8	ZW74710
5/8	5/8	75712E-Z30	7/8-18	4.19	1.19	2.88	7/8	ZW74710
5/8	3/4	75712E-Z32	1-1/16-16	4.19	1.19	2.88	1-1/16	ZW74712

(Includes O-Ring)

**Bumped Tube O-Ring Female Swivel 45° Tube Elbow**

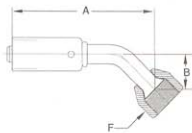


HOSE I.D.	TUBE SIZE	CATALOG NUMBER	THREAD SIZE	LENGTH A	DROP B	HOSE CUT-OFF FACTOR†	HEX F	O-RING
5/16	3/8	75706E-W47	5/8-18	3.51	.68	2.25	3/4	ZW74706
13/32	1/2	75708E-W49	3/4-16	3.63	1.05	2.25	7/8	ZW74708
1/2	5/8	75710E-W51	7/8-14	3.65	1.19	2.50	1-1/16	ZW74710
5/8	5/8	75712E-W51	7/8-14	4.00	1.29	2.75	1-1/16	ZW74710
5/8	3/4	75712E-W53	1-1/16-14	3.84	.94	2.50	1-1/4	ZW74712

(Includes O-Ring)

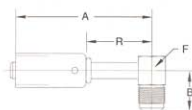
† To determine the correct length of hose, subtract the cut-off factor for each end fitting from the overall length of the assembly. All dimensions shown in inches.

**SAE 45° Flare Female Swivel 45° Tube Elbow**



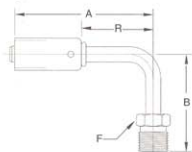
HOSE I.D.	TUBE SIZE	CATALOG NUMBER	THREAD SIZE	LENGTH A	DROP B	HOSE CUT-OFF FACTOR†	HEX F
5/16	3/8	75706E-486	5/8-18	3.42	.55	2.00	3/4
13/32	1/2	75708E-488	3/4-16	3.72	.58	2.50	7/8
1/2	5/8	75710E-490	7/8-14	4.34	.72	3.00	1-1/16
5/8	5/8	75712E-490	7/8-14	5.00	1.00	3.50	1-1/16
5/8	3/4	75712E-492	1-1/16-14	4.44	.72	3.00	1-1/4

**SAE 45° Male Rigid 90° Elbow**



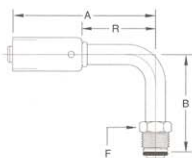
HOSE I.D.	TUBE SIZE	CATALOG NUMBER	THREAD SIZE	LENGTH A	RUN R	DROP B	HOSE CUT-OFF FACTOR†	HEX/SQUARE F
5/16	3/8	75706E-X06	5/8-18	4.07	2.67	.91	3.00	5/8
13/32	1/2	75708E-X08	3/4-16	4.14	2.74	1.47	3.00	7/8
1/2	5/8	75710E-X10	7/8-14	4.25	2.85	1.47	3.00	7/8
5/8	3/4	75712E-X12	1-1/16-14	4.45	2.95	1.56	3.00	1-1/16

**Bumped Tube O-Ring Male Rigid 90° Tube Elbow**



HOSE I.D.	TUBE SIZE	CATALOG NUMBER	THREAD SIZE	LENGTH A	RUN R	DROP B	HOSE CUT-OFF FACTOR†	HEX F
5/16	3/8	75706E-W66	5/8-18	4.00	2.60	1.53	2.75	5/8
13/32	1/2	75708E-W68	3/4-16	4.07	2.67	2.12	2.75	3/4
1/2	5/8	75710E-W70	7/8-14	4.15	2.75	2.21	2.88	7/8

**Bumped Tube O-Ring Male Swivel 90° Tube Elbow**



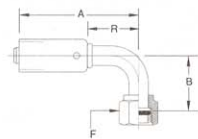
HOSE I.D.	TUBE SIZE	CATALOG NUMBER	THREAD SIZE	LENGTH A	RUN R	DROP B	HOSE CUT-OFF FACTOR†	HEX F	O-RING
5/16	3/8	75706E-Z66	5/8-18	4.00	2.60	1.53	2.75	5/8	ZW74706
5/16	1/2	75706E-Z68	3/4-18	4.07	2.67	1.53	2.75	3/4	ZW74708
13/32	3/8	75708E-Z66	5/8-18	4.00	2.60	1.77	2.75	5/8	ZW74706
13/32	1/2	75708E-Z68	3/4-18	4.07	2.67	2.12	2.75	3/4	ZW74708
1/2	5/8	75710E-Z70	7/8-18	4.15	2.75	2.21	2.88	7/8	ZW74710
1/2	3/4	75710E-Z72	1-1/16-16	4.25	2.85	2.35	3.00	1-1/16	ZW74712
5/8	5/8	75712E-Z70	7/8-18	4.24	2.74	2.25	2.88	7/8	ZW74710
5/8	3/4	75712E-Z72	1-1/16-16	4.35	2.85	2.87	3.00	1-1/16	ZW74712

(Includes O-Ring)

† To determine the correct length of hose, subtract the cut-off factor for each end fitting from the overall length of the assembly. All dimensions shown in inches.

\*High Side Port  
\*\*Low Side Port  
† Has body machined from hexstock.

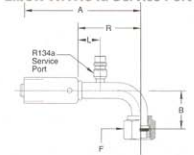
**Bumped Tube O-Ring Female Swivel 90° Tube Elbow**



HOSE I.D.	TUBE SIZE	CATALOG NUMBER	THREAD SIZE	LENGTH A	RUN R	DROP B	HOSE CUT-OFF FACTOR†	HEX F	O-RING
5/16	3/8	75706E-Z87	5/8-18	4.07	2.67	1.12	2.75	3/4	ZW74706
5/16	1/2	75706E-Z89	3/4-16	4.14	2.74	1.31	2.88	7/8	ZW74708
13/32	3/8	75708E-Z87	5/8-18	4.07	2.67	1.31	2.75	3/4	ZW74706
13/32	1/2	75708E-Z89	3/4-16	4.14	2.74	1.50	2.88	7/8	ZW74708
1/2	5/8	75710E-Z91	7/8-14	4.25	2.85	1.75	3.00	1-1/16	ZW74710
5/8	5/8	75712E-Z91	7/8-14	4.35	2.85	1.75	3.00	1-1/16	ZW74710
5/8	3/4	75712E-Z93	1-1/16-14	4.45	2.95	1.75	3.13	1-1/4	ZW74712

(Includes O-Ring)

**Bumped Tube O-Ring Female Swivel 90° Tube Elbow W/R134a Service Port**

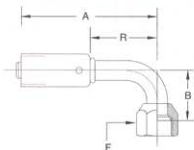


HOSE I.D.	TUBE SIZE	CATALOG NUMBER	A	THREAD SIZE	RUN R	DROP B	HOSE CUT-OFF FACTOR†	HEX F	LENGTH L	O-RING
5/16	3/8	75706E-Z97*	2.52	5/8-18	2.12	1.12	2.75	3/4	1.50	ZW74706
13/32	1/2	75708E-Z99*	4.15	3/4-16	2.75	1.68	2.88	7/8	1.50	ZW74708
1/2	5/8	75710E-Z01**	3.78	7/8-14	2.38	1.50	3.00	1-1/16	1.50	ZW74710
5/8	5/8	75712E-Z01**	4.61	7/8-14	3.11	1.95	3.00	1-1/16	1.50	ZW74710

(Includes O-Ring)

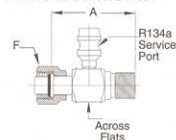
For crimping information see page 328.

**SAE 45° Flare Female Swivel 90° Tube Elbow**



HOSE I.D.	TUBE SIZE	CATALOG NUMBER	A	THREAD SIZE	RUN R	DROP B	HOSE CUT-OFF FACTOR†	HEX F
5/16	3/8	75706E-466	4.07	5/8-18	2.67	1.12	2.75	3/4
13/32	1/2	75708E-468	4.14	3/4-16	2.74	1.31	2.88	7/8
1/2	5/8	75710E-470	4.25	7/8-14	2.85	1.56	3.00	1-1/16
5/8	5/8	75712E-470	4.35	7/8-14	2.85	1.50	3.00	1-1/16
5/8	3/4	75712E-472	4.45	1-1/16-14	2.95	1.75	3.13	1-1/4

**Bumped Tube O-Ring Service Port Adapter W/R134a Service Port**



TUBE SIZE	CATALOG NUMBER	THREAD SIZE	LENGTH A	ACROSS FLATS	HEX F	O-RING
3/8	75701*	5/8-18	2.02	5/8†	3/4	ZW74706
1/2	75702*	3/4-16	2.22	7/8	7/8	ZW74708
5/8	75704**	7/8-14	2.63	7/8	1-1/16	ZW74710
3/4	75706**	1-1/16-14	2.89	1-1/16	1-1/4	ZW74712

(Includes O-Ring)

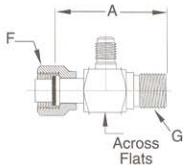
†To determine the correct length of hose, subtract the cut-off factor for each end fitting from the overall length of the assembly. All dimensions shown in inches.

\*High Side Port

\*\*Low Side Port

†Has body machined from hex stock.

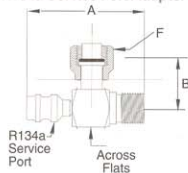
**Bumped Tube O-Ring Service Port Adapter W/R12 Service Port**



TUBE SIZE	CATALOG NUMBER	THREAD SIZE G	LENGTH A	ACROSS FLATS	HEX F	SERVICE PORT THREAD	O-RING
3/8	R12-Z56*	5/8-18	2.02	5/8 <sup>†</sup>	3/4	3/8-24	ZW74706
1/2	R12-Z58*	3/4-16	2.22	7/8	7/8	3/8-24	ZW74708
5/8	R12-Z60**	7/8-14	2.63	7/8	1-1/16	3/8-24	ZW74710
3/4	R12-Z62**	1-1/16-14	2.89	1-1/16	1-1/4	7/16-20	ZW74712

(Includes O-Ring)

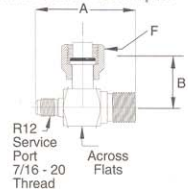
**90° Bumped Tube O-Ring R134a Service Port Adapter**



TUBE SIZE	CATALOG NUMBER	THREAD SIZE	LENGTH A	DROP B	ACROSS FLATS	HEX F	O-RING
3/8	75729*	5/8-18	2.40	1.05	5/8 <sup>†</sup>	3/4	ZW74706
1/2	75730*	3/4-16	2.60	1.15	7/8	7/8	ZW74708
5/8	75731**	7/8-14	2.74	1.30	7/8	1-1/16	ZW74710
3/4	75732**	1-1/16-14	3.10	1.39	1-1/16 <sup>†</sup>	1-1/4	ZW74712

(Includes O-Ring)

**90° Bumped Tube O-Ring R12 Service Port Adapter**



TUBE SIZE	CATALOG NUMBER	THREAD SIZE	LENGTH A	DROP B	ACROSS FLATS	HEX F	O-RING
3/8	R12-Z96*	5/8-18	2.07	1.05	5/8 <sup>†</sup>	3/4	ZW74706
1/2	R12-Z97*	3/4-16	2.27	1.15	7/8	7/8	ZW74708
5/8	R12-Z98**	7/8-14	2.41	1.30	7/8	1-1/16	ZW74710
3/4	R12-Z99**	1-1/16-16	2.77	1.39	1-1/16 <sup>†</sup>	1-1/4	ZW74712

(Includes O-Ring)

Note: 3/8-24 Thread (High Side Port)

7/16-20 Thread (Low Side Port)

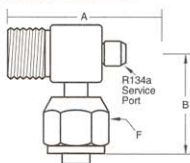
**Replacement O-Rings**



TUBE O.D.	CATALOG NUMBER
3/8	ZW74706
1/2	ZW74708
5/8	ZW74710
3/4	ZW74712

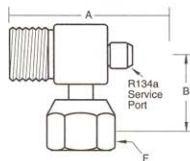
**Material:** Hydrogenated Nitrile (HNBR), 70 Durometer  
**Temperature Range:** -40°F to +250°F (-40°C to +121°C)  
**Color:** Green

**Tube-O to Male Bumped  
Tube O-Ring 90° Elbow  
with R134a Service**



TUBE SIZE	CATALOG NUMBER	LENGTH A	DROP B	TUBE-O THREAD
1/2	75750	2.64	1.15	3/4-16
5/8	75751	2.78	1.29	7/8-14

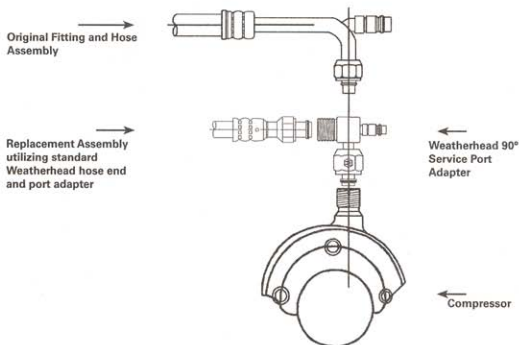
**Rotalok to Male Bumped  
Tube O-Ring 90° Elbow  
with R134a Service**



TUBE SIZE	CATALOG NUMBER	LENGTH A	DROP B	ROTALOK THREAD F
1/2	75760	2.64	1.15	1-14
5/8	75761	2.78	1.29	1-14

**Service Instructions for  
Replacement of Damaged  
O.E. Hose Assemblies**

Weatherhead service port adapters offer an alternative to the high cost of replacement and time out of service which can occur when an air conditioning assembly is damaged. By using the Weatherhead adapter, service personnel can remove the damaged end and replace it with a standard Weatherhead 757 'E' series hose end used in conjunction with a Weatherhead service port adapter. This is a welcome solution to get your customer back on the road without special orders and long delays.

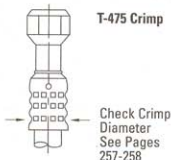
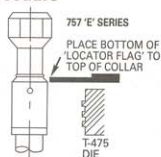




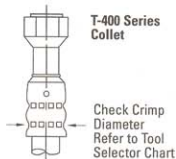
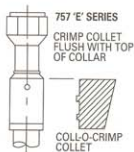
## Equipment

### T-475-1 Crimping Procedure

#### T-475-1 • Crimping Procedure



#### Coll-O-Crimp Crimping Procedure



#### 757 Hose Ends

Listed to the right are certain 757 style hose ends that require the use of designated Coll-O-Crimp systems. As noted, removal of the protective cap covering on the charge port may be necessary.

CATALOG NUMBER	HOSE END DESCRIPTION	T-400, T-407	T-420	T-460, T-410, T-440T	T-462 T-465	T-480
75708E-Z99	-8, 90deg, w/Charge Port	YES/WC	YES/WC	YES/WC	YES/WC	YES/WC
75710E-Z01	-10, 90deg, w/Charge Port	YES/WC	NO	YES/WC	YES/WC	YES/WC
75712E-Z01	-12, 90deg, w/Charge Port	YES/WC	NO	YES/WC	YES/WC	YES/WC
75706E-Y36	Splicer, -6 to -6	YES	YES	YES	YES	YES
75708E-Y38	Splicer, -8 to -8	YES	YES	YES	YES	YES
75710E-Y40	Splicer, -10 to -10	NO	YES	YES	YES	YES
75712E-Y41	Splicer, -12 to -12	NO	YES	YES	NO	YES
75706E-Y38	Splicer, -6 to -8	YES	YES	YES	YES	YES
75708E-Y40	Splicer, -8 to -12	YES	YES	YES	YES	YES
75710E-Y41	Splicer, -10 to -12	NO	YES	YES	NO	YES
75706E-Y47	Splicer, -6 to -6 w/Charge Port	NO	YES	YES	NO	YES
75708E-Y48	Splicer, -8 to -8 w/Charge Port	NO	YES	YES	NO	YES
75710E-Y49	Splicer, -10 to -10 w/Charge Port	NO	YES	YES	NO	YES
75712E-Y50	Splicer, -12 to -12 w/Charge Port	NO	YES	YES	NO	NO

WOC indicates without protective cap.

WC indicates with protective cap.

#### Nominal Crimp Diameter Measurement

Measuring crimp diameters should be a part of the normal hose assembly procedure. To insure a proper crimp diameter reading, follow these steps.

1. Measure the diameter in the middle of crimped portion of the hose end.
2. Place the caliper in a position to allow a measurement across the pressed (flat) portion of the crimp.

**Note:** When using T-475 system, the bubble style crimp will have three annular rings compared to two when crimped with the T-400 series collets.

#### Nominal Crimp Diameter Measurement

Measuring crimp diameters should be a part of the normal hose assembly procedure. To insure a proper crimp diameter reading, follow these steps.

1. Measure the diameter in the middle of crimped portion of the hose end.
2. Place the caliper in a position to allow a measurement across the pressed (flat) portion of the crimp.

**Note:** When using T-400 C-O-C system, the bubble style crimp will have two annular rings compared to three when crimped with the T-475 die set.

## Equipment

### Cabinets

#### C-40X • Stock Cabinet



Ideal for mounting the T-400-1 Coll-O-Crimp I Press and Pump or T-420-1 Coll-O-Crimp Super I. The sturdy C-40X Cabinet contains 40 heavy-duty plastic drawers that can be divided into one, two, three, or four compartments providing space for a large selection of Coll-O-Crimp hose ends and adapters.

**Drawers:** PD-40 (one drawer)

**Dividers:** PD-20 (24 per set)

**Size:** 46-1/2" high, 40" wide, 26" deep at base, 18" deep at top

**Weight:** 228 lbs.

#### FH-135X • Stock Cabinet



The sturdy FH-135X Cabinet contains 50 heavy-duty plastic drawers that can be divided into one, two, or three compartments allowing you ample space for a large selection of Coll-O-Crimp hose ends and adapters. Ideal for mounting the Coll-O-Crimp I Press and Pump.


**Drawers:** PD-95 (one drawer)

**Dividers:** PD-15 (30 per set)

**Size:** 46-1/2" high, 33" wide, 14-1/2" deep

**Weight:** 115 lbs.

#### FH-15X • Stock Cabinet



Here is the ideal way to organize your inventory of hose ends and adapters. The rugged FH-15X Cabinet contains 15 plastic drawers for stocking hose ends and adapters.

**Drawers:** PD-95 (one drawer)

**Dividers:** PD-15 (30 per set)

**Size:** 13-5/8" high, 14-3/8" deep, 30-1/4" wide

**Weight:** 45 lbs.