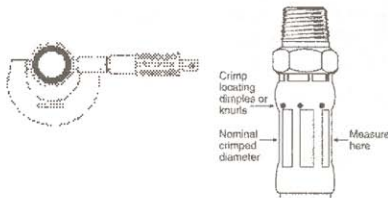


Hose End and Tool Selector Chart

T-400-1, T-400-17,
T-407-1, T-460,
T-462, T-465

WARNING Proper Selection of Hose Ends: Selection of the proper end fittings for the hose end application is essential to the proper operation and safe use of the hose and related equipment. Inadequate attention to the selection of the end fittings for your application can result in leaking or the hose ends blowing off the hose, leading to serious bodily injury or property damage. In order to avoid serious bodily injury or property damage resulting from selection of the wrong end fitting, you should carefully review the information in this catalog.

WARNING Coll-O-Crimp Hose, Hose Fittings and Assembly Equipment Compatibility: The Coll-O-Crimp Equipment Package, Coll-O-Crimp End Fittings, and Coll-O-Crimp Hose have been engineered and designed as a complete hose assembly system. Each component of the Coll-O-Crimp hose assembly system is compatible with other Coll-O-Crimp components to which it relates. Component compatibility, along with the use of quality components, insures the production of reliable hose assemblies when assembled properly. The use or intermixing of fittings and hose not specifically engineered and designed for use with each other and Coll-O-Crimp equipment is not rec-



ommended and may result in the production of unsafe or unreliable hose assemblies. This can result in hose assembly leakage, hose separation or other failures which can cause serious bodily injury or property damage from spraying fluids, flying projectiles, or other substances. The Weatherhead warranty is limited to apply only when Coll-O-Crimp end fittings and compatible Coll-O-Crimp hose are used with Coll-O-Crimp assembly equipment. Nominal Crimp Diameter Measurement: Please remove this chart and place near your Coll-O-Crimp equipment for reference. Measuring crimp diameters should be a part of the normal hose assembly procedure.

To insure a proper crimp diameter reading, follow these steps.

1. Measure the diameter in the middle of crimped portion of the hose end.
2. Place the caliper in a position to allow a measurement across the pressed (flat) portion of the crimp.
3. See crimp diameters on following chart.

Note: In larger sizes, calipers may be used; however, in smaller sizes, and in the 'E' Series thermoplastic hose ends, a point micrometer will provide an accurate reading. Nominal crimp diameters are for Weatherhead hose end end fittings when crimped with Weatherhead Coll-O-Crimp tooling.

T-400-1, T-400-17,
T-407-1, T-460,
T-462, T-465

HOSE TYPE	HOSE NAME	HOSE I.D. (IN.)	SKIVE TOOL	HOSE END PREFIX	COLLET PART #	SPACER RING COLOR	FLAT SIDE UP/DWN	NOMINAL CRIMP DIA. (IN.)
H00905		5/16	N/R	05 'E'	T-400-32C	Black	Up	.585
H00906		3/8	N/R	06 'E'	T-400-33C	Black	Up	.655
H00908		1/2	N/R	08 'E'	T-400-34C	Black	Up	.805
H01704		1/4	N/R	04 'U'	T-400-2C	Yellow	Up	.580
H01706		3/8	N/R	06 'U'	T-400-3C	Black	Up	.785
H01708		1/2	N/R	08 'U'	T-400-4C	Silver	Up	.940
H01712		3/4	N/R	12 'U'	T-400-5C	Silver	Up	1.235
H01716		1	N/R	16 'U'	T-400-6C	Silver	Up	1.525
H01720		1-1/4	N/R	20 'U'	T-400-12	Black	DN	1.785
H03912		3/4	N/R	12 'S'	T-400-5C	Silver	Up	1.230
		3/4	N/R	12 'U'	T-400-5C	Silver	Up	1.230
H03916		1	N/R	16 'S'	T-400-6C	Silver	Up	1.520
		1	N/R	16 'U'	T-400-6C	Silver	Up	1.520
H03920		1-1/4	N/R	20 'S'	T-400-12	Black	DN	1.790

Hose End and Tool Selector Chart

T-400-1, T-400-17,
T-407-1, T-460,
T-462, T-465

HOSE TYPE	HOSE NAME	HOSE I.D. (IN.)	SKIVE TOOL	HOSE END PREFIX	COLLET PART #	SPACER RING COLOR	FLAT SIDE UP/DWN	NOMINAL CRIMP DIA. (IN.)
H03920		1-1/4	N/R	20 'U'	T-400-12	Black	DN	1.790
H05904		3/16	N/R	06904 'E'	T-400-54C	Yellow	Up	.525
		3/16	N/R	22904 'P'	T-400-80C	Black	DN	.480
H05905		1/4	N/R	06905 'E'	T-400-55C	Black	Up	.585
H05906		5/16	N/R	06906 'E'	T-400-56C	Black	Up	.680
		5/16	N/R	22906 'P'	T-400-81C	Black	DN	.650
H05908		13/32	N/R	06908 'E'	T-400-57C	Yellow	Up	.765
		13/32	N/R	22908 'P'	T-400-82C	Black	DN	.775
H05910		1/2	N/R	06910 'E'	T-400-58C	Black	Up	.910
		1/2	N/R	22910 'P'	T-400-83C	Black	DN	.875
H05912		5/8	N/R	06912 'E'	T-400-59C	Silver	Up	1.080
H05916		7/8	N/R	06916 'E'	T-400-60C	Black	Up	1.275
H06904		3/16	N/R	06904 'E'	T-400-54C	Yellow	Up	.525
H06905		1/4	N/R	06905 'E'	T-400-55C	Black	Up	.585
H06906		5/16	N/R	06906 'E'	T-400-56C	Black	Up	.680
H06908		13/32	N/R	06908 'E'	T-400-57C	Yellow	Up	.765
H06910		1/2	N/R	06910 'E'	T-400-58C	Black	Up	.910
H06912		5/8	N/R	06912 'E'	T-400-59C	Silver	Up	1.080
H06916		7/8	N/R	06916 'E'	T-400-60C	Black	Up	1.275
H06920		1-1/8	N/R	06920 'E'	T-400-61C	Yellow	Up	1.520
H06924		1-3/8	N/R	06924 'E'	T-400-70	Black	Up	1.730
H10404		1/4	N/R	04 'S'	T-400-2C	Black	DN	.561
		1/4	N/R	04 'U'	T-400-2C	Black	DN	.560
		1/4	N/R	04 'W'	T-400-40C	Black	DN	.664
H10406		3/8	N/R	06 'S'	T-400-3C	Black	DN	.740
		3/8	N/R	06 'U'	T-400-3C	Black	DN	.740
		3/8	N/R	06 'W'	T-400-41C	Black	DN	.825
H10408		1/2	N/R	08 'S'	T-400-4C	Black	DN	.863
		1/2	N/R	08 'U'	T-400-4C	Black	DN	.870
		1/2	N/R	08 'W'	T-400-42C	Black	DN	.976
H10410		5/8	N/R	10 'U'	T-400-64C	Black	DN	1.000
		5/8	N/R	10 'W'	T-400-43C**	N/R	N/R	1.132
H10412		3/4	N/R	12 'S'	T-400-5C	Yellow	Up	1.177
		3/4	N/R	12 'U'	T-400-5C	Black	DN	1.160
		3/4	N/R	12 'W'	T-400-44C**	N/R	N/R	1.260
H10416		1	N/R	16 'S'	T-400-6C	Yellow	Up	1.465
		1	N/R	16 'U'	T-400-6C	Black	DN	1.450
H10420		1-1/4	N/R	20 'S'	T-400-12	Black	DN	1.790
		1-1/4	N/R	20 'U'	T-400-12	Black	DN	1.785
H10504		1/4	N/R	04 'U'	T-400-2C	Black	Up	.610

** Collet sits into two base halves, part number T-400BH.

Hose End and Tool Selector Chart

T-400-1, T-400-17,
T-407-1, T-460,
T-462, T-465

HOSE TYPE	HOSE NAME	HOSE I.D. (IN.)	SKIVE TOOL	HOSE END PREFIX	COLLET PART #	SPACER RING COLOR	FLAT SIDE UP/DWN	NOMINAL CRIMP DIA. (IN.)
H10506		3/8	N/R	06 'U'	T-400-3C	Black	Up	.788
H10508		1/2	N/R	08 'U'	T-400-4C	Silver	Up	.940
H10512		3/4	N/R	12 'U'	T-400-5C	Silver	Up	1.232
H10516		1	N/R	16 'U'	T-400-6C	Silver	Up	1.522
H11404		1/4	N/R	04 'S'	T-400-2C	Green	Up	.520
		1/4	N/R	04 'U'	T-400-2C	Green	Up	.520
H11406		3/8	N/R	06 'S'	T-400-3C	Green	Up	.695
		3/8	N/R	06 'U'	T-400-3C	Green	Up	.695
H11408		1/2	N/R	08 'S'	T-400-4C	Black	DN	.860
		1/2	N/R	08 'U'	T-400-4C	Green	Up	.830
H11504		1/4	N/R	04 'U'	T-400-2C	Black	Up	.610
H11506		3/8	N/R	06 'U'	T-400-3C	Black	Up	.788
H11508		1/2	N/R	08 'U'	T-400-4C	Silver	Up	.940
H11512		3/4	N/R	12 'U'	T-400-5C	Silver	Up	1.225
H11516		1	N/R	16 'U'	T-400-6C	Silver	Up	1.522
H11520		1-1/4	N/R	20 'U'	T-400-12	Silver	Up	1.862
H14504		1/4	N/R	04 'M'	T-400-109C	Yellow	Up	.630
		1/4	N/R	04 'S'	T-400-2C	Green	Up	.520
		1/4	N/R	04 'U'	T-400-2C	Green	Up	.520
		1/4	N/R	04 'W'	T-400-40C	BK/Tan	UP	.678
H14506		3/8	N/R	06 'M'	T-400-110C	Yellow	Up	.765
		3/8	N/R	06 'S'	T-400-3C	Green	Up	.695
		3/8	N/R	06 'U'	T-400-3C	Green	Up	.695
		3/8	N/R	06 'W'	T-400-41C	Green	UP	.775
H14508		1/2	N/R	08 'M'	T-400-111C	Yellow	Up	.935
		1/2	N/R	08 'S'	T-400-4C	Yellow	DN	.870
		1/2	N/R	08 'U'	T-400-4C	Yellow	DN	.870
		1/2	N/R	08 'W'	T-400-42C	Black	DN	.976
H14510		5/8	N/R	10 'U'	T-400-64C	Yellow	Up	1.010
		5/8	N/R	10 'W'	T-400-43C**	Black/Yellow	Up	1.149
H14512		3/4	N/R	12 'S'	T-400-5C	Yellow	DN	1.160
		3/4	N/R	12 'U'	T-400-5C	Yellow	DN	1.160
		3/4	N/R	12 'W'	T-400-44C**	BK/SV	Up	1.293
H14516		1	N/R	16 'S'	T-400-6C	Yellow	DN	1.445
H14604		1/4	N/R	04 'U'	T-400-2C	Green	Up	.520
H14606		3/8	N/R	06 'U'	T-400-3C	Green	Up	.695
H14608		1/2	N/R	08 'U'	T-400-4C	Green	Up	.830
H16604		3/16	N/R	06904 'E'	T-400-54C	Yellow	Up	.525
H16605		1/4	N/R	06905 'E'	T-400-55C	Black	Up	.585

** Collet sits into two base halves, part number T-400BH.

Hose End and Tool Selector Chart

T-400-1, T-400-17,
T-407-1, T-460,
T-462, T-465

HOSE TYPE	HOSE NAME	HOSE I.D. (IN.)	SKIVE TOOL	HOSE END PREFIX	COLLET PART #	SPACER RING COLOR	FLAT SIDE UP/DWN	NOMINAL CRIMP DIA. (IN.)
H16606		5/16	N/R	06906 'E'	T-400-56C	Black	Up	.680
H16608		13/32	N/R	06908 'E'	T-400-57C	Yellow	Up	.765
H16610		1/2	N/R	06910 'E'	T-400-58C	Black	Up	.910
H16612		5/8	N/R	06912 'E'	T-400-59C	Silver	Up	1.080
H16616		7/8	N/R	06916 'E'	T-400-60C	Black	Up	1.275
H16620		1-1/8	N/R	06920 'E'	T-400-61C	Yellow	Up	1.520
H16904		3/16	N/R	06904 'E'	T-400-54C	Yellow	Up	.525
H16905		1/4	N/R	06905 'E'	T-400-55C	Black	Up	.585
H16906		5/16	N/R	06906 'E'	T-400-56C	Black	Up	.680
H16908		13/32	N/R	06908 'E'	T-400-57C	Yellow	Up	.765
H16910		1/2	N/R	06910 'E'	T-400-58C	Black	Up	.910
H16912		5/8	N/R	06912 'E'	T-400-59C	Silver	Up	1.080
H16916		7/8	N/R	06916 'E'	T-400-60C	Black	Up	1.275
H16920		1-1/8	N/R	06920 'E'	T-400-61C	Yellow	Up	1.520
H16924		1-3/8	N/R	06924 'E'	T-400-70	Black	Up	1.730
H19004		1/4	N/R	04 'W'	T-400-40C	Black	DN	.664
H19006		3/8	N/R	06 'W'	T-400-41C	Black	DN	.820
H19008		1/2	N/R	08 'W'	T-400-42C	Black	DN	.976
H19010		5/8	N/R	10 'W'	T-400-43C**	N/R	N/R	1.132
H19012		3/4	N/R	12 'W'	T-400-44C**	N/R	N/R	1.260
H20904		1/4	N/R	04 'E'	T-400-31C	Black	DN	.455
H20905		5/16	N/R	05 'E'	T-400-32C	Black	DN	.555
H20906		3/8	N/R	06 'E'	T-400-33C	Black	DN	.615
H20908		1/2	N/R	08 'E'	T-400-34C	Black	DN	.765
H22904		3/16	N/R	06904 'E'	T-400-54C	Yellow	Up	.525
		3/16	N/R	22904 'P'	T-400-80C	Yellow	Up	.505
H22906		5/16	N/R	06906 'E'	T-400-56C	Black	Up	.680
		5/16	N/R	22906 'P'	T-400-81C	Black	DN	.650
H22908		13/32	N/R	06908 'E'	T-400-57C	Yellow	Up	.765
		13/32	N/R	22908 'P'	T-400-82C	Black	DN	.775
H22910		1/2	N/R	06910 'E'	T-400-58C	Black	Up	.910
		1/2	N/R	22910 'P'	T-400-83C	Black	DN	.875
H22912		5/8	N/R	06912 'E'	T-400-59C	Silver	Up	1.080
H22916		7/8	N/R	06916 'E'	T-400-60C	Black	Up	1.275
H23904		3/16	N/R	229 'P'	T-400-80C	Black	DN	.480
H23906		5/16	N/R	229 'P'	T-400-81C	Black	DN	.650
H23908		13/32	N/R	229 'P'	T-400-82C	Black	DN	.775
H23910		1/2	N/R	229 'P'	T-400-83C	Black	DN	.875

** Collet sits into two base halves, part number T-400BH.

Hose End and Tool Selector Chart

T-400-1, T-400-17,
T-407-1, T-460,
T-462, T-465

HOSE TYPE	HOSE NAME	HOSE I.D. (IN.)	SKIVE TOOL	HOSE END PREFIX	COLLET PART #	SPACER RING COLOR	FLAT SIDE UP/DWN	NOMINAL CRIMP DIA. (IN.)
H24303		3/16	N/R	03 'E'	T-400-113C	Tan	Up	.355
H24304		1/4	N/R	04 'E'	T-400-31C	Green	Up	.405
H24305		5/16	N/R	05 'E'	T-400-32C	Red	Up	.475
H24306		3/8	N/R	06 'E'	T-400-33C	Red	Up	.545
H24308		1/2	N/R	08 'E'	T-400-34C	Red	Up	.695
H24312		3/4	N/R	12 'E'	T-400-35C	Red	Up	.978
H24316		1	N/R	16 'E'	T-400-36C	Red	Up	1.225
H24504	HI-R FLEX	1/4	N/R	04 'M'	T-400-109C	Black	Up	.665
		1/4	N/R	04 'S'	T-400-2C	Yellow	DN	.560
		1/4	N/R	04 'U'	T-400-2C	Yellow	DN	.560
		1/4	N/R	04 'W'	T-400-40C	BK/Tan	UP	.678
H24506	HI-R FLEX	3/8	N/R	06 'M'	T-400-110C	Black	Up	.805
		3/8	N/R	06 'S'	T-400-3C	Yellow	DN	.740
		3/8	N/R	06 'U'	T-400-3C	Yellow	DN	.740
		3/8	N/R	06 'W'	T-400-41C	Black	DN	.820
H24508	HI-R FLEX	1/2	N/R	08 'M'	T-400-111C	Yellow	Up	.940
		1/2	N/R	08 'S'	T-400-4C	Yellow	DN	.865
		1/2	N/R	08 'U'	T-400-4C	Yellow	DN	.865
		1/2	N/R	08 'W'	T-400-42C	BK/Tan	UP	.993
H24510	HI-R FLEX	5/8	N/R	10 'U'	T-400-64C	Yellow	Up	1.010
		5/8	N/R	10 'W'	T-400-43C**	N/R	N/R	1.132
H24512	HI-R FLEX	3/4	N/R	12 'S'	T-400-5C	Yellow	DN	1.160
		3/4	N/R	12 'U'	T-400-5C	Yellow	DN	1.160
		3/4	N/R	12 'W'	T-400-44C**	BK/SV	Up	1.293
H24516	HI-R FLEX	1	N/R	16 'S'	T-400-6C	Yellow	Up	1.465
		1	N/R	16 'U'	T-400-6C	Yellow	Up	1.465
		1-1/4	N/R	20 'S'	T-400-12	Yellow	DN	1.795
H24520	HI-R FLEX	1-1/4	N/R	20 'U'	T-400-12	Yellow	DN	1.795
H26504		1/4	N/R	26504 'P'	T-400-2C	Green	Up	.520
H26506		3/8	N/R	06 'E'	T-400-33C	Black	Up	.660
		3/8	N/R	26506 'P'	T-400-2C	Silver	Up	.640
H26508		1/2	N/R	08 'E'	T-400-34C	Black	Up	.810
		1/2	N/R	26508 'P'	T-400-3C	Black	Up	.788
H26512		3/4	N/R	12 'E'	T-400-35C	Black	Up	1.090
		3/4	N/R	26512 'P'	T-400-64C	Silver	Up	1.070
H26516		1	N/R	16 'E'	T-400-36C	Black	Up	1.340
H27504		1/4	N/R	26504 'P'	T-400-2C	Green	Up	.520
H27506		3/8	N/R	06 'E'	T-400-33C	Black	Up	.660
		3/8	N/R	26506 'P'	T-400-2C	Silver	Up	.640
H27508		1/2	N/R	08 'E'	T-400-34C	Black	Up	.810
		1/2	N/R	26508 'P'	T-400-3C	Black	Up	.788

** Collet sits into two base halves, part number T-400BH.

Hose End and Tool Selector Chart

T-400-1, T-400-17,
T-407-1, T-460,
T-462, T-465

HOSE TYPE	HOSE NAME	HOSE I.D. (IN.)	SKIVE TOOL	HOSE END PREFIX	COLLET PART #	SPACER RING COLOR	FLAT SIDE UP/DWN	NOMINAL CRIMP DIA. (IN.)
H27512		3/4	N/R	12 'E'	T-400-35C	Black	Up	1.090
		3/4	N/R	26512 'P'	T-400-64C	Silver	Up	1.070
H27516		1	N/R	16 'E'	T-400-36C	Black	Up	1.340
H27703		3/16	N/R	03 'E'	T-400-113C	Tan	Up	.355
H27704		1/4	N/R	04 'E'	T-400-31C	Green	Up	.405
H27705		5/16	N/R	05 'E'	T-400-32C	Red	Up	.475
H27706		3/8	N/R	06 'E'	T-400-33C	Red	Up	.545
H27708		1/2	N/R	08 'E'	T-400-34C	Red	Up	.695
H27712		3/4	N/R	12 'E'	T-400-35C	Red	Up	.978
H27716		1	N/R	16 'E'	T-400-36C	Red	Up	1.225
H28004		1/4	N/R	04 'W'	T-400-40C	BK/Tan	UP	.678
H28006		3/8	N/R	06 'W'	T-400-41C	Black	DN	.820
H28008		1/2	N/R	08 'W'	T-400-42C	BK/Tan	UP	.992
H28010		5/8	N/R	10 'W'	T-400-43C**	N/R	N/R	1.132
H28012		3/4	N/R	12 'W'	T-400-44C**	BK/SV	Up	1.293
H28504		1/4	N/R	04 'E'	T-400-31C	Black	Up	.500
		1/4	N/R	26504 'P'	T-400-2C	Green	Up	.520
H28506		3/8	N/R	06 'E'	T-400-33C	Black	Up	.660
		3/8	N/R	26506 'P'	T-400-2C	Silver	Up	.640
H28508		1/2	N/R	08 'E'	T-400-34C	Black	Up	.810
		1/2	N/R	26508 'P'	T-400-3C	Black	Up	.788
H28512		3/4	N/R	12 'E'	T-400-35C	Black	Up	1.090
		3/4	N/R	26512 'P'	T-400-64C	Silver	Up	1.070
H28516		1	N/R	16 'E'	T-400-36C	Black	Up	1.340
H29004		1/4	N/R	04 'W'	T-400-40C	Black	UP	.722
H29006		3/8	N/R	06 'W'	T-400-41C	BK/Red	UP	.854
H29008		1/2	N/R	08 'W'	T-400-42C	BK/Red	UP	1.007
H29010		5/8	N/R	10 'W'	T-400-43C**	BK/YW	N/R	1.149
H29012		3/4	N/R	12 'W'	T-400-44C**	N/R	N/R	1.317
H32406		3/8	N/R	06 'U'	T-400-3C	Black	Up	.785
H32504	SUB ZERO	1/4	N/R	04 'U'	T-400-2C	Black	Up	.610
H32506	SUB ZERO	3/8	N/R	06 'U'	T-400-3C	Black	Up	.795
H32508	SUB ZERO	1/2	N/R	08 'U'	T-400-4C	Yellow	Up	.885
H32512	SUB ZERO	3/4	N/R	12 'U'	T-400-5C	Black	Up	1.215
H32516	SUB ZERO	1	N/R	16 'U'	T-400-6C	Silver	Up	1.525
H33503		3/16	N/R	33603 'E'	T-400-120C	Black	Up	.540
H33504		1/4	N/R	33604 'E'	T-400-121C	Black	Up	.667

** Collet sits into two base halves, part number T-400BH.

Hose End and Tool Selector Chart

T-400-1, T-400-17,
T-407-1, T-460,
T-462, T-465

HOSE TYPE	HOSE NAME	HOSE I.D. (IN.)	SKIVE TOOL	HOSE END PREFIX	COLLET PART #	SPACER RING COLOR	FLAT SIDE UP/DWN	NOMINAL CRIMP DIA. (IN.)
H33506		3/8	N/R	33606 'E'	T-400-122C	Black	Up	.770
H33508		1/2	N/R	33608 'E'	T-400-123C	Black	Up	.895
H33603		3/16	N/R	33603 'E'	T-400-120C	Black	Up	.540
H33604		1/4	N/R	33604 'E'	T-400-121C	Black	Up	.667
H33606		3/8	N/R	33606 'E'	T-400-122C	Black	Up	.770
H33608		1/2	N/R	33608 'E'	T-400-123C	Black	Up	.895
H33806		3/8	N/R	33806 'P'	T-400-102C	Black	DN	.700
H33808		1/2	N/R	33808 'P'	T-400-103C	Black	DN	.795
H34504	Pressure Washer	1/4	N/R	04 'M'	T-400-109C	Yellow	Up	.630
H34506	Pressure Washer	3/8	N/R	06 'M'	T-400-110C	Yellow	Up	.765
H34508	Pressure Washer	1/2	N/R	08 'M'	T-400-111C	Yellow	DN	.915
H35006		3/8	N/R	06 'M'	T-400-110C	Black	Up	.805
		3/8	N/R	06 'U'	T-400-3C	Yellow	DN	.740
H35008		1/2	N/R	08 'M'	T-400-111C	Yellow	Up	.945
		1/2	N/R	08 'U'	T-400-4C	Yellow	DN	.865
H36606		5/16	N/R	06906 'E'	T-400-56C	Black	Up	.680
H36608		13/32	N/R	06908 'E'	T-400-57C	Yellow	Up	.765
H42504		1/4	N/R	04 'S'	T-400-2C	Black	Up	.610
		1/4	N/R	04 'U'	T-400-2C	Black	Up	.610
		1/4	N/R	04 'W'	T-400-40C	Black	UP	.722
H42506		3/8	N/R	06 'S'	T-400-3C	Black	Up	.795
		3/8	N/R	06 'U'	T-400-3C	Black	Up	.795
		3/8	N/R	06 'W'	T-400-41C	BK/Red	UP	.854
H42508		1/2	N/R	08 'S'	T-400-4C	Black	Up	.920
		1/2	N/R	08 'U'	T-400-4C	Black	Up	.915
		1/2	N/R	08 'W'	T-400-42C	BK/Red	UP	1.007
H42510		5/8	N/R	10 'U'	T-400-64C	Black	Up	1.050
		5/8	N/R	10 'W'	T-400-43C**	BK/YW	Up	1.132
H42512		3/4	N/R	12 'S'	T-400-5C	Black	Up	1.210
		3/4	N/R	12 'U'	T-400-5C	Black	Up	1.205
		3/4	N/R	12 'W'	T-400-44C**	BK/SV	Up	1.260
H42516		1	N/R	16 'S'	T-400-6C	Silver	Up	1.525
		1	N/R	16 'U'	T-400-6C	Silver	Up	1.525
H42520		1-1/4	N/R	20 'S'	T-400-12	Silver	Up	1.885
		1-1/4	N/R	20 'U'	T-400-12	Black	Up	1.850
H42908		13/32	N/R	057 'P'	T-400-102C	Green	Up	0.660
H42910		1/2	N/R	057 'P'	T-400-103C	Green	Up	0.750

** Collet sits into two base halves, part number T-400BH.

Hose End and Tool Selector Chart

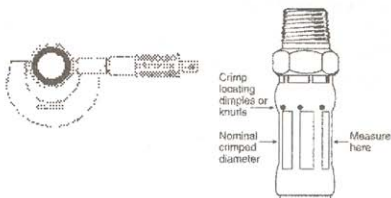
T-400-1, T-400-17,
T-407-1, T-460,
T-462, T-465

HOSE TYPE	HOSE NAME	HOSE I.D. (IN.)	SKIVE TOOL	HOSE END PREFIX	COLLET PART #	SPACER RING COLOR	FLAT SIDE UP/DWN	NOMINAL CRIMP DIA. (IN.)
H43504		1/4	N/R	04 'E'	T-400-31C	Black	DN	.455
H43505		5/16	N/R	05 'E'	T-400-32C	Black	DN	.555
H43506		3/8	N/R	06 'E'	T-400-33C	Black	DN	.615
H43508		1/2	N/R	08 'E'	T-400-34C	Black	DN	.765
H43512		3/4	N/R	12 'E'	T-400-35C	Black	DN	1.035
H43516		1	N/R	16 'E'	T-400-36C	Black	DN	1.295
H43604		1/4	N/R	04 'E'	T-400-31C	Black	DN	.455
H43605		5/16	N/R	05 'E'	T-400-32C	Black	DN	.555
H43606		3/8	N/R	06 'E'	T-400-33C	Black	DN	.615
H43608		1/2	N/R	08 'E'	T-400-34C	Black	DN	.765
H43612		3/4	N/R	12 'E'	T-400-35C	Black	DN	1.035
H43616		1	N/R	16 'E'	T-400-36C	Black	DN	1.295
H54504	RhinoHide	1/4	N/R	04 'S'	T-400-2C	Yellow	DN	.560
		1/4	N/R	04 'U'	T-400-2C	Yellow	DN	.560
		1/4	N/R	04 'W'	T-400-40C	Black	DN	.664
H54506	RhinoHide	3/8	N/R	06 'S'	T-400-3C	Green	Up	.695
		3/8	N/R	06 'U'	T-400-3C	Green	Up	.695
		3/8	N/R	06 'W'	T-400-41C	Black	DN	.820
H54508	RhinoHide	1/2	N/R	08 'M'	T-400-111C	Yellow	Up	.940
	RhinoHide	1/2	N/R	08 'S'	T-400-4C	Black	DN	.865
	RhinoHide	1/2	N/R	08 'U'	T-400-4C	Yellow	DN	.865
		1/2	N/R	08 'W'	T-400-42C	Black/Tan	Up	.992
H54510	RhinoHide	5/8	N/R	10 'U'	T-400-64C	Yellow	Up	1.010
		5/8	N/R	10 'W'	T-400-43C**	N/R	N/R	1.132
H54512	RhinoHide	3/4	N/R	12 'S'	T-400-5C	Yellow	DN	1.155
		3/4	N/R	12 'U'	T-400-5C	Yellow	DN	1.155
H54512	RhinoHide	3/4	N/R	12 'W'	T-400-44C**	BK/SV	Up	1.293
H56904		3/16	N/R	06904 'E'	T-400-54C	Yellow	Up	.525
H56905		1/4	N/R	06905 'E'	T-400-55C	Black	Up	.585
H56906		5/16	N/R	06906 'E'	T-400-56C	Black	Up	.680
H56908		13/32	N/R	06908 'E'	T-400-57C	Yellow	Up	.765
H56910		1/2	N/R	06910 'E'	T-400-58C	Black	Up	.910
H56912		5/8	N/R	06912 'E'	T-400-59C	Silver	Up	1.080
H56916		7/8	N/R	06916 'E'	T-400-60C	Black	Up	1.275
H56920		1-1/8	N/R	06920 'E'	T-400-61C	Black	DN	1.485
H75706		5/16	N/R	75706 'E'	T-400-105C	Black	DN	.495
H75708		13/32	N/R	75708 'E'	T-400-106C	Black	DN	.595
H75710		1/2	N/R	75710 'E'	T-400-107C	Black	DN	.695
H75712		5/8	N/R	75712 'E'	T-400-108C	Black	DN	.850

** Collet sits into two base halves, part number T-400B.H.

Hose End and Tool Selector Chart

T-420



WARNING

Proper Selection of Hose Ends: Selection of the proper end fittings for the hose end application is essential to the proper operation and safe use of the hose and related equipment. Inadequate attention to the selection of the end fittings for your application can result in leaking or the hose ends blowing off the hose, leading to serious bodily injury or property damage. In order to avoid serious bodily injury or property damage resulting from selection of the wrong end fitting, you should carefully review the information in this catalog.

WARNING

Coll-O-Crimp Hose, Hose Fittings and Assembly Equipment Compatibility: The Coll-O-Crimp Equipment Package, Coll-O-Crimp End Fittings, and Coll-O-Crimp Hose have been engineered and designed as a complete hose assembly system. Each component of the Coll-O-Crimp hose assembly system is compatible with other Coll-O-Crimp components to which it relates. Component compatibility, along with the use of quality components, insures the production of reliable hose assemblies when assembled properly. The use or intermixing of fittings and hose not specifically engineered and designed for use with each other and Coll-O-Crimp equipment is not rec-

ommended and may result in the production of unsafe or unreliable hose assemblies. This can result in hose assembly leakage, hose separation or other failures which can cause serious bodily injury or property damage from spraying fluids, flying projectiles, or other substances. The Weatherhead warranty is limited to apply only when Coll-O-Crimp end fittings and compatible Coll-O-Crimp hose are used with Coll-O-Crimp assembly equipment. Nominal Crimp Diameter Measurement: Please remove this chart and place near your Coll-O-Crimp equipment for reference. Measuring crimp diameters should be a part of the normal hose assembly procedure.

To insure a proper crimp diameter reading, follow these steps.

1. Measure the diameter in the middle of crimped portion of the hose end.
2. Place the caliper in a position to allow a measurement across the pressed (flat) portion of the crimp.
3. See crimp diameters on following chart.

Note: In larger sizes, calipers may be used; however, in smaller sizes, and in the 'E' Series thermoplastic hose ends, a point micrometer will provide an accurate reading. Nominal crimp diameters are for Weatherhead hose end fittings when crimped with Weatherhead Coll-O-Crimp tooling.

T-420

HOSE TYPE	HOSE NAME	HOSE I.D. (IN.)	SKIVE TOOL	HOSE END PREFIX	COLLET PART #	SPACER RING COLOR	FLAT SIDE UP/DWN	NOMINAL CRIMP DIA. (IN.)
H00905		5/16	N/R	05 'E'	T-400-32C	Black	Up	.585
H00906		3/8	N/R	06 'E'	T-400-33C	Black	Up	.655
H00908		1/2	N/R	08 'E'	T-400-34C	Black	Up	.805
H01704		1/4	N/R	04 'U'	T-400-2C	Yellow	Up	.580
H01706		3/8	N/R	06 'U'	T-400-3C	Black	Up	.785
H01708		1/2	N/R	08 'U'	T-400-4C	Silver	Up	.940
H01712		3/4	N/R	12 'U'	T-400-5C	Silver	Up	1.235
H01716		1	N/R	16 'U'	T-400-6C	Silver	Up	1.525
H01720		1-1/4	N/R	20 'U'	T-400-12	Black	DN	1.785
H03912		3/4	N/R	12 'S'	T-400-5C	Silver	Up	1.230
H03916		3/4	N/R	12 'U'	T-400-5C	Silver	Up	1.230
H03916		1	N/R	16 'S'	T-400-6C	Silver	Up	1.520
H03916		1	N/R	16 'U'	T-400-6C	Silver	Up	1.520
H03920		1-1/4	N/R	20 'S'	T-400-12	Black	DN	1.790
H03920		1-1/4	N/R	20 'U'	T-400-12	Black	DN	1.790
H05904		3/16	N/R	06904 'E'	T-400-54C	Yellow	Up	.525
H05904		3/16	N/R	22904 'P'	T-400-80C	Black	DN	.480

Hose End and Tool Selector Chart

T-420

HOSE TYPE	HOSE NAME	HOSE I.D. (IN.)	SKIVE TOOL	HOSE END PREFIX	COLLET PART #	SPACER RING COLOR	FLAT SIDE UP/DWN	NOMINAL CRIMP DIA. (IN.)
H05905		1/4	N/R	06905 'E'	T-400-55C	Black	Up	.585
H05906		5/16	N/R	06906 'E'	T-400-56C	Black	Up	.680
		5/16	N/R	22906 'P'	T-400-81C	Black	DN	.650
H05908		13/32	N/R	06908 'E'	T-400-57C	Yellow	Up	.765
		13/32	N/R	22908 'P'	T-400-82C	Black	DN	.775
H05910		1/2	N/R	06910 'E'	T-400-58C	Black	Up	.910
		1/2	N/R	22910 'P'	T-400-83C	Black	DN	.875
H05912		5/8	N/R	06912 'E'	T-400-59C	Silver	Up	1.080
H05916		7/8	N/R	06916 'E'	T-400-60C	Black	Up	1.275
H06904		3/16	N/R	06904 'E'	T-400-54C	Yellow	Up	.525
H06905		1/4	N/R	06905 'E'	T-400-55C	Black	Up	.585
H06906		5/16	N/R	06906 'E'	T-400-56C	Black	Up	.680
H06908		13/32	N/R	06908 'E'	T-400-57C	Yellow	Up	.765
H06910		1/2	N/R	06910 'E'	T-400-58C	Black	Up	.910
H06912		5/8	N/R	06912 'E'	T-400-59C	Silver	Up	1.080
H06916		7/8	N/R	06916 'E'	T-400-60C	Black	Up	1.275
H06920		1-1/8	N/R	06920 'E'	T-400-61C	Yellow	Up	1.520
H06924		1-3/8	N/R	06924 'E'	T-400-70	Black	Up	1.730
H10404		1/4	N/R	04 'S'	T-400-2C	Black	DN	.561
		1/4	N/R	04 'U'	T-400-2C	Black	DN	.560
		1/4	N/R	04 'W'	T-400-40C	Black	DN	.664
H10406		3/8	N/R	06 'S'	T-400-3C	Black	DN	.740
		3/8	N/R	06 'U'	T-400-3C	Black	DN	.740
		3/8	N/R	06 'W'	T-400-41C	Black	DN	.825
H10408		1/2	N/R	08 'S'	T-400-4C	Black	DN	.863
		1/2	N/R	08 'U'	T-400-4C	Black	DN	.870
		1/2	N/R	08 'W'	T-400-42C	Black	DN	.976
H10410		5/8	N/R	10 'U'	T-400-64C	Black	DN	1.000
		5/8	N/R	10 'W'	T-420-85C	N/R	N/R	1.149
		5/8	N/R	10 'W'	T-400-43C**	N/R	N/R	1.132
H10412		3/4	N/R	12 'S'	T-400-5C	Yellow	Up	1.177
		3/4	N/R	12 'U'	T-400-5C	Black	DN	1.160
		3/4	N/R	12 'W'	T-420-86C	Black/Blue	Up	1.260
		3/4	N/R	12 'W'	T-400-44C**	N/R	N/R	1.260
H10416		1	N/R	16 'S'	T-400-6C	Yellow	Up	1.465
		1	N/R	16 'U'	T-400-6C	Black	DN	1.450
		1	N/R	16 'W'	T-420-87C	Black/White	Up	1.587
H10420		1-1/4	N/R	20 'S'	T-400-12	Black	DN	1.790
		1-1/4	N/R	20 'U'	T-400-12	Black	DN	1.785
H10504		1/4	N/R	04 'U'	T-400-2C	Black	Up	.610
H10506		3/8	N/R	06 'U'	T-400-3C	Black	Up	.788

** Collet sits into two base halves, part number T-400BH.

Hose End and Tool Selector Chart

T-420

HOSE TYPE	HOSE NAME	HOSE I.D. (IN.)	SKIVE TOOL	HOSE END PREFIX	COLLET PART #	SPACER RING COLOR	FLAT SIDE UP/DWN	NOMINAL CRIMP DIA. (IN.)
H10508		1/2	N/R	08 'U'	T-400-4C	Silver	Up	.940
H10512		3/4	N/R	12 'U'	T-400-5C	Silver	Up	1.232
H10516		1	N/R	16 'U'	T-400-6C	Silver	Up	1.522
H11404		1/4	N/R	04 'S'	T-400-2C	Green	Up	.520
		1/4	N/R	04 'U'	T-400-2C	Green	Up	.520
H11406		3/8	N/R	06 'S'	T-400-3C	Green	Up	.695
		3/8	N/R	06 'U'	T-400-3C	Green	Up	.695
H11408		1/2	N/R	08 'S'	T-400-4C	Black	DN	.860
		1/2	N/R	08 'U'	T-400-4C	Green	Up	.830
H11504		1/4	N/R	04 'U'	T-400-2C	Black	Up	.610
H11506		3/8	N/R	06 'U'	T-400-3C	Black	Up	.788
H11508		1/2	N/R	08 'U'	T-400-4C	Silver	Up	.940
H11512		3/4	N/R	12 'U'	T-400-5C	Silver	Up	1.225
H11516		1	N/R	16 'U'	T-400-6C	Silver	Up	1.522
H11520		1-1/4	N/R	20 'U'	T-400-12	Silver	Up	1.862
H14504		1/4	N/R	04 'M'	T-400-109C	Yellow	Up	.630
		1/4	N/R	04 'S'	T-400-2C	Green	Up	.520
		1/4	N/R	04 'U'	T-400-2C	Green	Up	.520
		1/4	N/R	04 'W'	T-400-40C	BK/Tan	UP	.678
H14506		3/8	N/R	06 'M'	T-400-110C	Yellow	Up	.765
		3/8	N/R	06 'S'	T-400-3C	Green	Up	.695
		3/8	N/R	06 'U'	T-400-3C	Green	Up	.695
		3/8	N/R	06 'W'	T-400-41C	Green	UP	.775
H14508		1/2	N/R	08 'M'	T-400-111C	Yellow	Up	.935
		1/2	N/R	08 'S'	T-400-4C	Yellow	DN	.870
		1/2	N/R	08 'U'	T-400-4C	Yellow	DN	.870
		1/2	N/R	08 'W'	T-400-42C	Black	DN	.976
H14510		5/8	N/R	10 'M'	T-420 30C	Orange	Up	1.085
		5/8	N/R	10 'U'	T-400-64C	Yellow	Up	1.010
		5/8	N/R	10 'W'	T-420-85C	N/R	N/R	1.149
		5/8	N/R	10 'W'	T-400-43C**	Black/Yellow	Up	1.149
H14512		3/4	N/R	12 'S'	T-400-5C	Yellow	DN	1.160
		3/4	N/R	12 'U'	T-400-5C	Yellow	DN	1.160
		3/4	N/R	12 'W'	T-420-86C	Black/Orange	Up	1.293
		3/4	N/R	12 'W'	T-400-44C**	BK/SV	Up	1.293
H14516		1	N/R	16 'S'	T-400-6C	Yellow	DN	1.445
		1	N/R	43016 'U'	T-420-6CN	Orange	Up	1.655
		1	N/R	16 'W'	T-420-87C	BK/WH	UP	1.587
H14604		1/4	N/R	04 'U'	T-400-2C	Green	Up	.520
H14606		3/8	N/R	06 'U'	T-400-3C	Green	Up	.695

** Collet sits into two base halves, part number T-400BH.

Hose End and Tool Selector Chart

T-420

HOSE TYPE	HOSE NAME	HOSE I.D. (IN.)	SKIVE TOOL	HOSE END PREFIX	COLLET PART #	SPACER RING COLOR	FLAT SIDE UP/DWN	NOMINAL CRIMP DIA. (IN.)
H14608		1/2	N/R	08 'U'	T-400-4C	Green	Up	.830
H16604		3/16	N/R	06904 'E'	T-400-54C	Yellow	Up	.525
H16605		1/4	N/R	06905 'E'	T-400-55C	Black	Up	.585
H16606		5/16	N/R	06906 'E'	T-400-56C	Black	Up	.680
H16608		13/32	N/R	06908 'E'	T-400-57C	Yellow	Up	.765
H16610		1/2	N/R	06910 'E'	T-400-58C	Black	Up	.910
H16612		5/8	N/R	06912 'E'	T-400-59C	Silver	Up	1.080
H16616		7/8	N/R	06916 'E'	T-400-60C	Black	Up	1.275
H16620		1-1/8	N/R	06920 'E'	T-400-61C	Yellow	Up	1.520
H16904		3/16	N/R	06904 'E'	T-400-54C	Yellow	Up	.525
H16905		1/4	N/R	06905 'E'	T-400-55C	Black	Up	.585
H16906		5/16	N/R	06906 'E'	T-400-56C	Black	Up	.680
H16908		13/32	N/R	06908 'E'	T-400-57C	Yellow	Up	.765
H16910		1/2	N/R	06910 'E'	T-400-58C	Black	Up	.910
H16912		5/8	N/R	06912 'E'	T-400-59C	Silver	Up	1.080
H16916		7/8	N/R	06916 'E'	T-400-60C	Black	Up	1.275
H16920		1-1/8	N/R	06920 'E'	T-400-61C	Yellow	Up	1.520
H16924		1-3/8	N/R	06924 'E'	T-400-70	Black	Up	1.730
H19004		1/4	N/R	04 'W'	T-400-40C	Black	DN	.664
H19006		3/8	N/R	06 'W'	T-400-41C	Black	DN	.820
H19008		1/2	N/R	08 'W'	T-400-42C	Black	DN	.976
H19010		5/8	N/R	10 'W'	T-400-43C**	N/R	N/R	1.132
		5/8	N/R	10 'W'	T-420-85C	BK/WH	UP	1.132
H19012		3/4	N/R	12 'W'	T-400-44C**	N/R	N/R	1.260
		3/4	N/R	12 'W'	T-420-86C	BK/BU	UP	1.260
H19016		1	N/R	16 'W'	T-420-87C	BK/WH	UP	1.587
H20904		1/4	N/R	04 'E'	T-400-31C	Black	DN	.455
H20905		5/16	N/R	05 'E'	T-400-32C	Black	DN	.555
H20906		3/8	N/R	06 'E'	T-400-33C	Black	DN	.615
H20908		1/2	N/R	08 'E'	T-400-34C	Black	DN	.765
H22904		3/16	N/R	06904 'E'	T-400-54C	Yellow	Up	.525
		3/16	N/R	22904 'P'	T-400-80C	Yellow	Up	.505
H22906		5/16	N/R	06906 'E'	T-400-56C	Black	Up	.680
		5/16	N/R	22906 'P'	T-400-81C	Black	DN	.650
H22908		13/32	N/R	06908 'E'	T-400-57C	Yellow	Up	.765
		13/32	N/R	22908 'P'	T-400-82C	Black	DN	.775
H22910		1/2	N/R	06910 'E'	T-400-58C	Black	Up	.910
		1/2	N/R	22910 'P'	T-400-83C	Black	DN	.875
H22912		5/8	N/R	06912 'E'	T-400-59C	Silver	Up	1.080

** Collet sits into two base halves, part number T-400BH.

Hose End and Tool Selector Chart

T-420

HOSE TYPE	HOSE NAME	HOSE I.D. (IN.)	SKIVE TOOL	HOSE END PREFIX	COLLET PART #	SPACER RING COLOR	FLAT SIDE UP/DWN	NOMINAL CRIMP DIA. (IN.)
H22916		7/8	N/R	06916 'E'	T-400-60C	Black	Up	1.275
H23904		3/16	N/R	229 'P'	T-400-80C	Black	DN	.480
H23906		5/16	N/R	229 'P'	T-400-81C	Black	DN	.650
H23908		13/32	N/R	229 'P'	T-400-82C	Black	DN	.775
H23910		1/2	N/R	229 'P'	T-400-83C	Black	DN	.875
H24303		3/16	N/R	03 'E'	T-400-113C	Tan	Up	.355
H24304		1/4	N/R	04 'E'	T-400-31C	Green	Up	.405
H24305		5/16	N/R	05 'E'	T-400-32C	Red	Up	.475
H24306		3/8	N/R	06 'E'	T-400-33C	Red	Up	.545
H24308		1/2	N/R	08 'E'	T-400-34C	Red	Up	.695
H24312		3/4	N/R	12 'E'	T-400-35C	Red	Up	.978
H24316		1	N/R	16 'E'	T-400-36C	Red	Up	1.225
H24504	HI-R FLEX	1/4	N/R	04 'M'	T-400-109C	Black	Up	.665
		1/4	N/R	04 'S'	T-400-2C	Yellow	DN	.560
		1/4	N/R	04 'U'	T-400-2C	Yellow	DN	.560
		1/4	N/R	04 'W'	T-400-40C	BK/Tan	UP	.678
H24506	HI-R FLEX	3/8	N/R	06 'M'	T-400-110C	Black	Up	.805
		3/8	N/R	06 'S'	T-400-3C	Yellow	DN	.740
		3/8	N/R	06 'U'	T-400-3C	Yellow	DN	.740
		3/8	N/R	06 'W'	T-400-41C	Black	DN	.820
H24508	HI-R FLEX	1/2	N/R	08 'M'	T-400-111C	Yellow	Up	.940
		1/2	N/R	08 'S'	T-400-4C	Yellow	DN	.865
		1/2	N/R	08 'U'	T-400-4C	Yellow	DN	.865
		1/2	N/R	08 'W'	T-400-42C	BK/Tan	UP	.993
H24510	HI-R FLEX	5/8	N/R	10 'M'	T-420-30C	Orange	Up	1.085
		5/8	N/R	10 'U'	T-400-64C	Yellow	Up	1.010
		5/8	N/R	10 'W'	T-400-43C**	N/R	N/R	1.132
		5/8	N/R	10 'W'	T-420-85C	Black/White	Up	1.132
H24512	HI-R FLEX	3/4	N/R	12 'S'	T-400-5C	Yellow	DN	1.160
		3/4	N/R	12 'U'	T-400-5C	Yellow	DN	1.160
		3/4	N/R	43012 'U'	T-410-5CN	Orange	Up	1.365
		3/4	N/R	12 'W'	T-400-44C**	BK/SV	Up	1.293
		3/4	N/R	12 'W'	T-420-86C	Black/Orange	Up	1.293
H24516	HI-R FLEX	1	N/R	16 'S'	T-400-6C	Yellow	Up	1.465
		1	N/R	16 'U'	T-400-6C	Yellow	Up	1.465
		1	N/R	43016 'U'	T-420-6CN	Orange	Up	1.660
		1	N/R	16 'W'	T-420-87C	Black/White	Up	1.587
H24520	HI-R FLEX	1-1/4	N/R	20 'S'	T-400-12	Yellow	DN	1.795
		1-1/4	N/R	20 'U'	T-400-12	Yellow	DN	1.795
		1-1/4	N/R	43020 'U'	T-420-7CN	Orange	Up	1.990

** Collet sits into two base halves, part number T-400BH.

Hose End and Tool Selector Chart

T-420

HOSE TYPE	HOSE NAME	HOSE I.D. (IN.)	SKIIVE TOOL	HOSE END PREFIX	COLLET PART #	SPACER RING COLOR	FLAT SIDE UP/DWN	NOMINAL CRIMP DIA. (IN.)
H26504		1/4	N/R	26504 'P'	T-400-2C	Green	Up	.520
H26506		3/8	N/R	06 'E'	T-400-33C	Black	Up	.660
		3/8	N/R	26506 'P'	T-400-2C	Silver	Up	.640
H26508		1/2	N/R	08 'E'	T-400-34C	Black	Up	.810
H26508		1/2	N/R	26508 'P'	T-400-3C	Black	Up	.788
H26512		3/4	N/R	12 'E'	T-400-35C	Black	Up	1.090
		3/4	N/R	26512 'P'	T-400-64C	Silver	Up	1.070
H26516		1	N/R	16 'E'	T-400-36C	Black	Up	1.340
H27504		1/4	N/R	26504 'P'	T-400-2C	Green	Up	.520
H27506		3/8	N/R	06 'E'	T-400-33C	Black	Up	.660
		3/8	N/R	26506 'P'	T-400-2C	Silver	Up	.640
H27508		1/2	N/R	08 'E'	T-400-34C	Black	Up	.810
		1/2	N/R	26508 'P'	T-400-3C	Black	Up	.788
H27512		3/4	N/R	12 'E'	T-400-35C	Black	Up	1.090
		3/4	N/R	26512 'P'	T-400-64C	Silver	Up	1.070
H27516		1	N/R	16 'E'	T-400-36C	Black	Up	1.340
H27703		3/16	N/R	03 'E'	T-400-113C	Tan	Up	.355
H27704		1/4	N/R	04 'E'	T-400-31C	Green	Up	.405
H27705		5/16	N/R	05 'E'	T-400-32C	Red	Up	.475
H27706		3/8	N/R	06 'E'	T-400-33C	Red	Up	.545
H27708		1/2	N/R	08 'E'	T-400-34C	Red	Up	.695
H27712		3/4	N/R	12 'E'	T-400-35C	Red	Up	.978
H27716		1	N/R	16 'E'	T-400-36C	Red	Up	1.225
H28004		1/4	N/R	04 'W'	T-400-40C	BK/Tan	UP	.678
H28006		3/8	N/R	06 'W'	T-400-41C	Black	DN	.820
H28008		1/2	N/R	08 'W'	T-400-42C	BK/Tan	UP	.992
H28010		5/8	N/R	10 'W'	T-400-43C**	N/R	N/R	1.132
		5/8	N/R	10 'W'	T-420-85C	BK/WH	UP	1.132
H28012		3/4	N/R	12 'W'	T-400-44C**	BK/SV	UP	1.293
		3/4	N/R	12 'W'	T-420-86C	BK/OR	UP	1.293
H28016		1	N/R	16 'W'	T-420-87C	BK/WH	UP	1.587
H28504		1/4	N/R	04 'E'	T-400-31C	Black	Up	.500
		1/4	N/R	26504 'P'	T-400-2C	Green	Up	.520
H28506		3/8	N/R	06 'E'	T-400-33C	Black	Up	.660
		3/8	N/R	26506 'P'	T-400-2C	Silver	Up	.640
H28508		1/2	N/R	08 'E'	T-400-34C	Black	Up	.810
		1/2	N/R	26508 'P'	T-400-3C	Black	Up	.788
H28512		3/4	N/R	12 'E'	T-400-35C	Black	Up	1.090
		3/4	N/R	26512 'P'	T-400-64C	Silver	Up	1.070
H28516		1	N/R	16 'E'	T-400-36C	Black	Up	1.340

** Collet sits into two base halves, part number T-400BH.

Hose End and Tool Selector Chart

T-420

HOSE TYPE	HOSE NAME	HOSE I.D. (IN.)	SKIVE TOOL	HOSE END PREFIX	COLLET PART #	SPACER RING COLOR	FLAT SIDE UP/DWN	NOMINAL CRIMP DIA. (IN.)
H29004		1/4	N/R	04 'W'	T-400-40C	Black	UP	.722
H29006		3/8	N/R	06 'W'	T-400-41C	BK/Red	UP	.854
H29008		1/2	N/R	08 'W'	T-400-42C	BK/Red	UP	1.007
H29010		5/8	N/R	10 'W'	T-400-43C**	BK/YW	UP	1.149
H29010		5/8	N/R	10 'W'	T-420-85C	N/R	N/R	1.149
H29012		3/4	N/R	12 'W'	T-400-44C**	N/R	N/R	1.317
		3/4	N/R	12 'W'	T-420-86C	N/R	N/R	1.317
H29016		1	N/R	16 'W'	T-420-87C	N/R	N/R	1.607
H32406		3/8	N/R	06 'U'	T-400-3C	Black	Up	.785
H32504	SUB ZERO	1/4	N/R	04 'U'	T-400-2C	Black	Up	.610
H32506	SUB ZERO	3/8	N/R	06 'U'	T-400-3C	Black	Up	.795
H32508	SUB ZERO	1/2	N/R	08 'U'	T-400-4C	Yellow	Up	.885
H32512	SUB ZERO	3/4	N/R	12 'U'	T-400-5C	Black	Up	1.215
H32516	SUB ZERO	1	N/R	16 'U'	T-400-6C	Silver	Up	1.525
H33503		3/16	N/R	33603 'E'	T-400-120C	Black	Up	.540
H33504		1/4	N/R	33604 'E'	T-400-121C	Black	Up	.667
H33506		3/8	N/R	33606 'E'	T-400-122C	Black	Up	.770
H33508		1/2	N/R	33608 'E'	T-400-123C	Black	Up	.895
H33512		3/4	N/R	33612 'E'	T-420-15C	Black	Up	1.115
H33516		1	N/R	33616 'E'	T-420-16C	Black	Up	1.455
H33603		3/16	N/R	33603 'E'	T-400-120C	Black	Up	.540
H33604		1/4	N/R	33604 'E'	T-400-121C	Black	Up	.667
H33606		3/8	N/R	33606 'E'	T-400-122C	Black	Up	.770
H33608		1/2	N/R	33608 'E'	T-400-123C	Black	Up	.895
H33612		3/4	N/R	33612 'E'	T-420-15C	Black	Up	1.115
H33616		1	N/R	33616 'E'	T-420-16C	Black	Up	1.455
H33806		3/8	N/R	33806 'P'	T-400-102C	Black	DN	.700
H33808		1/2	N/R	33808 'P'	T-400-103C	Black	DN	.795
H34504	Pressure Washer	1/4	N/R	04 'M'	T-400-109C	Yellow	Up	.630
H34506	Pressure Washer	3/8	N/R	06 'M'	T-400-110C	Yellow	Up	.765
H34508	Pressure Washer	1/2	N/R	08 'M'	T-400-111C	Yellow	DN	.915
H35006		3/8	N/R	06 'M'	T-400-110C	Black	Up	.805
		3/8	N/R	06 'U'	T-400-3C	Yellow	DN	.740
H35008		1/2	N/R	08 'M'	T-400-111C	Yellow	Up	.945
		1/2	N/R	08 'U'	T-400-4C	Yellow	DN	.865
H35010		5/8	N/R	10 'M'	T-420-30C	N/R	N/R	1.120
H35012		3/4	N/R	43012 'U'	T-420-5CN	N/R	N/R	1.413

** Collet sits into two base halves, part number T-400BH.

Hose End and Tool Selector Chart

T-420

HOSE TYPE	HOSE NAME	HOSE I.D. (IN.)	SKIVE TOOL	HOSE END PREFIX	COLLET PART #	SPACER RING COLOR	FLAT SIDE UP/DWN	NOMINAL CRIMP DIA. (IN.)
H35016		1	N/R	43016 'U'	T-420-6CN	N/R	N/R	1.705
H36606		5/16	N/R	06906 'E'	T-400-56C	Black	Up	.680
H36608		13/32	N/R	06908 'E'	T-400-57C	Yellow	Up	.765
H40010		5/8	N/R	10 'M'	T-420-30C	N/R	N/R	1.120
H40012		5/8	N/R	10 'W'				1.321
H42504		1/4	N/R	04 'S'	T-400-2C	Black	Up	.610
		1/4	N/R	04 'U'	T-400-2C	Black	Up	.610
		1/4	N/R	04 'W'	T-400-40C	Black	Up	.722
H42506		3/8	N/R	06 'S'	T-400-3C	Black	Up	.795
		3/8	N/R	06 'U'	T-400-3C	Black	Up	.795
		3/8	N/R	06 'W'	T-400-41C	BK/Red	UP	.854
H42508		1/2	N/R	08 'S'	T-400-4C	Black	Up	.920
		1/2	N/R	08 'U'	T-400-4C	Black	Up	.915
		1/2	N/R	08 'W'	T-400-42C	BK/Red	Up	1.007
H42510		5/8	N/R	10 'U'	T-400-64C	Black	Up	1.050
		5/8	N/R	10 'W'	T-400-43C**	BK/YW	Up	1.132
		5/8	N/R	10 'W'	T-420-85C	N/R	N/R	1.132
H42512		3/4	N/R	12 'S'	T-400-5C	Black	Up	1.210
		3/4	N/R	12 'U'	T-400-5C	Black	Up	1.205
		3/4	N/R	43012 'U'	T-420-5CN	N/R	N/R	1.410
		3/4	N/R	12 'W'	T-400-44C**	BK/SV	N/R	1.260
		3/4	N/R	12 'W'	T-420-86C	N/R	N/R	1.260
H42516		1	N/R	16 'S'	T-400-6C	Silver	Up	1.525
		1	N/R	16 'U'	T-400-6C	Silver	Up	1.525
		1	N/R	43016 'U'	T-420-6CN	N/R	N/R	1.707
		1	N/R	16 'W'	T-420-87C	N/R	N/R	1.607
H42520		1-1/4	N/R	20 'S'	T-400-12	Silver	Up	1.885
		1-1/4	N/R	20 'U'	T-400-12	Black	Up	1.850
H42908		13/32	N/R	057 'P'	T-400-102C	Green	Up	0.66
H42910		1/2	N/R	057 'P'	T-400-103C	Green	Up	0.75
H43008		1/2	N/R	43008 'U'	T-420-4CN	N/R	N/R	1.150
H43012		3/4	N/R	43012 'U'	T-420-5CN	N/R	N/R	1.406
H43016		1	N/R	43016 'U'	T-420-6CN	N/R	N/R	1.705
H43020		1-1/4	N/R	43020 'U'	T-420-7CN	N/R	N/R	2.035
H43504		1/4	N/R	04 'E'	T-400-31C	Black	DN	.455
H43505		5/16	N/R	05 'E'	T-400-32C	Black	DN	.555
H43506		3/8	N/R	06 'E'	T-400-33C	Black	DN	.615
H43508		1/2	N/R	08 'E'	T-400-34C	Black	DN	.765
H43512		3/4	N/R	12 'E'	T-400-35C	Black	DN	1.035

** Collet sits into two base halves, part number T-400BH.

Hose End and Tool Selector Chart

T-420

HOSE TYPE	HOSE NAME	HOSE I.D. (IN.)	SKIVE TOOL	HOSE END PREFIX	COLLET PART #	SPACER RING COLOR	FLAT SIDE UP/DWN	NOMINAL CRIMP DIA. (IN.)
H4356		1	N/R	16 'E'	T-400-36C	Black	DN	1.295
H43604		1/4	N/R	04 'E'	T-400-31C	Black	DN	.455
H43605		5/16	N/R	05 'E'	T-400-32C	Black	DN	.555
H43606		3/8	N/R	06 'E'	T-400-33C	Black	DN	.615
H43608		1/2	N/R	08 'E'	T-400-34C	Black	DN	.765
H43612		3/4	N/R	12 'E'	T-400-35C	Black	DN	1.035
H43616		1	N/R	16 'E'	T-400-36C	Black	DN	1.295
H47008		1/2	T-410-50	47008 'E'	T-420-8C	N/R	N/R	.980
H47012		3/4	T-410-52	47012 'E'	T-420-9C	N/R	N/R	1.250
		3/4	T-410-52	57012 'S'	T-420-9C	N/R	N/R	1.250
H47016		1	T-410-53	47016 'E'	T-420-10C	N/R	N/R	1.560
		1	T-410-53	57016 'S'	T-420-10C	N/R	N/R	1.560
H47020		1-1/4	T-410-54	47020 'E'	T-420-11	N/R	N/R	2.025
		1-1/4	T-410-54	57020 'S'	T-420-11	N/R	N/R	2.025
H54504	RhinoHide	1/4	N/R	04 'S'	T-400-2C	Yellow	DN	.560
		1/4	N/R	04 'U'	T-400-2C	Yellow	DN	.560
		1/4	N/R	04 'W'	T-400-40C	Black	DN	.664
H54506	RhinoHide	3/8	N/R	06 'S'	T-400-3C	Green	Up	.695
		3/8	N/R	06 'U'	T-400-3C	Green	Up	.695
		3/8	N/R	06 'W'	T-400-41C	Black	DN	.820
H54508	RhinoHide	1/2	N/R	08 'M'	T-400-111C	Yellow	Up	.940
		1/2	N/R	08 'S'	T-400-4C	Black	DN	.865
		1/2	N/R	08 'U'	T-400-4C	Yellow	DN	.865
		1/2	N/R	08 'W'	T-400-42C	Black/Tan	Up	.992
H54510	RhinoHide	5/8	N/R	10 'U'	T-400-64C	Yellow	Up	1.010
		5/8	N/R	10 'W'	T-400-43C**	N/R	N/R	1.132
		5/8	N/R	10 'W'	T-420-85C	Black/White	Up	1.132
H54512	RhinoHide	3/4	N/R	12 'S'	T-400-5C	Yellow	DN	1.155
		3/4	N/R	12 'U'	T-400-5C	Yellow	DN	1.155
		3/4	N/R	12 'W'	T-400-44C**	Black/Silver	Up	1.293
		3/4	N/R	12 'W'	T-420-86C	Black/Orange	Up	1.293
H54516		1	N/R	43016 'U'	T-420-6CN	N/R	N/R	1.705
		1	N/R	16 'W'	T-420-87C	BK/WH	UP	1.587
H56904		3/16	N/R	06904 'E'	T-400-54C	Yellow	Up	.525
H56905		1/4	N/R	06905 'E'	T-400-55C	Black	Up	.585
H56906		5/16	N/R	06906 'E'	T-400-56C	Black	Up	.680
H56908		13/32	N/R	06908 'E'	T-400-57C	Yellow	Up	.765
H56910		1/2	N/R	06910 'E'	T-400-58C	Black	Up	.910
H56912		5/8	N/R	06912 'E'	T-400-59C	Silver	Up	1.080
H56916		7/8	N/R	06916 'E'	T-400-60C	Black	Up	1.275

** Collet sits into two base halves, part number T-4008H.

Hose End and Tool Selector Chart

T-420

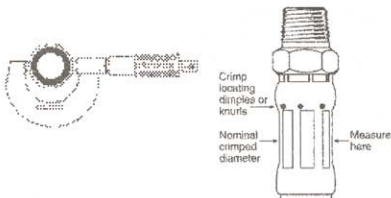
HOSE TYPE	HOSE NAME	HOSE I.D. (IN.)	SKIVE TOOL	HOSE END PREFIX	COLLET PART #	SPACER RING COLOR	FLAT SIDE UP/DWN	NOMINAL CRIMP DIA. (IN.)
H56920		1-1/8	N/R	06920 'E'	T-400-61C	Black	DN	1.485
H75706		5/16	N/R	75706 'E'	T-400-105C	Black	DN	.495
H75708		13/32	N/R	75708 'E'	T-400-106C	Black	DN	.595
H75710		1/2	N/R	75710 'E'	T-400-107C	Black	DN	.695
H75712		5/8	N/R	75712 'E'	T-400-108C	Black	DN	.850

Hose End and Tool Selector Chart

T-480

WARNING Proper Selection of Hose Ends: Selection of the proper end fittings for the hose end application is essential to the proper operation and safe use of the hose and related equipment. Inadequate attention to the selection of the end fittings for your application can result in leaking or the hose ends blowing off the hose, leading to serious bodily injury or property damage. In order to avoid serious bodily injury or property damage resulting from selection of the wrong end fitting, you should carefully review the information in this catalog.

WARNING Coll-O-Crimp Hose, Hose Fittings and Assembly Equipment Compatibility: The Coll-O-Crimp Equipment Package, Coll-O-Crimp End Fittings, and Coll-O-Crimp Hose have been engineered and designed as a complete hose assembly system. Each component of the Coll-O-Crimp hose assembly system is compatible with other Coll-O-Crimp components to which it relates. Component compatibility, along with the use of quality components, insures the production of reliable hose assemblies when assembled properly. The use or intermixing of fittings and hose not specifically engineered and designed for use with each other and Coll-O-Crimp equipment is not rec-



ommended and may result in the production of unsafe or unreliable hose assemblies. This can result in hose assembly leakage, hose separation or other failures which can cause serious bodily injury or property damage from spraying fluids, flying projectiles, or other substances. The Weatherhead warranty is limited to apply only when Coll-O-Crimp end fittings and compatible Coll-O-Crimp hose are used with Coll-O-Crimp assembly equipment. Nominal Crimp Diameter Measurement: Please remove this chart and place near your Coll-O-Crimp equipment for reference. Measuring crimp diameters should be a part of the normal hose assembly procedure.

To insure a proper crimp diameter reading, follow these steps.

1. Measure the diameter in the middle of crimped portion of the hose end.
2. Place the caliper in a position to allow a measurement across the pressed (flat) portion of the crimp.
3. See crimp diameters on following chart.

Note: In larger sizes, calipers may be used; however, in smaller sizes, and in the 'E' Series thermoplastic hose ends, a point micrometer will provide an accurate reading. Nominal crimp diameters are for Weatherhead hose and end fittings when crimped with Weatherhead Coll-O-Crimp tooling.

T-480

HOSE TYPE	HOSE NAME	HOSE I.D. (IN.)	SKIVE TOOL	HOSE END PREFIX	COLLET PART #	SPACER RING COLOR	FLAT SIDE UP/DWN	NOMINAL CRIMP DIA. (IN.)
H00905		5/16	N/R	05 'E'	T-400-32C	Black	Up	.585
H00906		3/8	N/R	06 'E'	T-400-33C	Black	Up	.655
H00908		1/2	N/R	08 'E'	T-400-34C	Black	Up	.805
H01704		1/4	N/R	04 'U'	T-400-2C	Yellow	Up	.580
H01706		3/8	N/R	06 'U'	T-400-3C	Black	Up	.785
H01708		1/2	N/R	08 'U'	T-400-4C	Silver	Up	.940
H01712		3/4	N/R	12 'U'	T-400-5C	Silver	Up	1.235
H01716		1	N/R	16 'U'	T-400-6C	Silver	Up	1.525
H01720		1-1/4	N/R	20 'U'	T-400-12	Black	DN	1.785
H03912		3/4	N/R	12 'S'	T-400-5C	Silver	Up	1.230
		3/4	N/R	12 'U'	T-400-5C	Silver	Up	1.230
H03916		1	N/R	16 'S'	T-400-6C	Silver	Up	1.520
		1	N/R	16 'U'	T-400-6C	Silver	Up	1.520
H03920		1-1/4	N/R	20 'S'	T-400-12	Black	DN	1.790
		1-1/4	N/R	20 'U'	T-400-12	Black	DN	1.790
H05904		3/16	N/R	06904 'E'	T-400-54C	Yellow	Up	.525
		3/16	N/R	22904 'P'	T-400-80C	Black	DN	.480

Hose End and Tool Selector Chart

T-480

HOSE TYPE	HOSE NAME	HOSE I.D. (IN.)	SKIVE TOOL	HOSE END PREFIX	COLLET PART #	SPACER RING COLOR	FLAT SIDE UP/DWN	NOMINAL CRIMP DIA. (IN.)
H05905		1/4	N/R	06905 'E'	T-400-55C	Black	Up	.585
H05906		5/16	N/R	06906 'E'	T-400-56C	Black	Up	.680
		5/16	N/R	22906 'P'	T-400-81C	Black	DN	.650
H05908		13/32	N/R	06908 'E'	T-400-57C	Yellow	Up	.765
		13/32	N/R	22908 'P'	T-400-82C	Black	DN	.775
H05910		1/2	N/R	06910 'E'	T-400-58C	Black	Up	.910
		1/2	N/R	22910 'P'	T-400-83C	Black	DN	.875
H05912		5/8	N/R	06912 'E'	T-400-59C	Silver	Up	1.080
H05916		7/8	N/R	06916 'E'	T-400-60C	Black	Up	1.275
H06904		3/16	N/R	06904 'E'	T-400-54C	Yellow	Up	.525
H06905		1/4	N/R	06905 'E'	T-400-55C	Black	Up	.585
H06906		5/16	N/R	06906 'E'	T-400-56C	Black	Up	.680
H06908		13/32	N/R	06908 'E'	T-400-57C	Yellow	Up	.765
H06910		1/2	N/R	06910 'E'	T-400-58C	Black	Up	.910
H06912		5/8	N/R	06912 'E'	T-400-59C	Silver	Up	1.080
H06916		7/8	N/R	06916 'E'	T-400-60C	Black	Up	1.275
H06920		1-1/8	N/R	06920 'E'	T-400-61C	Yellow	Up	1.520
H06924		1-3/8	N/R	06924 'E'	T-400-70	Black	Up	1.730
H10404		1/4	N/R	04 'S'	T-400-2C	Black	DN	.561
		1/4	N/R	04 'U'	T-400-2C	Black	DN	.560
		1/4	N/R	04 'W'	T-400-40C	Black	DN	.664
H10406		3/8	N/R	06 'S'	T-400-3C	Black	DN	.740
		3/8	N/R	06 'U'	T-400-3C	Black	DN	.740
		3/8	N/R	06 'W'	T-400-41C	Black	DN	.825
H10408		1/2	N/R	08 'S'	T-400-4C	Black	DN	.863
		1/2	N/R	08 'U'	T-400-4C	Black	DN	.870
		1/2	N/R	08 'W'	T-400-42C	Black	DN	.976
H10410		5/8	N/R	10 'U'	T-400-64C	Black	DN	1.000
		5/8	N/R	10 'W'	T-400-43C**	N/R	N/R	1.132
		5/8	N/R	10 'W'	T-420-85C	Black/White	Up	1.149
H10412		3/4	N/R	12 'S'	T-400-5C	Yellow	Up	1.177
		3/4	N/R	12 'U'	T-400-5C	Black	DN	1.160
		3/4	N/R	12 'W'	T-400-44C**	N/R	N/R	1.260
		3/4	N/R	12 'W'	T-420-86C	Black/Blue	Up	1.260
H10416		1	N/R	16 'S'	T-400-6C	Yellow	Up	1.465
		1	N/R	16 'U'	T-400-6C	Black	DN	1.450
		1	N/R	16 'W'	T-420-87C	Black/White	Up	1.587
H10420		1-1/4	N/R	20 'S'	T-400-12	Black	DN	1.790
		1-1/4	N/R	20 'U'	T-400-12	Black	DN	1.785
H10504		1/4	N/R	04 'U'	T-400-2C	Black	Up	.610
H10506		3/8	N/R	06 'U'	T-400-3C	Black	Up	.788
H10508		1/2	N/R	08 'U'	T-400-4C	Silver	Up	.940

** Collet sits into two base halves, part number T-400BH.

Hose End and Tool Selector Chart

T-480

HOSE TYPE	HOSE NAME	HOSE I.D. (IN.)	SKIVE TOOL	HOSE END PREFIX	COLLET PART #	SPACER RING COLOR	FLAT SIDE UP/DWN	NOMINAL CRIMP DIA. (IN.)
H10512		3/4	N/R	12 'U'	T-400-5C	Silver	Up	1.232
H10516		1	N/R	16 'U'	T-400-6C	Silver	Up	1.522
H11404		1/4	N/R	04 'S'	T-400-2C	Green	Up	.520
		1/4	N/R	04 'U'	T-400-2C	Green	Up	.520
H11406		3/8	N/R	06 'S'	T-400-3C	Green	Up	.695
		3/8	N/R	06 'U'	T-400-3C	Green	Up	.695
H11408		1/2	N/R	08 'S'	T-400-4C	Black	DN	.860
		1/2	N/R	08 'U'	T-400-4C	Green	Up	.830
H11504		1/4	N/R	04 'U'	T-400-2C	Black	Up	.610
H11506		3/8	N/R	06 'U'	T-400-3C	Black	Up	.788
H11508		1/2	N/R	08 'U'	T-400-4C	Silver	Up	.940
H11512		3/4	N/R	12 'U'	T-400-5C	Silver	Up	1.225
H11516		1	N/R	16 'U'	T-400-6C	Silver	Up	1.522
H11520		1-1/4	N/R	20 'U'	T-400-12	Silver	Up	1.862
H14504		1/4	N/R	04 'M'	T-400-109C	Yellow	Up	.630
		1/4	N/R	04 'S'	T-400-2C	Green	Up	.520
		1/4	N/R	04 'U'	T-400-2C	Green	Up	.520
		1/4	N/R	04 'W'	T-400-40C	BK/Tan	UP	.678
H14506		3/8	N/R	06 'M'	T-400-110C	Yellow	Up	.765
		3/8	N/R	06 'S'	T-400-3C	Green	Up	.695
		3/8	N/R	06 'U'	T-400-3C	Green	Up	.695
		3/8	N/R	06 'W'	T-400-41C	Green	UP	.775
H14508		1/2	N/R	08 'M'	T-400-111C	Yellow	Up	.935
		1/2	N/R	08 'S'	T-400-4C	Yellow	DN	.870
		1/2	N/R	08 'U'	T-400-4C	Yellow	DN	.870
		1/2	N/R	08 'W'	T-400-42C	Black	DN	.976
H14510		5/8	N/R	10 'M'	T-420-30C	Orange	Up	1.085
		5/8	N/R	10 'U'	T-400-64C	Yellow	Up	1.010
		5/8	N/R	10 'W'	T-400-43C**	Black/Yellow	Up	1.149
		5/8	N/R	10 'W'	T-420-85C	Blue	Up	1.149
H14512		3/4	N/R	10 'W'	T-400-44C**	BK/SV	UP	1.293
		3/4	N/R	12 'S'	T-400-5C	Yellow	DN	1.160
		3/4	N/R	12 'U'	T-400-5C	Yellow	DN	1.160
		3/4	N/R	12 'W'	T-420-86C	Black/Orange	Up	1.293
H14516		1	N/R	16 'S'	T-400-6C	Yellow	DN	1.445
		1	N/R	43016 'U'	T-420-6CN	Orange	Up	1.655
		1	N/R	16 'W'	T-420-87C	BK/WH	UP	1.587
H14604		1/4	N/R	04 'U'	T-400-2C	Green	Up	.520
H14606		3/8	N/R	06 'U'	T-400-3C	Green	Up	.695
H14608		1/2	N/R	08 'U'	T-400-4C	Green	Up	.830
H16604		3/16	N/R	06904 'E'	T-400-54C	Yellow	Up	.525

** Collet sits into two base halves, part number T-400BH.

Hose End and Tool Selector Chart

T-480

HOSE TYPE	HOSE NAME	HOSE I.D. (IN.)	SKIIVE TOOL	HOSE END PREFIX	COLLET PART #	SPACER RING COLOR	FLAT SIDE UP/DWN	NOMINAL CRIMP DIA. (IN.)
H16605		1/4	N/R	06905 'E'	T-400-55C	Black	Up	.585
H16606		5/16	N/R	06906 'E'	T-400-56C	Black	Up	.680
H16608		13/32	N/R	06908 'E'	T-400-57C	Yellow	Up	.765
H16610		1/2	N/R	06910 'E'	T-400-58C	Black	Up	.910
H16612		5/8	N/R	06912 'E'	T-400-59C	Silver	Up	1.080
H16616		7/8	N/R	06916 'E'	T-400-60C	Black	Up	1.275
H16620		1-1/8	N/R	06920 'E'	T-400-61C	Yellow	Up	1.520
H16904		3/16	N/R	06904 'E'	T-400-54C	Yellow	Up	.525
H16905		1/4	N/R	06905 'E'	T-400-55C	Black	Up	.585
H16906		5/16	N/R	06906 'E'	T-400-56C	Black	Up	.680
H16908		13/32	N/R	06908 'E'	T-400-57C	Yellow	Up	.765
H16910		1/2	N/R	06910 'E'	T-400-58C	Black	Up	.910
H16912		5/8	N/R	06912 'E'	T-400-59C	Silver	Up	1.080
H16916		7/8	N/R	06916 'E'	T-400-60C	Black	Up	1.275
H16920		1-1/8	N/R	06920 'E'	T-400-61C	Yellow	Up	1.520
H16924		1-3/8	N/R	06924 'E'	T-400-70	Black	Up	1.730
H19004		1/4	N/R	04 'W'	T-400-40C	Black	DN	.664
H19006		3/8	N/R	06 'W'	T-400-41C	Black	DN	.820
H19008		1/2	N/R	08 'W'	T-400-42C	Black	DN	.976
H19010		5/8	N/R	10 'W'	T-400-43C**	N/R	N/R	1.132
		5/8	N/R	10 'W'	T-420-85C	BK/WH	UP	1.132
H19012		3/4	N/R	12 'W'	T-400-44C**	N/R	N/R	1.260
		3/4	N/R	12 'W'	T-420-86C	BK/BU	UP	1.260
H19016		1	N/R	16 'W'	T-420-87C	BK/WH	UP	1.587
H20904		1/4	N/R	04 'E'	T-400-31C	Black	DN	.455
H20905		5/16	N/R	05 'E'	T-400-32C	Black	DN	.555
H20906		3/8	N/R	06 'E'	T-400-33C	Black	DN	.615
H20908		1/2	N/R	08 'E'	T-400-34C	Black	DN	.765
H22904		3/16	N/R	06904 'E'	T-400-54C	Yellow	Up	.525
		3/16	N/R	22904 'P'	T-400-80C	Yellow	Up	.505
H22906		5/16	N/R	06906 'E'	T-400-56C	Black	Up	.680
		5/16	N/R	22906 'P'	T-400-81C	Black	DN	.650
H22908		13/32	N/R	06908 'E'	T-400-57C	Yellow	Up	.765
		13/32	N/R	22908 'P'	T-400-82C	Black	DN	.775
H22910		1/2	N/R	06910 'E'	T-400-58C	Black	Up	.910
		1/2	N/R	22910 'P'	T-400-83C	Black	DN	.875
H22912		5/8	N/R	06912 'E'	T-400-59C	Silver	Up	1.080
H22916		7/8	N/R	06916 'E'	T-400-60C	Black	Up	1.275
H23904		3/16	N/R	229 'P'	T-400-80C	Black	DN	.480

** Collet sits into two base halves, part number T-400BH.

Hose End and Tool Selector Chart

T-480

HOSE TYPE	HOSE NAME	HOSE I.D. (IN.)	SKIVE TOOL	HOSE END PREFIX	COLLET PART #	SPACER RING COLOR	FLAT SIDE UP/DWN	NOMINAL CRIMP DIA. (IN.)
H23906		5/16	N/R	229 'P'	T-400-81C	Black	DN	.650
H23908		13/32	N/R	229 'P'	T-400-82C	Black	DN	.775
H23910		1/2	N/R	229 'P'	T-400-83C	Black	DN	.875
H24303		3/16	N/R	03 'E'	T-400-113C	Tan	Up	.355
H24304		1/4	N/R	04 'E'	T-400-31C	Green	Up	.405
H24305		5/16	N/R	05 'E'	T-400-32C	Red	Up	.475
H24306		3/8	N/R	06 'E'	T-400-33C	Red	Up	.545
H24308		1/2	N/R	08 'E'	T-400-34C	Red	Up	.695
H24312		3/4	N/R	12 'E'	T-400-35C	Red	Up	.978
H24316		1	N/R	16 'E'	T-400-36C	Red	Up	1.225
H24504	HI-R FLEX	1/4	N/R	04 'M'	T-400-109C	Black	Up	.665
		1/4	N/R	04 'S'	T-400-2C	Yellow	DN	.560
		1/4	N/R	04 'U'	T-400-2C	Yellow	DN	.560
		1/4	N/R	04 'W'	T-400-40C	BK/Tan	UP	.678
H24506	HI-R FLEX	3/8	N/R	06 'M'	T-400-110C	Black	Up	.805
		3/8	N/R	06 'S'	T-400-3C	Yellow	DN	.740
		3/8	N/R	06 'U'	T-400-3C	Yellow	DN	.740
		3/8	N/R	06 'W'	T-400-41C	Black	DN	.820
H24508	HI-R FLEX	1/2	N/R	08 'M'	T-400-111C	Yellow	Up	.940
		1/2	N/R	08 'S'	T-400-4C	Yellow	DN	.865
		1/2	N/R	08 'U'	T-400-4C	Yellow	DN	.865
		1/2	N/R	08 'W'	T-400-42C	BK/Tan	UP	.993
H24510	HI-R FLEX	5/8	N/R	10 'M'	T-420-30C	Orange	Up	1.085
		5/8	N/R	10 'U'	T-400-64C	Yellow	Up	1.010
		5/8	N/R	10 'W'	T-400-43C**	N/R	N/R	1.132
		5/8	N/R	10 'W'	T-420-85C	Black/White	Up	1.132
H24512	HI-R FLEX	3/4	N/R	12 'S'	T-400-5C	Yellow	DN	1.160
		3/4	N/R	12 'U'	T-400-5C	Yellow	DN	1.160
		3/4	N/R	43012 'U'	T-410-5CN	Orange	Up	1.365
		3/4	N/R	12 'W'	T-400-44C**	BK/SV	Up	1.293
		3/4	N/R	12 'W'	T-420-86C	Black/Orange	Up	1.293
H24516	HI-R FLEX	1	N/R	16 'S'	T-400-6C	Yellow	Up	1.465
		1	N/R	16 'U'	T-400-6C	Yellow	Up	1.465
		1	N/R	43016 'U'	T-420-6CN	Orange	Up	1.660
		1	N/R	16 'W'	T-420-87C	Black/White	Up	1.587
H24520	HI-R FLEX	1-1/4	N/R	20 'S'	T-400-12	Yellow	DN	1.795
		1-1/4	N/R	20 'U'	T-400-12	Yellow	DN	1.795
		1-1/4	N/R	43020 'U'	T-420-7CN	Orange	Up	1.990
H26504		1/4	N/R	26504 'P'	T-400-2C	Green	Up	.520
H26506		3/8	N/R	06 'E'	T-400-33C	Black	Up	.660
		3/8	N/R	26506 'P'	T-400-2C	Silver	Up	.640

** Collet sits into two base halves, part number T-400BH.

Hose End and Tool Selector Chart

T-480

HOSE TYPE	HOSE NAME	HOSE I.D. (IN.)	SKIVE TOOL	HOSE END PREFIX	COLLET PART #	SPACER RING COLOR	FLAT SIDE UP/DWN	NOMINAL CRIMP DIA. (IN.)
H26508		1/2	N/R	08 'E'	T-400-34C	Black	Up	.810
H26508		1/2	N/R	26508 'P'	T-400-3C	Black	Up	.788
H26512		3/4	N/R	12 'E'	T-400-35C	Black	Up	1.090
		3/4	N/R	26512 'P'	T-400-64C	Silver	Up	1.070
H26516		1	N/R	16 'E'	T-400-36C	Black	Up	1.340
H27504		1/4	N/R	26504 'P'	T-400-2C	Green	Up	.520
H27506		3/8	N/R	06 'E'	T-400-33C	Black	Up	.660
		3/8	N/R	26506 'P'	T-400-2C	Silver	Up	.640
H27508		1/2	N/R	08 'E'	T-400-34C	Black	Up	.810
		1/2	N/R	26508 'P'	T-400-3C	Black	Up	.788
H27512		3/4	N/R	12 'E'	T-400-35C	Black	Up	1.090
		3/4	N/R	26512 'P'	T-400-64C	Silver	Up	1.070
H27516		1	N/R	16 'E'	T-400-36C	Black	Up	1.340
H27703		3/16	N/R	03 'E'	T-400-113C	Tan	Up	.355
H27704		1/4	N/R	04 'E'	T-400-31C	Green	Up	.405
H27705		5/16	N/R	05 'E'	T-400-32C	Red	Up	.475
H27706		3/8	N/R	06 'E'	T-400-33C	Red	Up	.545
H27708		1/2	N/R	08 'E'	T-400-34C	Red	Up	.695
H27712		3/4	N/R	12 'E'	T-400-35C	Red	Up	.978
H27716		1	N/R	16 'E'	T-400-36C	Red	Up	1.225
H28004		1/4	N/R	04 'W'	T-400-40C	BK/Tan	UP	.678
H28006		3/8	N/R	06 'W'	T-400-41C	Black	DN	.820
H28008		1/2	N/R	08 'W'	T-400-42C	BK/Tan	UP	.992
H28010		5/8	N/R	10 'W'	T-400-43C**	N/R	N/R	1.132
		5/8	N/R	10 'W'	T-420-85C	BK/WH	UP	1.132
H28012		3/4	N/R	12 'W'	T-400-44C**	BK/SV	Up	1.293
		3/4	N/R	12 'W'	T-420-86C	BK/DR	UP	1.293
H28016		1	N/R	16 'W'	T-420-87C	BK/WH	UP	1.587
H28504		1/4	N/R	04 'E'	T-400-31C	Black	Up	.500
		1/4	N/R	26504 'P'	T-400-2C	Green	Up	.520
H28506		3/8	N/R	06 'E'	T-400-33C	Black	Up	.660
		3/8	N/R	26506 'P'	T-400-2C	Silver	Up	.640
H28508		1/2	N/R	08 'E'	T-400-34C	Black	Up	.810
		1/2	N/R	26508 'P'	T-400-3C	Black	Up	.788
H28512		3/4	N/R	12 'E'	T-400-35C	Black	Up	1.090
		3/4	N/R	26512 'P'	T-400-64C	Silver	Up	1.070
H28516		1	N/R	16 'E'	T-400-36C	Black	Up	1.340
H29004		1/4	N/R	04 'W'	T-400-40C	Black	UP	.722
H29006		3/8	N/R	06 'W'	T-400-41C	BK/Red	UP	.854

** Collet sits into two base halves, part number T-400BH.

Hose End and Tool Selector Chart

T-480

HOSE TYPE	HOSE NAME	HOSE I.D. (IN.)	SKIVE TOOL	HOSE END PREFIX	COLLET PART #	SPACER RING COLOR	FLAT SIDE UP/DWN	NOMINAL CRIMP DIA. (IN.)
H29008		1/2	N/R	08 'W'	T-400-42C	BK/Red	UP	1.007
H29010		5/8	N/R	10 'W'	T-400-43C**	BK/YW	Up	1.149
		5/8	N/R	10 'W'	T-420-85C	Blue	UP	1.149
H29012		3/4	N/R	12 'W'	T-400-44C**	N/R	N/R	1.317
		3/4	N/R	12 'W'	T-420-86C	Blue	UP	1.317
H29016		1	N/R	16 'W'	T-420-87C	Blue	UP	1.607
H32406		3/8	N/R	06 'U'	T-400-3C	Black	Up	.785
H32504	SUB ZERO	1/4	N/R	04 'U'	T-400-2C	Black	Up	.610
H32506	SUB ZERO	3/8	N/R	06 'U'	T-400-3C	Black	Up	.795
H32508	SUB ZERO	1/2	N/R	08 'U'	T-400-4C	Yellow	Up	.885
H32512	SUB ZERO	3/4	N/R	12 'U'	T-400-5C	Black	Up	1.215
H32516	SUB ZERO	1	N/R	16 'U'	T-400-6C	Silver	Up	1.525
H33503		3/16	N/R	33603 'E'	T-400-120C	Black	Up	.540
H33504		1/4	N/R	33604 'E'	T-400-121C	Black	Up	.667
H33506		3/8	N/R	33606 'E'	T-400-122C	Black	Up	.770
H33508		1/2	N/R	33608 'E'	T-400-123C	Black	Up	.895
H33512		3/4	N/R	33612 'E'	T-420-15C	Black	Up	1.115
H33516		1	N/R	33616 'E'	T-420-16C	Black	Up	1.455
H33603		3/16	N/R	33603 'E'	T-400-120C	Black	Up	.540
H33604		1/4	N/R	33604 'E'	T-400-121C	Black	Up	.667
H33606		3/8	N/R	33606 'E'	T-400-122C	Black	Up	.770
H33608		1/2	N/R	33608 'E'	T-400-123C	Black	Up	.895
H33612		3/4	N/R	33612 'E'	T-420-15C	Black	Up	1.115
H33616		1	N/R	33616 'E'	T-420-16C	Black	Up	1.455
H33806		3/8	N/R	33806 'P'	T-400-102C	Black	DN	.700
H33808		1/2	N/R	33808 'P'	T-400-103C	Black	DN	.795
H34504	Pressure Washer	1/4	N/R	04 'M'	T-400-109C	Yellow	Up	.630
H34506	Pressure Washer	3/8	N/R	06 'M'	T-400-110C	Yellow	Up	.765
H34508	Pressure Washer	1/2	N/R	08 'M'	T-400-111C	Yellow	DN	.915
H35006		3/8	N/R	06 'M'	T-400-110C	Black	Up	.805
		3/8	N/R	06 'U'	T-400-3C	Yellow	DN	.740
H35008		1/2	N/R	08 'M'	T-400-111C	Yellow	Up	.945
		1/2	N/R	08 'U'	T-400-4C	Yellow	DN	.865
H35010		5/8	N/R	10 'M'	T-420-30C	Blue	Up	1.120
H35012		3/4	N/R	43012 'U'	T-420-5CN	Blue	Up	1.413
H35016		1	N/R	43016 'U'	T-420-6CN	Blue	Up	1.705

** Collet sits into two base halves, part number T-400BH.

Hose End and Tool Selector Chart

T-480

HOSE TYPE	HOSE NAME	HOSE I.D. (IN.)	SKIVE TOOL	HOSE END PREFIX	COLLET PART #	SPACER RING COLOR	FLAT SIDE UP/DWN	NOMINAL CRIMP DIA. (IN.)
H36606		5/16	N/R	06906 'E'	T-400-56C	Black	Up	.680
H36608		13/32	N/R	06908 'E'	T-400-57C	Yellow	Up	.765
H40010		5/8	N/R	10 'M'	T-420-30C	Blue	Up	1.120
H40012		5/8	N/R	10 'W'				1.321
H42504		1/4	N/R	04 'S'	T-400-2C	Black	Up	.610
		1/4	N/R	04 'U'	T-400-2C	Black	Up	.610
		1/4	N/R	04 'W'	T-400-40C	Black	UP	.722
H42506		3/8	N/R	06 'S'	T-400-3C	Black	Up	.795
		3/8	N/R	06 'U'	T-400-3C	Black	Up	.795
		3/8	N/R	06 'W'	T-400-41C	BK/Red	UP	.854
H42508		1/2	N/R	08 'S'	T-400-4C	Black	Up	.920
		1/2	N/R	08 'U'	T-400-4C	Black	Up	.915
		1/2	N/R	08 'W'	T-400-42C	BK/Red	UP	1.007
H42510		5/8	N/R	10 'U'	T-400-64C	Black	Up	1.050
		5/8	N/R	10 'W'	T-400-43C**	BK/YW	Up	1.132
		5/8	N/R	10 'W'	T-420-85C	Blue	Up	1.132
H42512		3/4	N/R	12 'S'	T-400-5C	Black	Up	1.210
		3/4	N/R	12 'U'	T-400-5C	Black	Up	1.205
		3/4	N/R	43012 'U'	T-420-5CN	Blue	Up	1.410
		3/4	N/R	12 'W'	T-400-44C**	BK/SV	Up	1.260
		3/4	N/R	12 'W'	T-420-86C	Blue	Up	1.260
H42516		1	N/R	16 'S'	T-400-6C	Silver	Up	1.525
		1	N/R	16 'U'	T-400-6C	Silver	Up	1.525
		1	N/R	43016 'U'	T-420-6CN	Blue	Up	1.707
		1	N/R	16 'W'	T-420-87C	Blue	Up	1.607
H42520		1-1/4	N/R	20 'S'	T-400-12	Silver	Up	1.885
		1-1/4	N/R	20 'U'	T-400-12	Black	Up	1.850
H42908		13/32	N/R	057 'P'	T-400-102C	Green	Up	0.66
H42910		1/2	N/R	057 'P'	T-400-103C	Green	Up	0.75
H43008		1/2	N/R	43008 'U'	T-420-4CN	Blue	Up	1.150
H43012		3/4	N/R	43012 'U'	T-420-5CN	Blue	Up	1.406
H43016		1	N/R	43016 'U'	T-420-6CN	Blue	Up	1.705
H43020		1-1/4	N/R	43020 'U'	T-420-7CN	Blue	Up	2.035
H43504		1/4	N/R	04 'E'	T-400-31C	Black	DN	.455
H43505		5/16	N/R	05 'E'	T-400-32C	Black	DN	.555
H43506		3/8	N/R	06 'E'	T-400-33C	Black	DN	.615
H43508		1/2	N/R	08 'E'	T-400-34C	Black	DN	.765
H43512		3/4	N/R	12 'E'	T-400-35C	Black	DN	1.035
H43516		1	N/R	16 'E'	T-400-36C	Black	DN	1.295

** Collet sits into two base halves, part number T-400BH.

Hose End and Tool Selector Chart

T-480

HOSE TYPE	HOSE NAME	HOSE I.D. (IN.)	SKIVE TOOL	HOSE END PREFIX	COLLET PART #	SPACER RING COLOR	FLAT SIDE UP/DWN	NOMINAL CRIMP DIA. (IN.)
H43604		1/4	N/R	04 'E'	T-400-31C	Black	DN	.455
H43605		5/16	N/R	05 'E'	T-400-32C	Black	DN	.555
H43606		3/8	N/R	06 'E'	T-400-33C	Black	DN	.615
H43608		1/2	N/R	08 'E'	T-400-34C	Black	DN	.765
H43612		3/4	N/R	12 'E'	T-400-35C	Black	DN	1.035
H43616		1	N/R	16 'E'	T-400-36C	Black	DN	1.295
H47008		1/2	T-410-50	47008 'E'	T-420-8C	Blue	Up	.980
H47012		3/4	T-410-52	47012 'E'	T-420-9C	Blue	Up	1.250
		3/4	T-410-52	57012 'S'	T-420-9C	Blue	Up	1.250
H47016		1	T-410-53	47016 'E'	T-420-10C	Blue	Up	1.560
		1	T-410-53	57016 'S'	T-420-10C	Blue	Up	1.560
H47020		1-1/4	T-410-54	47020 'E'	T-420-11	Blue	Up	2.025
		1-1/4	T-410-54	57020 'S'	T-420-11	Blue	Up	2.025
H54504	RhinoHide	1/4	N/R	04 'S'	T-400-2C	Yellow	DN	.560
		1/4	N/R	04 'U'	T-400-2C	Yellow	DN	.560
		1/4	N/R	04 'W'	T-400-40C	Black	DN	.664
H54506	RhinoHide	3/8	N/R	06 'S'	T-400-3C	Green	Up	.695
		3/8	N/R	06 'U'	T-400-3C	Green	Up	.695
		3/8	N/R	06 'W'	T-400-41C	Black	DN	.820
H54508	RhinoHide	1/2	N/R	08 'M'	T-400-111C	Yellow	Up	.940
		1/2	N/R	08 'S'	T-400-4C	Black	DN	.865
		1/2	N/R	08 'U'	T-400-4C	Yellow	DN	.865
		1/2	N/R	08 'W'	T-400-42C	Black/Tan	Up	.992
H54510	RhinoHide	5/8	N/R	10 'U'	T-400-64C	Yellow	Up	1.010
		5/8	N/R	10 'W'	T-400-43C**	N/R	N/R	1.132
		5/8	N/R	10 'W'	T-420-85C	Black/White	Up	1.132
H54512	RhinoHide	3/4	N/R	12 'S'	T-400-5C	Yellow	DN	1.155
		3/4	N/R	12 'U'	T-400-5C	Yellow	DN	1.155
		3/4	N/R	12 'W'	T-400-44C**	Black/Silver	Up	1.293
		3/4	N/R	12 'W'	T-420-86C	Black/Orange	Up	1.293
H54516		1	N/R	43016 'U'	T-420-6CN	N/R	N/R	1.705
		1	N/R	16 'W'	T-420-87C	BK/WH	UP	1.587
H56904		3/16	N/R	06904 'E'	T-400-54C	Yellow	Up	.525
H56905		1/4	N/R	06905 'E'	T-400-55C	Black	Up	.585
H56906		5/16	N/R	06906 'E'	T-400-56C	Black	Up	.680
H56908		13/32	N/R	06908 'E'	T-400-57C	Yellow	Up	.765
H56910		1/2	N/R	06910 'E'	T-400-58C	Black	Up	.910
H56912		5/8	N/R	06912 'E'	T-400-59C	Silver	Up	1.080
H56916		7/8	N/R	06916 'E'	T-400-60C	Black	Up	1.275
H56920		1-1/8	N/R	06920 'E'	T-400-61C	Black	DN	1.485

** Collet sits into two base halves, part number T-400BH.

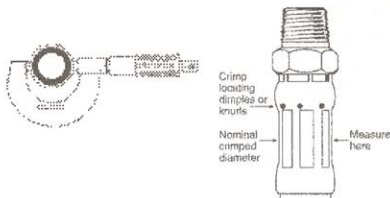
Hose End and Tool Selector Chart

T-480

HOSE TYPE	HOSE NAME	HOSE I.D. (IN.)	SKIVE TOOL	HOSE END PREFIX	COLLET PART #	SPACER RING COLOR	FLAT SIDE UP/DWN	NOMINAL CRIMP DIA. (IN.)
H75706		5/16	N/R	75706 'E'	T-400-105C	Black	DN	.495
H75708		13/32	N/R	75708 'E'	T-400-106C	Black	DN	.595
H75710		1/2	N/R	75710 'E'	T-400-107C	Black	DN	.695
H75712		5/8	N/R	75712 'E'	T-400-108C	Black	DN	.850

Hose End and Tool Selector Chart

T-410



WARNING Proper Selection of Hose Ends: Selection of the proper end fittings for the hose end application is essential to the proper operation and safe use of the hose and related equipment. Inadequate attention to the selection of the end fittings for your application can result in leaking or the hose ends blowing off the hose, leading to serious bodily injury or property damage. In order to avoid serious bodily injury or property damage resulting from selection of the wrong end fitting, you should carefully review the information in this catalog.

WARNING Coll-O-Crimp Hose, Hose Fittings and Assembly Equipment Compatibility: The Coll-O-Crimp Equipment Package, Coll-O-Crimp End Fittings, and Coll-O-Crimp Hose have been engineered and designed as a complete hose assembly system. Each component of the Coll-O-Crimp hose assembly system is compatible with other Coll-O-Crimp components to which it relates. Component compatibility, along with the use of quality components, insures the production of reliable hose assemblies when assembled properly. The use or intermixing of fittings and hose not specifically engineered and designed for use with each other and Coll-O-Crimp equipment is not rec-

ommended and may result in the production of unsafe or unreliable hose assemblies. This can result in hose assembly leakage, hose separation or other failures which can cause serious bodily injury or property damage from spraying fluids, flying projectiles, or other substances. The Weatherhead warranty is limited to apply only when Coll-O-Crimp end fittings and compatible Coll-O-Crimp hose are used with Coll-O-Crimp assembly equipment. Nominal Crimp Diameter Measurement: Please remove this chart and place near your Coll-O-Crimp equipment for reference. Measuring crimp diameters should be a part of the normal hose assembly procedure.

To insure a proper crimp diameter reading, follow these steps.

1. Measure the diameter in the middle of crimped portion of the hose end.
2. Place the caliper in a position to allow a measurement across the pressed (flat) portion of the crimp.
3. See crimp diameters on following chart.

Note: In larger sizes, calipers may be used; however, in smaller sizes, and in the 'E' Series thermoplastic hose ends, a point micrometer will provide an accurate reading. Nominal crimp diameters are for Weatherhead hose and end fittings when crimped with Weatherhead Coll-O-Crimp tooling.

T-410

HOSE TYPE	HOSE NAME	HOSE I.D. (IN.)	SKIVE TOOL	HOSE END PREFIX	COLLET PART #	SPACER RING COLOR	FLAT SIDE UP/DWN	NOMINAL CRIMP DIA. (IN.)
H00905		5/16	N/R	05 'E'	T-400-32C	Black	Up	.585
H00906		3/8	N/R	06 'E'	T-400-33C	Black	Up	.655
H00908		1/2	N/R	08 'E'	T-400-34C	Black	Up	.805
H01704		1/4	N/R	04 'U'	T-400-2C	Yellow	Up	.580
H01706		3/8	N/R	06 'U'	T-400-3C	Black	Up	.785
H01708		1/2	N/R	08 'U'	T-400-4C	Silver	Up	.940
H01712		3/4	N/R	12 'U'	T-400-5C	Silver	Up	1.235
H01716		1	N/R	16 'U'	T-400-6C	Silver	Up	1.525
H01720		1-1/4	N/R	20 'U'	T-400-12	Black	DN	1.785
H03912		3/4	N/R	12 'S'	T-400-5C	Silver	Up	1.230
		3/4	N/R	12 'U'	T-400-5C	Silver	Up	1.230
H03916		1	N/R	16 'S'	T-400-6C	Silver	Up	1.520
		1	N/R	16 'U'	T-400-6C	Silver	Up	1.520
H03920		1-1/4	N/R	20 'S'	T-400-12	Black	DN	1.790
		1-1/4	N/R	20 'U'	T-400-12	Black	DN	1.790
H03924		1-1/2	N/R	43024 'U'	T-410-8N	N/R	N/R	2.285
H03932		2	N/R	43032 'U'	T-410-9N	N/R	N/R	2.895

Hose End and Tool Selector Chart

T-410

HOSE TYPE	HOSE NAME	HOSE I.D. (IN.)	SKIVE TOOL	HOSE END PREFIX	COLLET PART #	SPACER RING COLOR	FLAT SIDE UP/DWN	NOMINAL CRIMP DIA. (IN.)
H05904		3/16	N/R	06904 'E'	T-400-54C	Yellow	Up	.525
		3/16	N/R	22904 'P'	T-400-80C	Black	DN	.480
H05905		1/4	N/R	06905 'E'	T-400-55C	Black	Up	.585
H05906		5/16	N/R	06906 'E'	T-400-56C	Black	Up	.680
		5/16	N/R	22906 'P'	T-400-81C	Black	DN	.650
H05908		13/32	N/R	06908 'E'	T-400-57C	Yellow	Up	.765
		13/32	N/R	22908 'P'	T-400-82C	Black	DN	.775
H05910		1/2	N/R	06910 'E'	T-400-58C	Black	Up	.910
		1/2	N/R	22910 'P'	T-400-83C	Black	DN	.875
H05912		5/8	N/R	06912 'E'	T-400-59C	Silver	Up	1.080
H05916		7/8	N/R	06916 'E'	T-400-60C	Black	Up	1.275
H06904		3/16	N/R	06904 'E'	T-400-54C	Yellow	Up	.525
H06905		1/4	N/R	06905 'E'	T-400-55C	Black	Up	.585
H06906		5/16	N/R	06906 'E'	T-400-56C	Black	Up	.680
H06908		13/32	N/R	06908 'E'	T-400-57C	Yellow	Up	.765
H06910		1/2	N/R	06910 'E'	T-400-58C	Black	Up	.910
H06912		5/8	N/R	06912 'E'	T-400-59C	Silver	Up	1.080
H06916		7/8	N/R	06916 'E'	T-400-60C	Black	Up	1.275
H06920		1-1/8	N/R	06920 'E'	T-400-61C	Yellow	Up	1.520
H06924		1-3/8	N/R	06924 'E'	T-400-70	Black	Up	1.730
H06932		1-13/16	N/R	06932 'E'	T-410-71C	N/R	N/R	2.202
H10404		1/4	N/R	04 'S'	T-400-2C	Black	DN	.561
		1/4	N/R	04 'U'	T-400-2C	Black	DN	.560
		1/4	N/R	04 'W'	T-400-40C	Black	DN	.664
H10406		3/8	N/R	06 'S'	T-400-3C	Black	DN	.740
		3/8	N/R	06 'U'	T-400-3C	Black	DN	.740
		3/8	N/R	06 'W'	T-400-41C	Black	DN	.825
H10408		1/2	N/R	08 'S'	T-400-4C	Black	DN	.863
		1/2	N/R	08 'U'	T-400-4C	Black	DN	.870
		1/2	N/R	08 'W'	T-400-42C	Black	DN	.976
H10410		5/8	N/R	10 'U'	T-400-64C	Black	DN	1.000
		5/8	N/R	10 'W'	T-400-43C**	N/R	N/R	1.132
		5/8	N/R	10 'W'	T-440-85C	Black/White	Up	1.132
H10412		3/4	N/R	12 'S'	T-400-5C	Yellow	Up	1.177
		3/4	N/R	12 'U'	T-400-5C	Black	DN	1.160
		3/4	N/R	12 'W'	T-400-44C**	N/R	N/R	1.260
		3/4	N/R	12 'W'	T-44086C	Black/Blue	Up	1.260
H10416		1	N/R	16 'S'	T-400-6C	Yellow	Up	1.465
		1	N/R	16 'U'	T-400-6C	Black	DN	1.450
		1	N/R	16 'W'	T-440-87C	Black/White	Up	1.587
H10420		1-1/4	N/R	20 'S'	T-400-12	Black	DN	1.790
		1-1/4	N/R	20 'U'	T-400-12	Black	DN	1.785

** Collet sits into two base halves, part number T-400BH.

Hose End and Tool Selector Chart

T-410

HOSE TYPE	HOSE NAME	HOSE I.D. (IN.)	SKIVE TOOL	HOSE END PREFIX	COLLET PART #	SPACER RING COLOR	FLAT SIDE UP/DWN	NOMINAL CRIMP DIA. (IN.)
H10504		1/4	N/R	04 'U'	T-400-2C	Black	Up	.610
H10506		3/8	N/R	06 'U'	T-400-3C	Black	Up	.788
H10508		1/2	N/R	08 'U'	T-400-4C	Silver	Up	.940
H10512		3/4	N/R	12 'U'	T-400-5C	Silver	Up	1.232
H10516		1	N/R	16 'U'	T-400-6C	Silver	Up	1.522
H11404		1/4	N/R	04 'S'	T-400-2C	Green	Up	.520
		1/4	N/R	04 'U'	T-400-2C	Green	Up	.520
H11406		3/8	N/R	06 'S'	T-400-3C	Green	Up	.695
		3/8	N/R	06 'U'	T-400-3C	Green	Up	.695
H11408		1/2	N/R	08 'S'	T-400-4C	Black	DN	.860
		1/2	N/R	08 'U'	T-400-4C	Green	Up	.830
H11504		1/4	N/R	04 'U'	T-400-2C	Black	Up	.610
H11506		3/8	N/R	06 'U'	T-400-3C	Black	Up	.788
H11508		1/2	N/R	08 'U'	T-400-4C	Silver	Up	.940
H11512		3/4	N/R	12 'U'	T-400-5C	Silver	Up	1.225
H11516		1	N/R	16 'U'	T-400-6C	Silver	Up	1.522
H11520		1-1/4	N/R	20 'U'	T-400-12	Silver	Up	1.862
H14504		1/4	N/R	04 'M'	T-400-109C	Yellow	Up	.630
		1/4	N/R	04 'S'	T-400-2C	Green	Up	.520
		1/4	N/R	04 'U'	T-400-2C	Green	Up	.520
		1/4	N/R	04 'W'	T-400-40C	BK/Tan	UP	.678
H14506		3/8	N/R	06 'M'	T-400-110C	Yellow	Up	.765
		3/8	N/R	06 'S'	T-400-3C	Green	Up	.695
		3/8	N/R	06 'U'	T-400-3C	Green	Up	.695
		3/8	N/R	06 'W'	T-400-41C	Green	UP	.775
H14508		1/2	N/R	08 'M'	T-400-111C	Yellow	Up	.935
		1/2	N/R	08 'S'	T-400-4C	Yellow	DN	.870
		1/2	N/R	08 'U'	T-400-4C	Yellow	DN	.870
		1/2	N/R	08 'W'	T-400-42C	Black	DN	.976
H14510		5/8	N/R	10 'M'	T-410-30C	Orange	Up	1.085
		5/8	N/R	10 'U'	T-400-64C	Yellow	Up	1.010
		5/8	N/R	10 'W'	T-440-85C	N/R	N/R	1.149
		5/8	N/R	10 'W'	T-400-43C**	Black/Yellow	Up	1.149
H14512		3/4	N/R	12 'S'	T-400-5C	Yellow	DN	1.160
		3/4	N/R	12 'U'	T-400-5C	Yellow	DN	1.160
		3/4	N/R	12 'W'	T-400-44C**	BK/SV	Up	1.293
		3/4	N/R	12 'W'	T-440-86C	Black/Orange	Up	1.293
H14516		1	N/R	16 'S'	T-400-6C	Yellow	DN	1.445
		1	N/R	43016 'U'	T-410-6CN	Orange	Up	1.655
		1	N/R	16 'W'	T-440-87C	BK/WH	UP	1.587

** Collet sits into two base halves, part number T-400BH.

Hose End and Tool Selector Chart

T-410

HOSE TYPE	HOSE NAME	HOSE I.D. (IN.)	SKIVE TOOL	HOSE END PREFIX	COLLET PART #	SPACER RING COLOR	FLAT SIDE UP/DWN	NOMINAL CRIMP DIA. (IN.)
H14604		1/4	N/R	04 'U'	T-400-2C	Green	Up	.520
H14606		3/8	N/R	06 'U'	T-400-3C	Green	Up	.695
H14608		1/2	N/R	08 'U'	T-400-4C	Green	Up	.830
H16604		3/16	N/R	06904 'E'	T-400-54C	Yellow	Up	.525
H16605		1/4	N/R	06905 'E'	T-400-55C	Black	Up	.585
H16606		5/16	N/R	06906 'E'	T-400-56C	Black	Up	.680
H16608		13/32	N/R	06908 'E'	T-400-57C	Yellow	Up	.765
H16610		1/2	N/R	06910 'E'	T-400-58C	Black	Up	.910
H16612		5/8	N/R	06912 'E'	T-400-59C	Silver	Up	1.080
H16616		7/8	N/R	06916 'E'	T-400-60C	Black	Up	1.275
H16620		1-1/8	N/R	06920 'E'	T-400-61C	Yellow	Up	1.520
H16904		3/16	N/R	06904 'E'	T-400-54C	Yellow	Up	.525
H16905		1/4	N/R	06905 'E'	T-400-55C	Black	Up	.585
H16906		5/16	N/R	06906 'E'	T-400-56C	Black	Up	.680
H16908		13/32	N/R	06908 'E'	T-400-57C	Yellow	Up	.765
H16910		1/2	N/R	06910 'E'	T-400-58C	Black	Up	.910
H16912		5/8	N/R	06912 'E'	T-400-59C	Silver	Up	1.080
H16916		7/8	N/R	06916 'E'	T-400-60C	Black	Up	1.275
H16920		1-1/8	N/R	06920 'E'	T-400-61C	Yellow	Up	1.520
H16924		1-3/8	N/R	06924 'E'	T-400-70	Black	Up	1.730
H19004		1/4	N/R	04 'W'	T-400-40C	Black	DN	.664
H19006		3/8	N/R	06 'W'	T-400-41C	Black	DN	.820
H19008		1/2	N/R	08 'W'	T-400-42C	Black	DN	.976
H19010		5/8	N/R	10 'W'	T-400-43C**	N/R	N/R	1.132
		5/8	N/R	10 'W'	T-440-85C	BK/WH	UP	1.132
H19012		3/4	N/R	12 'W'	T-400-44C**	N/R	N/R	1.260
		3/4	N/R	12 'W'	T-440-86C	BK/BU	UP	1.260
H19016		1	N/R	16 'W'	T-440-87C	Black/White	Up	1.587
H20904		1/4	N/R	04 'E'	T-400-31C	Black	DN	.455
H20905		5/16	N/R	05 'E'	T-400-32C	Black	DN	.555
H20906		3/8	N/R	06 'E'	T-400-33C	Black	DN	.615
H20908		1/2	N/R	08 'E'	T-400-34C	Black	DN	.765
H22904		3/16	N/R	06904 'E'	T-400-54C	Yellow	Up	.525
		3/16	N/R	22904 'P'	T-400-80C	Yellow	Up	.505
H22906		5/16	N/R	06906 'E'	T-400-56C	Black	Up	.680
		5/16	N/R	22906 'P'	T-400-81C	Black	DN	.650
H22908		13/32	N/R	06908 'E'	T-400-57C	Yellow	Up	.765
		13/32	N/R	22908 'P'	T-400-82C	Black	DN	.775
H22910		1/2	N/R	06910 'E'	T-400-58C	Black	Up	.910

** Collet sits into two base halves, part number T-400BH.

Hose End and Tool Selector Chart

T-410

HOSE TYPE	HOSE NAME	HOSE I.D. (IN.)	SKIVE TOOL	HOSE END PREFIX	COLLET PART #	SPACER RING COLOR	FLAT SIDE UP/DWN	NOMINAL CRIMP DIA. (IN.)
H22910		1/2	N/R	22910 'P'	T-400-83C	Black	DN	.875
H22912		5/8	N/R	06912 'E'	T-400-59C	Silver	Up	1.080
H22916		7/8	N/R	06916 'E'	T-400-60C	Black	Up	1.275
H23904		3/16	N/R	229 'P'	T-400-80C	Black	DN	.480
H23906		5/16	N/R	229 'P'	T-400-81C	Black	DN	.650
H23908		13/32	N/R	229 'P'	T-400-82C	Black	DN	.775
H23910		1/2	N/R	229 'P'	T-400-83C	Black	DN	.875
H24303		3/16	N/R	03 'E'	T-400-113C	Tan	Up	.355
H24304		1/4	N/R	04 'E'	T-400-31C	Green	Up	.405
H24305		5/16	N/R	05 'E'	T-400-32C	Red	Up	.475
H24306		3/8	N/R	06 'E'	T-400-33C	Red	Up	.545
H24308		1/2	N/R	08 'E'	T-400-34C	Red	Up	.695
H24312		3/4	N/R	12 'E'	T-400-35C	Red	Up	.978
H24316		1	N/R	16 'E'	T-400-36C	Red	Up	1.225
H24504	HI-R FLEX	1/4	N/R	04 'M'	T-400-109C	Black	Up	.665
		1/4	N/R	04 'S'	T-400-2C	Yellow	DN	.560
		1/4	N/R	04 'U'	T-400-2C	Yellow	DN	.560
		1/4	N/R	04 'W'	T-400-40C	BK/Tan	UP	.678
H24506	HI-R FLEX	3/8	N/R	06 'M'	T-400-110C	Black	Up	.805
		3/8	N/R	06 'S'	T-400-3C	Yellow	DN	.740
		3/8	N/R	06 'U'	T-400-3C	Yellow	DN	.740
		3/8	N/R	06 'W'	T-400-41C	Black	DN	.820
H24508	HI-R FLEX	1/2	N/R	08 'M'	T-400-111C	Yellow	Up	.940
		1/2	N/R	08 'S'	T-400-4C	Yellow	DN	.865
		1/2	N/R	08 'U'	T-400-4C	Yellow	DN	.865
		1/2	N/R	08 'W'	T-400-42C	BK/Tan	UP	.993
H24510	HI-R FLEX	5/8	N/R	10 'U'	T-400-64C	Yellow	Up	1.010
		5/8	N/R	10 'M'	T-410-30C	Orange	Up	1.085
		5/8	N/R	10 'W'	T-400-43C**	N/R	N/R	1.132
		5/8	N/R	10 'W'	T-440-85C	Black/White	Up	1.132
H24512	HI-R FLEX	3/4	N/R	12 'S'	T-400-5C	Yellow	DN	1.160
		3/4	N/R	12 'U'	T-400-5C	Yellow	DN	1.160
		3/4	N/R	43012 'U'	T-410-5CN	Orange	Up	1.365
		3/4	N/R	12 'W'	T-400-44C**	BK/SV	Up	1.293
		3/4	N/R	12 'W'	T-440-86C	Black/Orange	Up	1.293
H24516	HI-R FLEX	1	N/R	16 'S'	T-400-6C	Yellow	Up	1.465
		1	N/R	16 'U'	T-400-6C	Yellow	Up	1.465
		1	N/R	43016 'U'	T410-6CN	Orange	Up	1.660
		1	N/R	16 'W'	T-440-87C	Black/White	Up	1.587
H24520	HI-R FLEX	1-1/4	N/R	20 'S'	T-400-12	Yellow	DN	1.795
H24520	HI-R FLEX	1-1/4	N/R	20 'U'	T-400-12	Yellow	DN	1.795

** Collet sits into two base halves, part number T-400BH.

Hose End and Tool Selector Chart

T-410

HOSE TYPE	HOSE NAME	HOSE I.D. (IN.)	SKIVE TOOL	HOSE END PREFIX	COLLET PART #	SPACER RING COLOR	FLAT SIDE UP/DWN	NOMINAL CRIMP DIA. (IN.)
H24520		1-1/4	N/R	43020 'U'	T-410-7CN	Orange	Up	1.990
		1-1/4	N/R	20 'W'	T-440-87C	Black/White	Up	1.587
H26504		1/4	N/R	26504 'P'	T-400-2C	Green	Up	.520
H26506		3/8	N/R	06 'E'	T-400-33C	Black	Up	.660
		3/8	N/R	26506 'P'	T-400-2C	Silver	Up	.640
H26508		1/2	N/R	08 'E'	T-400-34C	Black	Up	.810
		1/2	N/R	26508 'P'	T-400-3C	Black	Up	.788
H26512		3/4	N/R	12 'E'	T-400-35C	Black	Up	1.090
		3/4	N/R	26512 'P'	T-400-64C	Silver	Up	1.070
H26516		1	N/R	16 'E'	T-400-36C	Black	Up	1.340
H27504		1/4	N/R	26504 'P'	T-400-2C	Green	Up	.520
H27506		3/8	N/R	06 'E'	T-400-33C	Black	Up	.660
		3/8	N/R	26506 'P'	T-400-2C	Silver	Up	.640
H27508		1/2	N/R	08 'E'	T-400-34C	Black	Up	.810
		1/2	N/R	26508 'P'	T-400-3C	Black	Up	.788
H27512		3/4	N/R	12 'E'	T-400-35C	Black	Up	1.090
		3/4	N/R	26512 'P'	T-400-64C	Silver	Up	1.070
H27516		1	N/R	16 'E'	T-400-36C	Black	Up	1.340
H27703		3/16	N/R	03 'E'	T-400-113C	Tan	Up	.355
H27704		1/4	N/R	04 'E'	T-400-31C	Green	Up	.405
H27705		5/16	N/R	05 'E'	T-400-32C	Red	Up	.475
H27706		3/8	N/R	06 'E'	T-400-33C	Red	Up	.545
H27708		1/2	N/R	08 'E'	T-400-34C	Red	Up	.695
H27712		3/4	N/R	12 'E'	T-400-35C	Red	Up	.978
H27716		1	N/R	16 'E'	T-400-36C	Red	Up	1.225
H28004		1/4	N/R	04 'W'	T-400-40C	BK/Tan	UP	.678
H28006		3/8	N/R	06 'W'	T-400-41C	Black	DN	.820
H28008		1/2	N/R	08 'W'	T-400-42C	BK/Tan	UP	.992
H28010		5/8	N/R	10 'W'	T-400-43C**	N/A	N/A	1.132
		5/8	N/R	10 'W'	T-440-85C	Black/White	UP	1.132
H28012		3/4	N/R	12 'W'	T-400-44C**	BK/SV	Up	1.293
		3/4	N/R	12 'W'	T-440-86C	Black/Orange	UP	1.293
H28016		1	N/R	16 'W'	T-440-80R	Black/White	UP	1.587
H28504		1/4	N/R	04 'E'	T-400-31C	Black	Up	.500
		1/4	N/R	26504 'P'	T-400-2C	Green	Up	.520
H28506		3/8	N/R	06 'E'	T-400-33C	Black	Up	.660
		3/8	N/R	26506 'P'	T-400-2C	Silver	Up	.640
H28508		1/2	N/R	08 'E'	T-400-34C	Black	Up	.810
H28508		1/2	N/R	26508 'P'	T-400-3C	Black	Up	.788

** Collet sits into two base halves, part number T-400BH.

Hose End and Tool Selector Chart

T-410

HOSE TYPE	HOSE NAME	HOSE I.D. (IN.)	SKIVE TOOL	HOSE END PREFIX	COLLET PART #	SPACER RING COLOR	FLAT SIDE UP/DWN	NOMINAL CRIMP DIA. (IN.)
H28512		3/4	N/R	12 'E'	T-400-35C	Black	Up	1.090
		3/4	N/R	26512 'P'	T-400-64C	Silver	Up	1.070
H28516		1	N/R	16 'E'	T-400-36C	Black	Up	1.340
H29004		1/4	N/R	04 'W'	T-400-40C	Black	UP	.722
H29006		3/8	N/R	06 'W'	T-400-41C	BK/Red	UP	.854
H29008		1/2	N/R	08 'W'	T-400-42C	BK/Red	UP	1.007
H29010		5/8	N/R	10 'W'	T-400-43C**	BK/YW	Up	1.149
		5/8	N/R	10 'W'	T-440-85C	N/R	N/R	1.149
H29012		3/4	N/R	12 'W'	T-400-44C**	N/R	N/R	1.317
		3/4	N/R	12 'W'	T-440-86C	N/R	N/R	1.317
H29016		1	N/R	16 'W'	T-440-87C	N/R	N/R	1.607
H32406		3/8	N/R	06 'U'	T-400-3C	Black	Up	.785
H32504	SUB ZERO	1/4	N/R	04 'U'	T-400-2C	Black	Up	.610
H32506	SUB ZERO	3/8	N/R	06 'U'	T-400-3C	Black	Up	.795
H32508	SUB ZERO	1/2	N/R	08 'U'	T-400-4C	Yellow	Up	.885
H32512	SUB ZERO	3/4	N/R	12 'U'	T-400-5C	Black	Up	1.215
H32516	SUB ZERO	1	N/R	16 'U'	T-400-6C	Silver	Up	1.525
H33503		3/16	N/R	33603 'E'	T-400-120C	Black	Up	.540
H33504		1/4	N/R	33604 'E'	T-400-121C	Black	Up	.667
H33506		3/8	N/R	33606 'E'	T-400-122C	Black	Up	.770
H33508		1/2	N/R	33608 'E'	T-400-123C	Black	Up	.895
H33603		3/16	N/R	33603 'E'	T-400-120C	Black	Up	.540
H33604		1/4	N/R	33604 'E'	T-400-121C	Black	Up	.667
H33606		3/8	N/R	33606 'E'	T-400-122C	Black	Up	.770
H33608		1/2	N/R	33608 'E'	T-400-123C	Black	Up	.895
H33806		3/8	N/R	33806 'P'	T-400-102C	Black	DN	.700
H33808		1/2	N/R	33808 'P'	T-400-103C	Black	DN	.795
H34504	Pressure Washer	1/4	N/R	04 'M'	T-400-109C	Yellow	Up	.630
H34506	Pressure Washer	3/8	N/R	06 'M'	T-400-110C	Yellow	Up	.765
H34508	Pressure Washer	1/2	N/R	08 'M'	T-400-111C	Yellow	DN	.915
H35006		3/8	N/R	06 'M'	T-400-110C	Black	Up	.805
		3/8	N/R	06 'U'	T-400-3C	Yellow	DN	.740
H35008		1/2	N/R	08 'M'	T-400-111C	Yellow	Up	.945
		1/2	N/R	08 'U'	T-400-4C	Yellow	DN	.865
H35010		5/8	N/R	10 'M'	T-410-30C	N/R	N/R	1.120
H35012		3/4	N/R	43012 'U'	T-410-5CN	N/R	N/R	1.413

** Collet sits into two base halves, part number T-400BH.

Hose End and Tool Selector Chart

T-410

HOSE TYPE	HOSE NAME	HOSE I.D. (IN.)	SKIVE TOOL	HOSE END PREFIX	COLLET PART #	SPACER RING COLOR	FLAT SIDE UP/DWN	NOMINAL CRIMP DIA. (IN.)
H35016		1	N/R	43016 'U'	T-410-6CN	N/R	N/R	1.705
H36606		5/16	N/R	06906 'E'	T-400-56C	Black	Up	.680
H36608		13/32	N/R	06908 'E'	T-400-57C	Yellow	Up	.765
H40010		5/8	N/R	10 'M'	T-410-30C	N/R	N/R	1.120
H40012		3/4	N/R	12 'W'				1.321
H42504		1/4	N/R	04 'S'	T-400-2C	Black	Up	.610
		1/4	N/R	04 'U'	T-400-2C	Black	Up	.610
		1/4	N/R	04 'W'	T-400-40C	Black	UP	.722
H42506		3/8	N/R	06 'S'	T-400-3C	Black	Up	.795
		3/8	N/R	06 'U'	T-400-3C	Black	Up	.795
		3/8	N/R	06 'W'	T-400-41C	BK/Red	UP	.854
H42508		1/2	N/R	08 'S'	T-400-4C	Black	Up	.920
		1/2	N/R	08 'U'	T-400-4C	Black	Up	.915
		1/2	N/R	08 'W'	T-400-42C	BK/Red	UP	1.007
H42510		5/8	N/R	10 'U'	T-400-64C	Black	Up	1.050
		5/8	N/R	10 'W'	T-400-43C**	BK/YW	Up	1.132
		5/8	N/R	10 'W'	T-440-85C	N/R	N/R	1.132
H42512		3/4	N/R	12 'S'	T-400-5C	Black	Up	1.210
		3/4	N/R	12 'U'	T-400-5C	Black	Up	1.205
		3/4	N/R	43012 'U'	T-410-5CN	N/R	N/R	1.410
		3/4	N/R	12 'W'	T-400-44C**	BK/SV	Up	1.260
		3/4	N/R	12 'W'	T-440-86C	N/R	N/R	1.260
H42516		1	N/R	16 'S'	T-400-6C	Silver	Up	1.525
		1	N/R	16 'U'	T-400-6C	Silver	Up	1.525
		1	N/R	43016 'U'	T-410-66CN	N/R	N/R	1.707
		1	N/R	16 'W'	T-440-87C	N/R	N/R	1.607
H42520		1-1/4	N/R	20 'S'	T-400-12	Silver	Up	1.885
		1-1/4	N/R	20 'U'	T-400-12	Black	Up	1.850
		1-1/4	N/R	43020 'U'	T-410-7CN	N/R	N/R	2.035
H42524		1-1/2	N/R	43024 'U'	T-410-8N	N/R	N/R	2.270
H42532		2	N/R	43032 'U'	T-410-9N	N/R	N/R	2.890
H42908		13/32	N/R	057 'P'	T-400-102C	Green	Up	0.66
H42910		1/2	N/R	057 'P'	T-400-103C	Green	Up	0.75
H43008		1/2	N/R	43008 'U'	T-410-4CN	N/R	N/R	1.150
H43012		3/4	N/R	43012 'U'	T-410-5CN	N/R	N/R	1.406
H43016		1	N/R	43016 'U'	T-410-6CN	N/R	N/R	1.705
H43020		1-1/4	N/R	43020 'U'	T-410-7CN	N/R	N/R	2.035
H43024		1-1/2	N/R	43024 'U'	T-410-8N	N/R	N/R	2.285
H43032		2	N/R	43032 'U'	T-410-9N	N/R	N/R	2.895

** Collet sits into two base halves, part number T-400BH.

Hose End and Tool Selector Chart

T-410

HOSE TYPE	HOSE NAME	HOSE I.D. (IN.)	SKIVE TOOL	HOSE END PREFIX	COLLET PART #	SPACER RING COLOR	FLAT SIDE UP/DWN	NOMINAL CRIMP DIA. (IN.)
H43504		1/4	N/R	04 'E'	T-400-31C	Black	DN	.455
H43505		5/16	N/R	05 'E'	T-400-32C	Black	DN	.555
H43506		3/8	N/R	06 'E'	T-400-33C	Black	DN	.615
H43508		1/2	N/R	08 'E'	T-400-34C	Black	DN	.765
H43512		3/4	N/R	12 'E'	T-400-35C	Black	DN	1.035
H43516		1	N/R	16 'E'	T-400-36C	Black	DN	1.295
H43604		1/4	N/R	04 'E'	T-400-31C	Black	DN	.455
H43605		5/16	N/R	05 'E'	T-400-32C	Black	DN	.555
H43606		3/8	N/R	06 'E'	T-400-33C	Black	DN	.615
H43608		1/2	N/R	08 'E'	T-400-34C	Black	DN	.765
H43612		3/4	N/R	12 'E'	T-400-35C	Black	DN	1.035
H43616		1	N/R	16 'E'	T-400-36C	Black	DN	1.295
H47008		1/2	T-410-50	47008 'E'	T-470-8C	N/R	N/R	.980
H47012		3/4	T-410-52	47012 'E'	T-470-12C	N/R	N/R	1.250
		3/4	T-410-52	57012 'S'	T-470-12C	N/R	N/R	1.250
H47016		1	T-410-53	47016 'E'	T-470-16C	N/R	N/R	1.560
		1	T-410-53	57016 'S'	T-470-16C	N/R	N/R	1.560
H47020		1-1/4	T-410-54	47020 'E'	T-470-20	N/R	N/R	2.025
		1-1/4	T-410-54	57020 'S'	T-470-20	N/R	N/R	2.025
H47024		1-1/2	T-410-55	47024 'E'	T-470-24	N/R	N/R	2.365
		1-1/2	T-410-55	57024 'S'	T-470-24	N/R	N/R	2.365
H54504	RhinoHide	1/4	N/R	04 'S'	T-400-2C	Yellow	DN	.560
		1/4	N/R	04 'U'	T-400-2C	Yellow	DN	.560
		1/4	N/R	04 'W'	T-400-40C	Black	DN	.664
H54506	RhinoHide	3/8	N/R	06 'S'	T-400-3C	Green	Up	.695
		3/8	N/R	06 'U'	T-400-3C	Green	Up	.695
		3/8	N/R	06 'W'	T-400-41C	Black	DN	.820
H54508	RhinoHide	1/2	N/R	08 'M'	T-400-111C	Yellow	Up	.940
		1/2	N/R	08 'S'	T-400-4C	Black	DN	.865
		1/2	N/R	08 'U'	T-400-4C	Yellow	DN	.865
		1/2	N/R	08 'W'	T-400-42C	Black/Tan	Up	.992
H54510	RhinoHide	5/8	N/R	10 'U'	T-400-64C	Yellow	Up	1.010
		5/8	N/R	10 'W'	T-400-43C**	N/R	N/R	1.132
		5/8	N/R	10 'W'	T-440-85C	Black/White	Up	1.132
H54512	RhinoHide	3/4	N/R	12 'S'	T-400-5C	Yellow	DN	1.155
		3/4	N/R	12 'U'	T-400-5C	Yellow	DN	1.155
		3/4	N/R	12 'W'	T-400-44C**	BK/SV	Up	1.293
		3/4	N/R	12 'W'	T-440-86C	Black/Orange	Up	1.293
H54516	RhinoHide	1	N/R	43016 'U'	T-410-6CN	N/R	N/R	1.705
H54516		1	N/R	16 'W'	T-440-87C	Black/White	Up	1.587

** Collet sits into two base halves, part number T-400BH.

Hose End and Tool Selector Chart

T-410

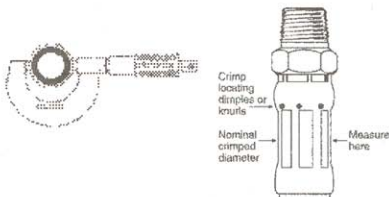
HOSE TYPE	HOSE NAME	HOSE I.D. (IN.)	SKIVE TOOL	HOSE END PREFIX	COLLET PART #	SPACER RING COLOR	FLAT SIDE UP/DWN	NOMINAL CRIMP DIA. (IN.)
H56904		3/16	N/R	06904 'E'	T-400-54C	Yellow	Up	.525
H56905		1/4	N/R	06905 'E'	T-400-55C	Black	Up	.585
H56906		5/16	N/R	06906 'E'	T-400-56C	Black	Up	.680
H56908		13/32	N/R	06908 'E'	T-400-57C	Yellow	Up	.765
H56910		1/2	N/R	06910 'E'	T-400-58C	Black	Up	.910
H56912		5/8	N/R	06912 'E'	T-400-59C	Silver	Up	1.080
H56916		7/8	N/R	06916 'E'	T-400-60C	Black	Up	1.275
H56920		1-1/8	N/R	06920 'E'	T-400-61C	Black	DN	1.485
H75706		5/16	N/R	75706 'E'	T-400-105C	Black	DN	.495
H75708		13/32	N/R	75708 'E'	T-400-106C	Black	DN	.595
H75710		1/2	N/R	75710 'E'	T-400-107C	Black	DN	.695
H75712		5/8	N/R	75712 'E'	T-400-108C	Black	DN	.850

Hose End and Tool Selector Chart

T-440

WARNING Proper Selection of Hose Ends: Selection of the proper end fittings for the hose end application is essential to the proper operation and safe use of the hose and related equipment. Inadequate attention to the selection of the end fittings for your application can result in leaking or the hose ends blowing off the hose, leading to serious bodily injury or property damage. In order to avoid serious bodily injury or property damage resulting from selection of the wrong end fitting, you should carefully review the information in this catalog.

WARNING Coll-O-Crimp Hose, Hose Fittings and Assembly Equipment Compatibility: The Coll-O-Crimp Equipment Package, Coll-O-Crimp End Fittings, and Coll-O-Crimp Hose have been engineered and designed as a complete hose assembly system. Each component of the Coll-O-Crimp hose assembly system is compatible with other Coll-O-Crimp components to which it relates. Component compatibility, along with the use of quality components, insures the production of reliable hose assemblies when assembled properly. The use or intermixing of fittings and hose not specifically engineered and designed for use with each other and Coll-O-Crimp equipment is not rec-



ommended and may result in the production of unsafe or unreliable hose assemblies. This can result in hose assembly leakage, hose separation or other failures which can cause serious bodily injury or property damage from spraying fluids, flying projectiles, or other substances. The Weatherhead warranty is limited to apply only when Coll-O-Crimp end fittings and compatible Coll-O-Crimp hose are used with Coll-O-Crimp assembly equipment. Nominal Crimp Diameter Measurement: Please remove this chart and place near your Coll-O-Crimp equipment for reference. Measuring crimp diameters should be a part of the normal hose assembly procedure.

To insure a proper crimp diameter reading, follow these steps.

1. Measure the diameter in the middle of crimped portion of the hose end.
2. Place the caliper in a position to allow a measurement across the pressed (flat) portion of the crimp.
3. See crimp diameters on following chart.

Note: In larger sizes, calipers may be used; however, in smaller sizes, and in the 'E' Series thermoplastic hose ends, a point micrometer will provide an accurate reading. Nominal crimp diameters are for Weatherhead hose and end fittings when crimped with Weatherhead Coll-O-Crimp tooling.

T-440

HOSE TYPE	HOSE NAME	HOSE I.D. (IN.)	SKIVE TOOL	HOSE END PREFIX	COLLET PART #	SPACER RING COLOR	FLAT SIDE UP/DWN	NOMINAL CRIMP DIA. (IN.)
H00905		5/16	N/R	05 'E'	T-400-32C	Black	Up	.585
H00906		3/8	N/R	06 'E'	T-400-33C	Black	Up	.655
H00908		1/2	N/R	08 'E'	T-400-34C	Black	Up	.805
H01704		1/4	N/R	04 'U'	T-400-2C	Yellow	Up	.580
H01706		3/8	N/R	06 'U'	T-400-3C	Black	Up	.785
H01708		1/2	N/R	08 'U'	T-400-4C	Silver	Up	.940
H01712		3/4	N/R	12 'U'	T-400-5C	Silver	Up	1.235
H01716		1	N/R	16 'U'	T-400-6C	Silver	Up	1.525
H01720		1-1/4	N/R	20 'U'	T-400-12	Black	DN	1.785
H03912		3/4	N/R	12 'S'	T-400-5C	Silver	Up	1.230
		3/4	N/R	12 'U'	T-400-5C	Silver	Up	1.230
H03916		1	N/R	16 'S'	T-400-6C	Silver	Up	1.520
		1	N/R	16 'U'	T-400-6C	Silver	Up	1.520
H03920		1-1/4	N/R	20 'S'	T-400-12	Black	DN	1.790
		1-1/4	N/R	20 'U'	T-400-12	Black	DN	1.790
H03924		1-1/2	N/R	43024 'U'	T-410-8N	N/R	N/R	2.285
H03932		2	N/R	43032 'U'	T-410-9N	N/R	N/R	2.895

Hose End and Tool Selector Chart

T-440

HOSE TYPE	HOSE NAME	HOSE I.D. (IN.)	SKIVE TOOL	HOSE END PREFIX	COLLET PART #	SPACER RING COLOR	FLAT SIDE UP/DWN	NOMINAL CRIMP DIA. (IN.)
H05904		3/16	N/R	06904 'E'	T-400-54C	Yellow	Up	.525
		3/16	N/R	22904 'P'	T-400-80C	Black	DN	.480
H05905		1/4	N/R	06905 'E'	T-400-55C	Black	Up	.585
H05906		5/16	N/R	06906 'E'	T-400-56C	Black	Up	.680
		5/16	N/R	22906 'P'	T-400-81C	Black	DN	.650
H05908		13/32	N/R	06908 'E'	T-400-57C	Yellow	Up	.765
		13/32	N/R	22908 'P'	T-400-82C	Black	DN	.775
H05910		1/2	N/R	06910 'E'	T-400-58C	Black	Up	.910
		1/2	N/R	22910 'P'	T-400-83C	Black	DN	.875
H05912		5/8	N/R	06912 'E'	T-400-59C	Silver	Up	1.080
H05916		7/8	N/R	06916 'E'	T-400-60C	Black	Up	1.275
H06904		3/16	N/R	06904 'E'	T-400-54C	Yellow	Up	.525
H06905		1/4	N/R	06905 'E'	T-400-55C	Black	Up	.585
H06906		5/16	N/R	06906 'E'	T-400-56C	Black	Up	.680
H06908		13/32	N/R	06908 'E'	T-400-57C	Yellow	Up	.765
H06910		1/2	N/R	06910 'E'	T-400-58C	Black	Up	.910
H06912		5/8	N/R	06912 'E'	T-400-59C	Silver	Up	1.080
H06916		7/8	N/R	06916 'E'	T-400-60C	Black	Up	1.275
H06920		1-1/8	N/R	06920 'E'	T-400-61C	Yellow	Up	1.520
H06924		1-3/8	N/R	06924 'E'	T-400-70	Black	Up	1.730
H06932		1-13/16	N/R	06932 'E'	T-410-71C	N/R	N/R	2.202
H10404		1/4	N/R	04 'S'	T-400-2C	Black	DN	.561
		1/4	N/R	04 'U'	T-400-2C	Black	DN	.560
		1/4	N/R	04 'W'	T-400-40C	Black	DN	.664
H10406		3/8	N/R	06 'S'	T-400-3C	Black	DN	.740
		3/8	N/R	06 'U'	T-400-3C	Black	DN	.740
		3/8	N/R	06 'W'	T-400-41C	Black	DN	.825
H10408		1/2	N/R	08 'S'	T-400-4C	Black	DN	.863
		1/2	N/R	08 'U'	T-400-4C	Black	DN	.870
		1/2	N/R	08 'W'	T-400-42C	Black	DN	.976
H10410		5/8	N/R	10 'U'	T-400-64C	Black	DN	1.000
		5/8	N/R	10 'W'	T-400-43C**	N/R	N/R	1.132
		5/8	N/R	10 'W'	T-440-85C	Black/White	Up	1.132
H10412		3/4	N/R	12 'S'	T-400-5C	Yellow	Up	1.177
		3/4	N/R	12 'U'	T-400-5C	Black	DN	1.160
		3/4	N/R	12 'W'	T-400-44C**	N/R	N/R	1.260
		3/4	N/R	12 'W'	T-44086C	Black/Blue	Up	1.260
H10416		1	N/R	16 'S'	T-400-6C	Yellow	Up	1.465
		1	N/R	16 'U'	T-400-6C	Black	DN	1.450
		1	N/R	16 'W'	T-440-87C	Black/White	Up	1.587
H10420		1-1/4	N/R	20 'S'	T-400-12	Black	DN	1.790
		1-1/4	N/R	20 'U'	T-400-12	Black	DN	1.785

** Collet sits into two base halves, part number T-400BH.

Hose End and Tool Selector Chart

T-440

HOSE TYPE	HOSE NAME	HOSE I.D. (IN.)	SKIVE TOOL	HOSE END PREFIX	COLLET PART #	SPACER RING COLOR	FLAT SIDE UP/DWN	NOMINAL CRIMP DIA. (IN.)
H10504		1/4	N/R	04 'U'	T-400-2C	Black	Up	.610
H10506		3/8	N/R	06 'U'	T-400-3C	Black	Up	.788
H10508		1/2	N/R	08 'U'	T-400-4C	Silver	Up	.940
H10512		3/4	N/R	12 'U'	T-400-5C	Silver	Up	1.232
H10516		1	N/R	16 'U'	T-400-6C	Silver	Up	1.522
H11404		1/4	N/R	04 'S'	T-400-2C	Green	Up	.520
		1/4	N/R	04 'U'	T-400-2C	Green	Up	.520
H11406		3/8	N/R	06 'S'	T-400-3C	Green	Up	.695
		3/8	N/R	06 'U'	T-400-3C	Green	Up	.695
H11408		1/2	N/R	08 'S'	T-400-4C	Black	DN	.860
		1/2	N/R	08 'U'	T-400-4C	Green	Up	.830
H11504		1/4	N/R	04 'U'	T-400-2C	Black	Up	.610
H11506		3/8	N/R	06 'U'	T-400-3C	Black	Up	.788
H11508		1/2	N/R	08 'U'	T-400-4C	Silver	Up	.940
H11512		3/4	N/R	12 'U'	T-400-5C	Silver	Up	1.225
H11516		1	N/R	16 'U'	T-400-6C	Silver	Up	1.522
H11520		1-1/4	N/R	20 'U'	T-400-12	Silver	Up	1.862
H14504		1/4	N/R	04 'M'	T-400-109C	Yellow	Up	.630
		1/4	N/R	04 'S'	T-400-2C	Green	Up	.520
		1/4	N/R	04 'U'	T-400-2C	Green	Up	.520
		1/4	N/R	04 'W'	T-400-40C	BK/Tan	UP	.678
H14506		3/8	N/R	06 'M'	T-400-110C	Yellow	Up	.765
		3/8	N/R	06 'S'	T-400-3C	Green	Up	.695
		3/8	N/R	06 'U'	T-400-3C	Green	Up	.695
		3/8	N/R	06 'W'	T-400-41C	Green	UP	.775
H14508		1/2	N/R	08 'M'	T-400-111C	Yellow	Up	.935
		1/2	N/R	08 'S'	T-400-4C	Yellow	DN	.870
		1/2	N/R	08 'U'	T-400-4C	Yellow	DN	.870
		1/2	N/R	08 'W'	T-400-42C	Black	DN	.976
H14510		5/8	N/R	10 'U'	T-400-64C	Yellow	Up	1.010
		5/8	N/R	10 'M'	T-410-30C	Orange	Up	1.085
		5/8	N/R	10 'W'	T-400-43C**	Black/Yellow	Up	1.149
		5/8	N/R	10 'W'	T-440-85C	N/R	N/R	1.149
H14512		3/4	N/R	12 'S'	T-400-5C	Yellow	DN	1.160
		3/4	N/R	12 'U'	T-400-5C	Yellow	DN	1.160
		3/4	N/R	12 'W'	T-400-44C**	BK/SV	Up	1.293
		3/4	N/R	12 'W'	T-440-86C	Black/Orange	Up	1.293
H14516		1	N/R	16 'S'	T-400-6C	Yellow	DN	1.445
		1	N/R	43016 'U'	T-410-6CN	Orange	Up	1.655
		1	N/R	16 'W'	T-440-87C	BK/WH	UP	1.587

** Collet sits into two base halves, part number T-400BH.

Hose End and Tool Selector Chart

T-440

HOSE TYPE	HOSE NAME	HOSE I.D. (IN.)	SKIVE TOOL	HOSE END PREFIX	COLLET PART #	SPACER RING COLOR	FLAT SIDE UP/DWN	NOMINAL CRIMP DIA. (IN.)
H14604		1/4	N/R	04 'U'	T-400-2C	Green	Up	.520
H14606		3/8	N/R	06 'U'	T-400-3C	Green	Up	.695
H14608		1/2	N/R	08 'U'	T-400-4C	Green	Up	.830
H16604		3/16	N/R	06904 'E'	T-400-54C	Yellow	Up	.525
H16605		1/4	N/R	06905 'E'	T-400-55C	Black	Up	.585
H16606		5/16	N/R	06906 'E'	T-400-56C	Black	Up	.680
H16608		13/32	N/R	06908 'E'	T-400-57C	Yellow	Up	.765
H16610		1/2	N/R	06910 'E'	T-400-58C	Black	Up	.910
H16612		5/8	N/R	06912 'E'	T-400-59C	Silver	Up	1.080
H16616		7/8	N/R	06916 'E'	T-400-60C	Black	Up	1.275
H16620		1-1/8	N/R	06920 'E'	T-400-61C	Yellow	Up	1.520
H16904		3/16	N/R	06904 'E'	T-400-54C	Yellow	Up	.525
H16905		1/4	N/R	06905 'E'	T-400-55C	Black	Up	.585
H16906		5/16	N/R	06906 'E'	T-400-56C	Black	Up	.680
H16908		13/32	N/R	06908 'E'	T-400-57C	Yellow	Up	.765
H16910		1/2	N/R	06910 'E'	T-400-58C	Black	Up	.910
H16912		5/8	N/R	06912 'E'	T-400-59C	Silver	Up	1.080
H16916		7/8	N/R	06916 'E'	T-400-60C	Black	Up	1.275
H16920		1-1/8	N/R	06920 'E'	T-400-61C	Yellow	Up	1.520
H16924		1-3/8	N/R	06924 'E'	T-400-70	Black	Up	1.730
H19004		1/4	N/R	04 'W'	T-400-40C	Black	DN	.664
H19006		3/8	N/R	06 'W'	T-400-41C	Black	DN	.820
H19008		1/2	N/R	08 'W'	T-400-42C	Black	DN	.976
H19010		5/8	N/R	10 'W'	T-400-43C**	N/R	N/R	1.132
		5/8	N/R	10 'W'	T-440-85C	BK/WH	UP	1.132
H19012		3/4	N/R	12 'W'	T-400-44C**	N/R	N/R	1.260
		3/4	N/R	12 'W'	T-440-86C	BK/BU	UP	1.260
H19016		1	N/R	16 'W'	T-440-87C	Black/White	Up	1.587
H20904		1/4	N/R	04 'E'	T-400-31C	Black	DN	.455
H20905		5/16	N/R	05 'E'	T-400-32C	Black	DN	.555
H20906		3/8	N/R	06 'E'	T-400-33C	Black	DN	.615
H20908		1/2	N/R	08 'E'	T-400-34C	Black	DN	.765
H22904		3/16	N/R	06904 'E'	T-400-54C	Yellow	Up	.525
		3/16	N/R	22904 'P'	T-400-80C	Yellow	Up	.505
H22906		5/16	N/R	06906 'E'	T-400-56C	Black	Up	.680
		5/16	N/R	22906 'P'	T-400-81C	Black	DN	.650
H22908		13/32	N/R	06908 'E'	T-400-57C	Yellow	Up	.765
		13/32	N/R	22908 'P'	T-400-82C	Black	DN	.775
H22910		1/2	N/R	06910 'E'	T-400-58C	Black	Up	.910

** Collet sits into two base halves, part number T-400BH.

Hose End and Tool Selector Chart

T-440

HOSE TYPE	HOSE NAME	HOSE I.D. (IN.)	SKIVE TOOL	HOSE END PREFIX	COLLET PART #	SPACER RING COLOR	FLAT SIDE UP/DWN	NOMINAL CRIMP DIA. (IN.)
H22910		1/2	N/R	22910 'P'	T-400-83C	Black	DN	.875
H22912		5/8	N/R	06912 'E'	T-400-59C	Silver	Up	1.080
H22916		7/8	N/R	06916 'E'	T-400-60C	Black	Up	1.275
H23904		3/16	N/R	229 'P'	T-400-80C	Black	DN	.480
H23906		5/16	N/R	229 'P'	T-400-81C	Black	DN	.650
H23908		13/32	N/R	229 'P'	T-400-82C	Black	DN	.775
H23910		1/2	N/R	229 'P'	T-400-83C	Black	DN	.875
H24303		3/16	N/R	03 'E'	T-400-113C	Tan	Up	.355
H24304		1/4	N/R	04 'E'	T-400-31C	Green	Up	.405
H24305		5/16	N/R	05 'E'	T-400-32C	Red	Up	.475
H24306		3/8	N/R	06 'E'	T-400-33C	Red	Up	.545
H24308		1/2	N/R	08 'E'	T-400-34C	Red	Up	.695
H24312		3/4	N/R	12 'E'	T-400-35C	Red	Up	.978
H24316		1	N/R	16 'E'	T-400-36C	Red	Up	1.225
H24504	HI-R FLEX	1/4	N/R	04 'M'	T-400-109C	Black	Up	.665
		1/4	N/R	04 'S'	T-400-2C	Yellow	DN	.560
		1/4	N/R	04 'U'	T-400-2C	Yellow	DN	.560
		1/4	N/R	04 'W'	T-400-40C	BK/Tan	UP	.678
H24506	HI-R FLEX	3/8	N/R	06 'M'	T-400-110C	Black	Up	.805
		3/8	N/R	06 'S'	T-400-3C	Yellow	DN	.740
		3/8	N/R	06 'U'	T-400-3C	Yellow	DN	.740
		3/8	N/R	06 'W'	T-400-41C	Black	DN	.820
H24508	HI-R FLEX	1/2	N/R	08 'M'	T-400-111C	Yellow	Up	.940
		1/2	N/R	08 'S'	T-400-4C	Yellow	DN	.865
		1/2	N/R	08 'U'	T-400-4C	Yellow	DN	.865
		1/2	N/R	08 'W'	T-400-42C	BK/Tan	UP	.993
H24510	HI-R FLEX	5/8	N/R	10 'M'	T-410-30C	Orange	Up	1.085
		5/8	N/R	10 'U'	T-400-64C	Yellow	Up	1.010
		5/8	N/R	10 'W'	T-400-43C**	N/R	N/R	1.132
		5/8	N/R	10 'W'	T-440-85C	Black/White	Up	1.132
H24512	HI-R FLEX	3/4	N/R	12 'S'	T-400-5C	Yellow	DN	1.160
		3/4	N/R	12 'U'	T-400-5C	Yellow	DN	1.160
		3/4	N/R	43012 'U'	T-410-5CN	Orange	Up	1.365
		3/4	N/R	12 'W'	T-400-44C**	BK/SV	Up	1.293
		3/4	N/R	12 'W'	T-440-86C	Black/Orange	Up	1.293
H24516	HI-R FLEX	1	N/R	16 'S'	T-400-6C	Yellow	Up	1.465
		1	N/R	16 'U'	T-400-6C	Yellow	Up	1.465
		1	N/R	43016 'U'	T410-6CN	Orange	Up	1.660
		1	N/R	16 'W'	T-440-87C	Black/White	Up	1.587
H24520	HI-R FLEX	1-1/4	N/R	20 'S'	T-400-12	Yellow	DN	1.795
H24520		1-1/4	N/R	20 'U'	T-400-12	Yellow	DN	1.795

** Collet sits into two base halves, part number T-400BH.

Hose End and Tool Selector Chart

T-440

HOSE TYPE	HOSE NAME	HOSE I.D. (IN.)	SKIVE TOOL	HOSE END PREFIX	COLLET PART #	SPACER RING COLOR	FLAT SIDE UP/DWN	NOMINAL CRIMP DIA. (IN.)
H24520		1-1/4	N/R	43020 'U'	T-410-7CN	Orange	Up	1.990
		1-1/4	N/R	20 'W'	T-440-87C	Black/White	Up	1.587
H26504		1/4	N/R	26504 'P'	T-400-2C	Green	Up	.520
H26506		3/8	N/R	06 'E'	T-400-33C	Black	Up	.660
		3/8	N/R	26506 'P'	T-400-2C	Silver	Up	.640
H26508		1/2	N/R	08 'E'	T-400-34C	Black	Up	.810
		1/2	N/R	26508 'P'	T-400-3C	Black	Up	.788
H26512		3/4	N/R	12 'E'	T-400-35C	Black	Up	1.090
		3/4	N/R	26512 'P'	T-400-64C	Silver	Up	1.070
H26516		1	N/R	16 'E'	T-400-36C	Black	Up	1.340
H27504		1/4	N/R	26504 'P'	T-400-2C	Green	Up	.520
H27506		3/8	N/R	06 'E'	T-400-33C	Black	Up	.660
		3/8	N/R	26506 'P'	T-400-2C	Silver	Up	.640
H27508		1/2	N/R	08 'E'	T-400-34C	Black	Up	.810
		1/2	N/R	26508 'P'	T-400-3C	Black	Up	.788
H27512		3/4	N/R	12 'E'	T-400-35C	Black	Up	1.090
		3/4	N/R	26512 'P'	T-400-64C	Silver	Up	1.070
H27516		1	N/R	16 'E'	T-400-36C	Black	Up	1.340
H27703		3/16	N/R	03 'E'	T-400-113C	Tan	Up	.355
H27704		1/4	N/R	04 'E'	T-400-31C	Green	Up	.405
H27705		5/16	N/R	05 'E'	T-400-32C	Red	Up	.475
H27706		3/8	N/R	06 'E'	T-400-33C	Red	Up	.545
H27708		1/2	N/R	08 'E'	T-400-34C	Red	Up	.695
H27712		3/4	N/R	12 'E'	T-400-35C	Red	Up	.978
H27716		1	N/R	16 'E'	T-400-36C	Red	Up	1.225
H28004		1/4	N/R	04 'W'	T-400-40C	BK/Tan	UP	.678
H28006		3/8	N/R	06 'W'	T-400-41C	Black	DN	.820
H28008		1/2	N/R	08 'W'	T-400-42C	BK/Tan	UP	.992
H28010		5/8	N/R	10 'W'	T-400-43C**	N/A	N/A	1.132
		5/8	N/R	10 'W'	T-440-85C	Black/White	UP	1.132
H28012		3/4	N/R	12 'W'	T-400-44C**	BK/SV	Up	1.293
		3/4	N/R	12 'W'	T-440-86C	Black/Orange	UP	1.293
H28016		1	N/R	16 'W'	T-440-80R	Black/White	UP	1.587
H28504		1/4	N/R	04 'E'	T-400-31C	Black	Up	.500
		1/4	N/R	26504 'P'	T-400-2C	Green	Up	.520
H28506		3/8	N/R	06 'E'	T-400-33C	Black	Up	.660
		3/8	N/R	26506 'P'	T-400-2C	Silver	Up	.640
H28508		1/2	N/R	08 'E'	T-400-34C	Black	Up	.810
		1/2	N/R	26508 'P'	T-400-3C	Black	Up	.788

** Collet sits into two base halves, part number T-4008H.

Hose End and Tool Selector Chart

T-440

HOSE TYPE	HOSE NAME	HOSE I.D. (IN.)	SKIVE TOOL	HOSE END PREFIX	COLLET PART #	SPACER RING COLOR	FLAT SIDE UP/DWN	NOMINAL CRIMP DIA. (IN.)
H28512		3/4	N/R	12 'E'	T-400-35C	Black	Up	1.090
		3/4	N/R	26512 'P'	T-400-64C	Silver	Up	1.070
H28516		1	N/R	16 'E'	T-400-36C	Black	Up	1.340
H29004		1/4	N/R	04 'W'	T-400-40C	Black	UP	.722
H29006		3/8	N/R	06 'W'	T-400-41C	BK/Red	UP	.854
H29008		1/2	N/R	08 'W'	T-400-42C	BK/Red	UP	1.007
H29010		5/8	N/R	10 'W'	T-400-43C**	BK/YW	Up	1.149
		5/8	N/R	10 'W'	T-440-85C	N/R	N/R	1.149
H29012		3/4	N/R	12 'W'	T-400-44C**	N/R	N/R	1.317
		3/4	N/R	12 'W'	T-440-86C	N/R	N/R	1.317
H29016		1	N/R	16 'W'	T-440-87C	N/R	N/R	1.607
H32406		3/8	N/R	06 'U'	T-400-3C	Black	Up	.785
H32504	SUB ZERO	1/4	N/R	04 'U'	T-400-2C	Black	Up	.610
H32506	SUB ZERO	3/8	N/R	06 'U'	T-400-3C	Black	Up	.795
H32508	SUB ZERO	1/2	N/R	08 'U'	T-400-4C	Yellow	Up	.885
H32512	SUB ZERO	3/4	N/R	12 'U'	T-400-5C	Black	Up	1.215
H32516	SUB ZERO	1	N/R	16 'U'	T-400-6C	Silver	Up	1.525
H33503		3/16	N/R	33603 'E'	T-400-120C	Black	Up	.540
H33504		1/4	N/R	33604 'E'	T-400-121C	Black	Up	.667
H33506		3/8	N/R	33606 'E'	T-400-122C	Black	Up	.770
H33508		1/2	N/R	33608 'E'	T-400-123C	Black	Up	.895
H33603		3/16	N/R	33603 'E'	T-400-120C	Black	Up	.540
H33604		1/4	N/R	33604 'E'	T-400-121C	Black	Up	.667
H33606		3/8	N/R	33606 'E'	T-400-122C	Black	Up	.770
H33608		1/2	N/R	33608 'E'	T-400-123C	Black	Up	.895
H33806		3/8	N/R	33806 'P'	T-400-102C	Black	DN	.700
H33808		1/2	N/R	33808 'P'	T-400-103C	Black	DN	.795
H34504	Pressure Washer	1/4	N/R	04 'M'	T-400-109C	Yellow	Up	.630
H34506	Pressure Washer	3/8	N/R	06 'M'	T-400-110C	Yellow	Up	.765
H34508	Pressure Washer	1/2	N/R	08 'M'	T-400-111C	Yellow	DN	.915
H35006		3/8	N/R	06 'M'	T-400-110C	Black	Up	.805
		3/8	N/R	06 'U'	T-400-3C	Yellow	DN	.740
H35008		1/2	N/R	08 'M'	T-400-111C	Yellow	Up	.945
		1/2	N/R	08 'U'	T-400-4C	Yellow	DN	.865
H35010		5/8	N/R	10 'M'	T-410-30C	N/R	N/R	1.120
H35012		3/4	N/R	43012 'U'	T-410-5CN	N/R	N/R	1.413

** Collet sits into two base halves, part number T-400BH.

Hose End and Tool Selector Chart

T-440

HOSE TYPE	HOSE NAME	HOSE I.D. (IN.)	SKIVE TOOL	HOSE END PREFIX	COLLET PART #	SPACER RING COLOR	FLAT SIDE UP/DWN	NOMINAL CRIMP DIA. (IN.)
H35016		1	N/R	43016 'U'	T-410-6CN	N/R	N/R	1.705
H36606		5/16	N/R	06906 'E'	T-400-56C	Black	Up	.680
H36608		13/32	N/R	06908 'E'	T-400-57C	Yellow	Up	.765
H40010		5/8	N/R	10 'M'	T-410-30C	N/R	N/R	1.120
H40012		3/4	N/R	12 'W'				1.321
H42504		1/4	N/R	04 'S'	T-400-2C	Black	Up	.610
		1/4	N/R	04 'U'	T-400-2C	Black	Up	.610
		1/4	N/R	04 'W'	T-400-40C	Black	UP	.722
H42506		3/8	N/R	06 'S'	T-400-3C	Black	Up	.795
		3/8	N/R	06 'U'	T-400-3C	Black	Up	.795
		3/8	N/R	06 'W'	T-400-41C	BK/Red	UP	.854
H42508		1/2	N/R	08 'S'	T-400-4C	Black	Up	.920
		1/2	N/R	08 'U'	T-400-4C	Black	Up	.915
		1/2	N/R	08 'W'	T-400-42C	BK/Red	UP	1.007
H42510		5/8	N/R	10 'U'	T-400-64C	Black	Up	1.050
		5/8	N/R	10 'W'	T-400-43C**	BK/YW	Up	1.132
		5/8	N/R	10 'W'	T-440-85C	N/R	N/R	1.132
H42512		3/4	N/R	12 'S'	T-400-5C	Black	Up	1.210
		3/4	N/R	12 'U'	T-400-5C	Black	Up	1.205
		3/4	N/R	43012 'U'	T-410-5CN	N/R	N/R	1.410
		3/4	N/R	12 'W'	T-400-44C**	BK/SV	Up	1.260
		3/4	N/R	12 'W'	T-440-86C	N/R	N/R	1.260
H42516		1	N/R	16 'S'	T-400-6C	Silver	Up	1.525
		1	N/R	16 'U'	T-400-6C	Silver	Up	1.525
		1	N/R	43016 'U'	T-410-66CN	N/R	N/R	1.707
		1	N/R	16 'W'	T-440-87C	N/R	N/R	1.607
H42520		1-1/4	N/R	20 'S'	T-400-12	Silver	Up	1.885
		1-1/4	N/R	20 'U'	T-400-12	Black	Up	1.850
		1-1/4	N/R	43020 'U'	T-410-7CN	N/R	N/R	2.035
H42524		1-1/2	N/R	43024 'U'	T-410-8N	N/R	N/R	2.270
H42532		2	N/R	43032 'U'	T-410-9N	N/R	N/R	2.890
H42908		13/32	N/R	057'P'	T-400-102C	Green	Up	0.66
H42910		1/2	N/R	057'P'	T-400-103C	Green	Up	0.75
H43008		1/2	N/R	43008 'U'	T-410-4CN	N/R	N/R	1.150
H43012		3/4	N/R	43012 'U'	T-410-5CN	N/R	N/R	1.406
H43016		1	N/R	43016 'U'	T-410-6CN	N/R	N/R	1.705
H43020		1-1/4	N/R	43020 'U'	T-410-7CN	N/R	N/R	2.035
H43024		1-1/2	N/R	43024 'U'	T-410-8N	N/R	N/R	2.285
H43032		2	N/R	43032 'U'	T-410-9N	N/R	N/R	2.895

** Collet sits into two base halves, part number T-400BH.

Hose End and Tool Selector Chart

T-440

HOSE TYPE	HOSE NAME	HOSE I.D. (IN.)	SKIVE TOOL	HOSE END PREFIX	COLLET PART #	SPACER RING COLOR	FLAT SIDE UP/DWN	NOMINAL CRIMP DIA. (IN.)
H43504		1/4	N/R	04 'E'	T-400-31C	Black	DN	.455
H43505		5/16	N/R	05 'E'	T-400-32C	Black	DN	.555
H43506		3/8	N/R	06 'E'	T-400-33C	Black	DN	.615
H43508		1/2	N/R	08 'E'	T-400-34C	Black	DN	.765
H43512		3/4	N/R	12 'E'	T-400-35C	Black	DN	1.035
H43516		1	N/R	16 'E'	T-400-36C	Black	DN	1.295
H43604		1/4	N/R	04 'E'	T-400-31C	Black	DN	.455
H43605		5/16	N/R	05 'E'	T-400-32C	Black	DN	.555
H43606		3/8	N/R	06 'E'	T-400-33C	Black	DN	.615
H43608		1/2	N/R	08 'E'	T-400-34C	Black	DN	.765
H43612		3/4	N/R	12 'E'	T-400-35C	Black	DN	1.035
H43616		1	N/R	16 'E'	T-400-36C	Black	DN	1.295
H47008		1/2	T-410-50	47008 'E'	T-470-8C	N/R	N/R	.980
H47012		3/4	T-410-52	47012 'E'	T-470-12C	N/R	N/R	1.250
		3/4	T-410-52	57012 'S'	T-470-12C	N/R	N/R	1.250
H47016		1	T-410-53	47016 'E'	T-470-16C	N/R	N/R	1.560
		1	T-410-53	57016 'S'	T-470-16C	N/R	N/R	1.560
H47020		1-1/4	T-410-54	47020 'E'	T-470-20	N/R	N/R	2.025
		1-1/4	T-410-54	57020 'S'	T-470-20	N/R	N/R	2.025
H47024		1-1/2	T-410-55	47024 'E'	T-470-24	N/R	N/R	2.365
		1-1/2	T-410-55	57024 'S'	T-470-24	N/R	N/R	2.365
H47032		2	T-410-56	47032 'E'	T-440-32	N/R	N/R	2.975
		2	T-410-56	57032 'S'	T-440-32	N/R	N/R	2.975
H54504	RhinoHide	1/4	N/R	04 'S'	T-400-2C	Yellow	DN	.560
		1/4	N/R	04 'U'	T-400-2C	Yellow	DN	.560
		1/4	N/R	04 'W'	T-400-40C	Black	DN	.664
H54506	RhinoHide	3/8	N/R	06 'S'	T-400-3C	Green	Up	.695
		3/8	N/R	06 'U'	T-400-3C	Green	Up	.695
		3/8	N/R	06 'W'	T-400-41C	Black	DN	.820
H54508	RhinoHide	1/2	N/R	08 'M'	T-400-111C	Yellow	Up	.940
		1/2	N/R	08 'S'	T-400-4C	Black	DN	.865
		1/2	N/R	08 'U'	T-400-4C	Yellow	DN	.865
		1/2	N/R	08 'W'	T-400-42C	Black/Tan	Up	.992
H54510	RhinoHide	5/8	N/R	10 'U'	T-400-64C	Yellow	Up	1.010
		5/8	N/R	10 'W'	T-400-43C**	N/R	N/R	1.132
		5/8	N/R	10 'W'	T-440-85C	Black/White	Up	1.132
H54512	RhinoHide	3/4	N/R	12 'S'	T-400-5C	Yellow	DN	1.155
		3/4	N/R	12 'U'	T-400-5C	Yellow	DN	1.155
		3/4	N/R	12 'W'	T-400-44C**	BK/SV	Up	1.293
H54512		3/4	N/R	12 'W'	T-440-86C	Black/Orange	Up	1.293
H54516	RhinoHide	1	N/R	43016 'U'	T-410-6CN	N/R	N/R	1.705

** Collet sits into two base halves, part number T-400BH.

Hose End and Tool Selector Chart

T-440

HOSE TYPE	HOSE NAME	HOSE I.D. (IN.)	SKIVE TOOL	HOSE END PREFIX	COLLET PART #	SPACER RING COLOR	FLAT SIDE UP/DWN	NOMINAL CRIMP DIA. (IN.)
H54516		1	N/R	16 'W'	T-440-87C	Black/White	Up	1.587
H56904		3/16	N/R	06904 'E'	T-400-54C	Yellow	Up	.525
H56905		1/4	N/R	06905 'E'	T-400-55C	Black	Up	.585
H56906		5/16	N/R	06906 'E'	T-400-56C	Black	Up	.680
H56908		13/32	N/R	06908 'E'	T-400-57C	Yellow	Up	.765
H56910		1/2	N/R	06910 'E'	T-400-58C	Black	Up	.910
H56912		5/8	N/R	06912 'E'	T-400-59C	Silver	Up	1.080
H56916		7/8	N/R	06916 'E'	T-400-60C	Black	Up	1.275
H56920		1-1/8	N/R	06920 'E'	T-400-61C	Black	DN	1.485
H75706		5/16	N/R	75706 'E'	T-400-105C	Black	DN	.495
H75708		13/32	N/R	75708 'E'	T-400-106C	Black	DN	.595
H75710		1/2	N/R	75710 'E'	T-400-107C	Black	DN	.695
H75712		5/8	N/R	75712 'E'	T-400-108C	Black	DN	.850

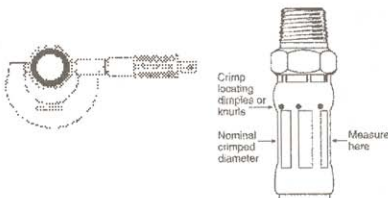
** Collet sits into two base halves, part number T-400BH.

Hose End and Tool Selector Chart

T-475

WARNING Proper Selection of Hose Ends: Selection of the proper end fittings for the hose end application is essential to the proper operation and safe use of the hose and related equipment. Inadequate attention to the selection of the end fittings for your application can result in leaking or the hose ends blowing off the hose, leading to serious bodily injury or property damage. In order to avoid serious bodily injury or property damage resulting from selection of the wrong end fitting, you should carefully review the information in this catalog.

WARNING Coll-O-Crimp Hose, Hose Fittings and Assembly Equipment Compatibility: The Coll-O-Crimp Equipment Package, Coll-O-Crimp End Fittings, and Coll-O-Crimp Hose have been engineered and designed as a complete hose assembly system. Each component of the Coll-O-Crimp hose assembly system is compatible with other Coll-O-Crimp components to which it relates. Component compatibility, along with the use of quality components, insures the production of reliable hose assemblies when assembled properly. The use or intermixing of fittings and hose not specifically engineered and designed for use with each other and Coll-O-Crimp equipment is not rec-



ommended and may result in the production of unsafe or unreliable hose assemblies. This can result in hose assembly leakage, hose separation or other failures which can cause serious bodily injury or property damage from spraying fluids, flying projectiles, or other substances. The Weatherhead warranty is limited to apply only when Coll-O-Crimp end fittings and compatible Coll-O-Crimp hose are used with Coll-O-Crimp assembly equipment. Nominal Crimp Diameter Measurement: Please remove this chart and place near your Coll-O-Crimp equipment for reference. Measuring crimp diameters should be a part of the normal hose assembly procedure.

To insure a proper crimp diameter reading, follow these steps.

1. Measure the diameter in the middle of crimped portion of the hose end.
2. Place the caliper in a position to allow a measurement across the pressed (flat) portion of the crimp.
3. See crimp diameters on following chart.

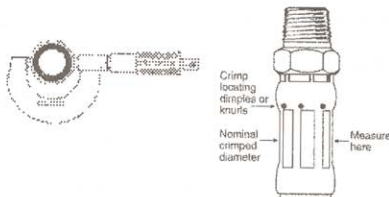
Note: In larger sizes, calipers may be used; however, in smaller sizes, and in the 'E' Series thermoplastic hose ends, a point micrometer will provide an accurate reading. Nominal crimp diameters are for Weatherhead hose and end fittings when crimped with Weatherhead Coll-O-Crimp tooling.

T-475

HOSE TYPE	HOSE NAME	HOSE I.D. (IN.)	SKIVE TOOL	HOSE END PREFIX	COLLET PART #	SPACER RING COLOR	FLAT SIDE UP/DWN	NOMINAL CRIMP DIA. (IN.)
H75706		5/16	N/R	75706 'E'	T-475-105C	N/R	N/R	.556
H75708		13/32	N/R	75708 'E'	T-475-106C	N/R	N/R	.640
H75710		1/2	N/R	75710 'E'	T-475-107C	N/R	N/R	.742
H75712		5/8	N/R	75712 'E'	T-475-108C	N/R	N/R	.897

Hose End and Tool Selector Chart

ET1000



WARNING Proper Selection of Hose Ends: Selection of the proper end fittings for the hose end application is essential to the proper operation and safe use of the hose and related equipment. Inadequate attention to the selection of the end fittings for your application can result in leaking or the hose ends blowing off the hose, leading to serious bodily injury or property damage. In order to avoid serious bodily injury or property damage resulting from selection of the wrong end fitting, you should carefully review the information in this catalog.

WARNING Coll-O-Crimp Hose, Hose Fittings and Assembly Equipment Compatibility: The Coll-O-Crimp Equipment Package, Coll-O-Crimp End Fittings, and Coll-O-Crimp Hose have been engineered and designed as a complete hose assembly system. Each component of the Coll-O-Crimp hose assembly system is compatible with other Coll-O-Crimp components to which it relates. Component compatibility, along with the use of quality components, insures the production of reliable hose assemblies when assembled properly. The use or intermixing of fittings and hose not specifically engineered and designed for use with each other and Coll-O-Crimp equipment is not rec-

ommended and may result in the production of unsafe or unreliable hose assemblies. This can result in hose assembly leakage, hose separation or other failures which can cause serious bodily injury or property damage from spraying fluids, flying projectiles, or other substances. The Weatherhead warranty is limited to apply only when Coll-O-Crimp end fittings and compatible Coll-O-Crimp hose are used with Coll-O-Crimp assembly equipment. Nominal Crimp Diameter Measurement: Please remove this chart and place near your Coll-O-Crimp equipment for reference. Measuring crimp diameters should be a part of the normal hose assembly procedure.

To insure a proper crimp diameter reading, follow these steps.

1. Measure the diameter in the middle of crimped portion of the hose end.
2. Place the caliper in a position to allow a measurement across the pressed (flat) portion of the crimp.
3. See crimp diameters on following chart.

Note: In larger sizes, calipers may be used; however, in smaller sizes, and in the 'E' Series thermoplastic hose ends, a point micrometer will provide an accurate reading. Nominal crimp diameters are for Weatherhead hose end fittings when crimped with Weatherhead Coll-O-Crimp tooling.

ET1000

HOSE TYPE	HOSE END PREFIX	SKIVE TOOL	COLLET PART #	SPACER PART #	SPACER RING COLOR	FLAT SIDE UP/DOWN	NOMINAL CRIMP DIA. (IN.)	DIE RING ADAPTER REQ'D
H01704	04 'U'	N/R	T-400-2C	T-400-62	Yellow	Up	.580	Yes
H01706	06 'U'	N/R	T-400-3C	T-400-10	Black	Up	.785	Yes
H01708	08 'U'	N/R	T-400-4C	T-400-11	Silver	Up	.940	Yes
H01712	12 'U'	N/R	T-400-5C	T-400-11	Silver	Up	1.235	Yes
H01716	16 'U'	N/R	T-400-6C	T-400-11	Silver	Up	1.525	Yes
H01720	20 'U'	N/R	T-400-12	T-400-10	Black	DN	1.785	Yes
H03912	12 'U'	N/R	T-400-5C	T-400-11	Silver	Up	1.230	Yes
H03916	16 'U'	N/R	T-400-6C	T-400-11	Silver	Up	1.520	Yes
H03920	20 'U'	N/R	T-400-12	T-400-10	Black	DN	1.790	Yes
H10404	04 'U'	N/R	T-400-2C	T-400-10	Black	DN	.580	Yes
	04 'W'	N/R	T-400-40C	T-400-10	Black	DN	.664	Yes
H10406	06 'U'	N/R	T-400-3C	T-400-10	Black	DN	.740	Yes
	06 'W'	N/R	T-400-41C	T-400-10	Black	DN	.825	Yes
H10408	08 'U'	N/R	T-400-4C	T-400-10	Black	DN	.870	Yes
	08 'W'	N/R	T-400-42C	T-400-10	Black	DN	.976	Yes
H10410	10 'U'	N/R	T-400-64C	T-400-10	Black	DN	1.000	Yes
	10 'W'	N/R	T-420-85C	T-420-80R	BK/WH	UP	1.132	No
H10412	12 'U'	N/R	T-400-5C	T-400-10	Black	DN	1.160	Yes
	12 'W'	N/R	T-420-86C	T-420-82R	BK/BU	UP	1.260	No

Hose End and Tool Selector Chart

ET1000

HOSE TYPE	HOSE END PREFIX	SKIVE TOOL	COLLET PART #	SPACER PART #	SPACER RING COLOR	FLAT SIDE UP/DWN	NOMINAL CRIMP DIA. (IN.)	DIE RING ADAPTER REQ'D
H10416	16 'U'	N/R	T-400-6C	T-400-10	Black	DN	1.450	Yes
	16 'W'	N/R	T-420-87C	T-420-80R	BK/WH	UP	1.587	No
H10420	20 'U'	N/R	T-400-12	T-400-10	Black	DN	1.785	Yes
H10504	04 'U'	N/R	T-400-2C	T-400-10	Black	Up	.610	Yes
H10506	06 'U'	N/R	T-400-3C	T-400-10	Black	Up	.788	Yes
H10508	08 'U'	N/R	T-400-4C	T-400-11	Silver	Up	.940	Yes
H10512	12 'U'	N/R	T-400-5C	T-400-11	Silver	Up	1.232	Yes
H10516	16 'U'	N/R	T-400-6C	T-400-11	Silver	Up	1.522	Yes
H10604	04 'U'	N/R	T-400-2C	T-400-10	Black	DN	.560	Yes
H10606	06 'U'	N/R	T-400-3C	T-400-62	Yellow	Up	.755	Yes
H10608	08 'U'	N/R	T-400-4C	T-400-10	Black	Up	.910	Yes
H10510	10 'U'	N/R	T-400-64C	T-400-10	Black	Up	1.040	Yes
H10510	10 'U'	N/R	T-400-64C	T-400-62	Yellow	Up	1.010	Yes
H10512	12 'U'	N/R	T-400-5C	T-400-11	Silver	Up	1.230	Yes
H10516	16 'U'	N/R	T-400-6C	T-400-11	Silver	Up	1.515	Yes
H10520	20 'U'	N/R	T-400-12	T-400-10	Black	Up	1.835	Yes
H11404	04 'U'	N/R	T-400-2C	T-400-37	Green	Up	.520	Yes
H11406	06 'U'	N/R	T-400-3C	T-400-37	Green	Up	.695	Yes
H11408	08 'U'	N/R	T-400-4C	T-400-37	Green	Up	.830	Yes
H11504	04 'U'	N/R	T-400-2C	T-400-10	Black	Up	.610	Yes
H11506	06 'U'	N/R	T-400-3C	T-400-10	Black	Up	.788	Yes
H11508	08 'U'	N/R	T-400-4C	T-400-11	Silver	Up	.940	Yes
H11512	12 'U'	N/R	T-400-5C	T-400-11	Silver	Up	1.225	Yes
H11516	16 'U'	N/R	T-400-6C	T-400-11	Silver	Up	1.522	Yes
H11520	20 'U'	N/R	T-400-12	T-400-11	Silver	Up	1.862	Yes
H11604	04 'U'	N/R	T-400-2C	T-400-10	Black	DN	.560	Yes
H11606	06 'U'	N/R	T-400-3C	T-400-62	Yellow	Up	.745	Yes
H11608	08 'U'	N/R	T-400-4C	T-400-11	Silver	Up	.875	Yes
H14504	04 'U'	N/R	T-400-2C	T-400-37	Green	Up	.520	Yes
	04 'W'	N/R	T-400-40C	T-400-46R	BK/Tan	UP	.678	Yes
H14506	06 'U'	N/R	T-400-3C	T-400-37	Green	Up	.695	Yes
	06 'W'	N/R	T-400-41C	T-400-37	Green	UP	.775	Yes
H14508	08 'U'	N/R	T-400-4C	T-400-62	Yellow	DN	.870	Yes
	08 'W'	N/R	T-400-42C	T-400-10	Black	DN	.976	Yes
H14510	10 'U'	N/R	T-400-64C	T-400-62	Yellow	Up	1.010	Yes
	10 'W'	N/R	T-420-85C	T-400-10	Black	DN	1.149	No
H14512	12 'U'	N/R	T-400-5C	T-400-62	Yellow	DN	1.160	Yes
	12 'W'	N/R	T-420-86C	T-420-81R	BK/OR	UP	1.293	No
H14516	16 'W'	N/R	T-420-87C	T-420-80R	BK/WH	UP	1.587	No
H14604	04 'U'	N/R	T-400-2C	T-400-37	Green	Up	.520	Yes
H14606	06 'U'	N/R	T-400-3C	T-400-37	Green	Up	.695	Yes
H14608	08 'U'	N/R	T-400-4C	T-400-37	Green	Up	.830	Yes
H19004	04 'W'	N/R	T-400-40C	T-400-10	Black	DN	.664	Yes
H19006	06 'W'	N/R	T-400-41C	T-400-10	Black	DN	.820	Yes

Hose End and Tool Selector Chart

ET1000

HOSE TYPE	HOSE END PREFIX	SKIVE TOOL	COLLET PART #	SPACER PART #	SPACER RING COLOR	FLAT SIDE UP/DWN	NOMINAL CRIMP DIA. (IN.)	DIE RING ADAPTER REQ'D
H19008	08 "W"	N/R	T-400-42C	T-400-10	Black	DN	.976	Yes
H19010	10 "W"	N/R	T-420-85C	T-420-80R	BK/WH	UP	1.132	No
H19012	12 "W"	N/R	T-420-86C	T-420-82R	BK/BU	UP	1.260	No
H19016	16 "W"	N/R	T-420-87C	T-420-80R	BK/WH	UP	1.587	No
H24504	04 "U"	N/R	T-400-2C	T-400-62	Yellow	DN	.560	Yes
	04 "W"	N/R	T-400-40C	T-400-46R	BK/Tan	UP	.678	Yes
H24506	06 "U"	N/R	T-400-3C	T-400-62	Yellow	DN	.740	Yes
	06 "W"	N/R	T-400-41C	T-400-10	Black	DN	.820	Yes
H24508	08 "U"	N/R	T-400-4C	T-400-62	Yellow	DN	.885	Yes
	08 "W"	N/R	T-400-42C	T-400-46R	BK/Tan	UP	.993	Yes
H24510	10 "U"	N/R	T-400-64C	T-400-62	Yellow	UP	1.010	Yes
	10 "W"	N/R	T-420-85C	T-420-80R	BK/WH	UP	1.132	No
H24512	12 "U"	N/R	T-400-5C	T-400-62	Yellow	DN	1.160	Yes
	12 "W"	N/R	T-420-86C	T-420-81R	BK/OR	UP	1.293	No
H24516	16 "U"	N/R	T-400-6C	T-400-62	Yellow	Up	1.465	Yes
	16 "W"	N/R	T-420-87C	T-420-80R	BK/WH	UP	1.587	No
H24520	20 "U"	N/R	T-400-12	T-400-62	Yellow	DN	1.795	Yes
H28004	04 "W"	N/R	T-400-40C	T-400-46R	BK/Tan	UP	.678	Yes
H28006	06 "W"	N/R	T-400-41C	T-400-10	Black	DN	.820	Yes
H28008	08 "W"	N/R	T-400-42C	T-400-46R	BK/Tan	UP	.992	Yes
H28010	10 "W"	N/R	T-420-85C	T-420-80R	BK/WH	UP	1.132	No
H28012	12 "W"	N/R	T-420-86C	T-420-81R	BK/OR	UP	1.293	No
H28016	16 "W"	N/R	T-420-87C	T-420-80R	BK/WH	UP	1.587	No
H29004	04 "W"	N/R	T-400-40C	T-400-10	Black	UP	.722	Yes
H29006	06 "W"	N/R	T-400-41C	T-400-47R	BK/Red	UP	.854	Yes
H29008	08 "W"	N/R	T-400-42C	T-400-47R	BK/Red	UP	1.007	Yes
H29010	10 "W"	N/R	T-420-85C	T-400-10	Black	DN	1.149	No
H29012	12 "W"	N/R	T-420-86C	T-400-10	Black	DN	1.317	No
H29016	16 "W"	N/R	T-420-87C	T-400-10	Black	DN	1.607	No
H32406	06 "U"	N/R	T-400-3C	T-400-10	Black	Up	.785	Yes
H32504	04 "U"	N/R	T-400-2C	T-400-10	Black	Up	.610	Yes
H32506	06 "U"	N/R	T-400-3C	T-400-10	Black	Up	.795	Yes
H32508	08 "U"	N/R	T-400-4C	T-400-62	Yellow	Up	.885	Yes
H32512	12 "U"	N/R	T-400-5C	T-400-10	Black	Up	1.215	Yes
H32516	16 "U"	N/R	T-400-6C	T-400-11	Silver	Up	1.525	Yes
H35006	06 "U"	N/R	T-400-3C	T-400-62	Yellow	DN	.740	Yes
H35008	08 "U"	N/R	T-400-4C	T-400-62	Yellow	DN	.865	Yes
H42504	04 "U"	N/R	T-400-2C	T-400-10	Black	Up	.610	Yes
	04 "W"	N/R	T-400-40C	T-400-10	Black	UP	.722	Yes
H42506	06 "U"	N/R	T-400-3C	T-400-10	Black	Up	.795	Yes
	06 "W"	N/R	T-400-41C	T-400-47R	BK/Red	UP	.854	Yes
H42508	08 "U"	N/R	T-400-4C	T-400-10	Black	Up	.915	Yes
	08 "W"	N/R	T-400-42C	T-400-47R	BK/Red	UP	1.007	Yes
H42510	10 "U"	N/R	T-400-64C	T-400-10	Black	Up	1.050	Yes

Hose End and Tool Selector Chart

ET1000

HOSE TYPE	HOSE END PREFIX	SKIVE TOOL	COLLET PART #	SPACER PART #	SPACER RING COLOR	FLAT SIDE UP/DWN	NOMINAL CRIMP DIA. (IN.)	DIE RING ADAPTER REQ'D
H42510	10 'W'	N/R	T-420-85C	T-400-10	Black	DN	1.132	No
H42512	12 'U'	N/R	T-400-5C	T-400-10	Black	Up	1.205	Yes
	12 'W'	N/R	T-420-86C	T-400-10	Black	DN	1.260	No
H42516	16 'W'	N/R	T-420-87C	T-400-10	Black	DN	1.607	No
	16 'U'	N/R	T-400-6C	T-400-11	Silver	Up	1.525	Yes
H42520	20 'U'	N/R	T-400-12	T-400-10	Black	Up	1.850	Yes
H54504	04 'U'	N/R	T-400-2C	T-400-62	Yellow	DN	.560	Yes
H54506	06 'U'	N/R	T-400-3C	T-400-37	Green	Up	.695	Yes
H54508	08 'U'	N/R	T-400-4C	T-400-62	Yellow	DN	.865	Yes
H54510	10 'U'	N/R	T-400-64C	T-400-62	Yellow	Up	1.010	Yes
H54512	12 'U'	N/R	T-400-5C	T-400-62	Yellow	DN	1.155	Yes
H54504	04 'W'	N/R	T-400-40C	T-400-10	Black	DN	.664	Yes
H54506	06 'W'	N/R	T-400-41C	T-400-10	Black	DN	.820	Yes
H54508	08 'W'	N/R	T-400-42C	T-400-46R	BK/Tan	UP	.992	Yes
H54510	10 'W'	N/R	T-420-85C	T-420-80R	BK/WH	UP	1.132	No
H54512	12 'W'	N/R	T-420-86C	T-420-81R	BK/OR	UP	1.293	No
H54516	16 'W'	N/R	T-420-87C	T-420-80R	BK/WH	UP	1.587	No

Conversion

Conversion Chart

INCHES			INCHES			INCHES		
FRCTN.	DEC.	MM	FRCTN.	DEC.	MM	FRCTN.	DEC.	MM
-	.0004	.0100	-	.5118	13.0000	-	1.2205	31.0000
-	.0040	1.0000	33/64	.5156	13.0970	1-1/4	1.2500	31.7500
-	.0100	2.5000	17/32	.5310	13.4940	-	1.2598	32.0000
1/64	.0156	3.9700	35/64	.5470	13.8910	1-9/32	1.2810	32.5440
-	.0197	5.0000	-	.5512	14.0000	-	1.2992	33.0000
-	.0295	7.5000	9/16	.5630	14.2880	1-5/16	1.3120	33.3380
1/32	.0313	7.9400	-	.5710	14.5000	-	1.3386	34.0000
-	.0394	1.0000	37/64	.5790	14.6840	1-11/32	1.3440	34.1310
3/64	.0469	1.1910	-	.5906	15.0000	1-3/8	1.3750	34.9250
-	.0590	1.5000	19/32	.5940	15.0810	-	1.3779	35.0000
1/16	.0620	1.5880	39/64	.6090	15.4780	1-13/32	1.4060	35.7190
5/64	.0781	1.9840	5/8	.6250	15.8750	-	1.4173	36.0000
-	.0787	2.0000	-	.6299	16.0000	1-7/16	1.4380	36.5130
3/32	.0940	2.3810	41/64	.6406	16.2720	-	1.4567	37.0000
-	.0984	2.5000	-	.6496	16.5000	1-15/32	1.4690	37.3060
7/64	.1090	2.7780	21/32	.6560	16.6690	-	1.4961	38.0000
-	.1181	3.0000	-	.6693	17.0000	1-1/2	1.5000	38.1000
1/8	.1250	3.1750	43/64	.6720	17.0660	1-17/32	1.5310	38.8940
-	.1378	3.5000	11/16	.6875	17.4630	-	1.5354	39.0000
9/64	.1410	3.5720	45/64	.7030	17.8590	1-9/16	1.5620	39.6880
5/32	.1560	3.9690	-	.7087	18.0000	-	1.5748	40.0000
-	.1575	4.0000	23/32	.7190	18.2560	1-19/32	1.5940	40.4810
11/64	.1720	4.3660	-	.7283	18.5000	-	1.6142	41.0000
-	.1770	4.5000	47/64	.7340	18.6530	1-5/8	1.6250	41.2750
3/16	.1875	4.7630	-	.7480	19.0000	-	1.6535	42.0000
-	.1969	5.0000	3/4	.7500	19.0500	1-31/32	1.6562	42.0690
13/64	.2030	5.1590	49/64	.7656	19.4470	1-11/16	1.6875	42.8630
-	.2165	5.5000	25/32	.7810	19.8440	-	1.6929	43.0000
7/32	.2190	5.5560	-	.7874	20.0000	1-23/32	1.7190	43.6560
15/64	.2340	5.9530	51/64	.7970	20.2410	-	1.7323	44.0000
-	.2362	6.0000	13/16	.8125	20.6380	1-3/4	1.7500	4.4500
1/4	.2500	6.3500	-	.8268	21.0000	-	1.7717	45.0000
-	.2559	6.5000	53/64	.8280	21.0340	1-25/32	1.7810	45.2440
17/64	.2656	6.7470	27/32	.8440	21.4310	-	1.8110	46.0000
-	.2756	7.0000	55/64	.8590	21.8280	1-13/16	1.8125	46.0380
9/32	.2810	7.1440	-	.8662	22.0000	1-27/32	1.8440	46.8310
-	.2953	7.5000	7/8	.8750	22.2250	-	1.8504	47.0000
19/64	.2970	7.5410	57/64	.8906	22.6220	1-7/8	1.8750	47.6250
5/16	.3120	7.9380	-	.9055	23.0000	-	1.8898	48.0000
-	.3150	8.0000	29/32	.9062	23.0190	1-29/32	1.9062	48.4190
21/64	.3280	8.3340	59/64	.9220	23.4160	-	1.9291	49.0000
-	.3350	8.5000	15/16	.9375	23.8130	1-15/16	1.9375	49.2130
11/32	.3440	8.7310	-	.9449	24.0000	-	1.9685	50.0000
-	.3543	9.0000	61/64	.9530	24.2090	1-31/32	1.9690	50.0060
23/64	.3590	9.1280	31/32	.9690	24.6060	2	2.0000	50.8000
-	.3740	9.5000	-	.9843	25.0000	-	2.0079	51.0000
3/8	.3750	9.5250	63/64	.9844	25.0030	2-1/32	2.0313	51.5940
25/64	.3910	9.9220	1	1.0000	25.4000	-	2.0472	52.0000
-	.3937	10.0000	-	1.0236	26.0000	2-1/16	2.0620	52.3880
13/32	.4060	10.3190	1-1/32	1.0312	26.1940	-	2.0866	53.0000
-	.4130	10.5000	1-1/16	1.0620	26.9880	2-3/32	2.0940	53.1810
27/64	.4220	10.7160	-	1.0630	27.0000	2-1/8	2.1250	53.9750
-	.4331	11.0000	1-3/32	1.0940	27.7810	-	2.1260	54.0000
7/16	.4380	11.1130	-	1.1024	28.0000	2-5/32	2.1560	54.7690
29/64	.4530	11.5090	-	1.1250	28.5750	-	2.1650	55.0000
15/32	.4690	11.9060	1-1/8	1.1417	29.0000	2-3/16	2.1875	55.5630
-	.4724	12.0000	-	1.1560	29.3680	-	2.2047	56.0000
31/64	.4840	12.3030	-	1.1811	30.0000	2-7/32	2.2190	56.3560
-	.4920	12.5000	1-3/16	1.1875	31.1630	-	2.2440	57.0000
1/2	.5000	12.7000	1-7/32	1.2190	30.9560	2-1/4	2.2500	57.1500

Conversion

Conversion Chart

INCHES FRCTN.	DEC.	MM	INCHES FRCTN.	DEC.	MM
2-9/32	2.2810	57.9440	3-3/8	3.3750	85.7250
-	2.2835	58.0000	-	3.3858	86.0000
2-5/16	2.3120	58.7380	3-13/32	3.4060	86.5190
-	2.3228	59.0000	-	3.4252	87.0000
2-11/32	2.3440	59.5310	3-7/16	3.4380	87.3130
-	2.3622	60.0000	-	3.4646	88.0000
2-3/8	2.3750	60.3250	3-15/32	3.4690	88.1060
-	2.4016	61.0000	3-1/2	3.5000	88.9000
2-13/32	2.4060	61.1190	-	3.5039	89.0000
2-7/16	2.4380	61.9130	3-17/32	3.5310	89.6940
-	2.4409	62.0000	-	3.5433	90.0000
2-15/32	2.4690	62.7060	3-9/16	3.5620	90.4877
-	2.4803	63.0000	-	3.5827	91.0000
2-1/2	2.5000	63.5000	3-19/32	3.5940	91.2810
-	2.5197	64.0000	-	3.6220	92.0000
2-17/32	2.5310	64.2940	3-5/8	3.6250	92.0750
-	2.5590	65.0000	3-21/32	3.6560	92.8960
2-9/16	2.5620	65.0880	-	3.6614	93.0000
2-19/32	2.5940	65.8810	3-11/16	3.6875	93.6630
-	2.5984	66.0000	-	3.7008	94.0000
2-5/8	2.6250	66.6750	3-23/32	3.7190	94.4560
-	2.6380	67.0000	-	3.7401	95.0000
2-21/32	2.6560	67.4690	3-3/4	3.7500	92.2500
-	2.6772	68.0000	-	3.7795	96.0000
2-11/16	2.6875	68.2630	3-25/32	3.7810	96.0440
-	2.7165	69.0000	3-13/16	3.8125	96.8380
2-23/32	2.7190	69.0560	-	3.8189	97.0000
2-3/4	2.7500	69.8500	3-26/32	3.8440	97.6310
-	2.7559	70.0000	-	3.8583	98.0000
2-25/32	2.7810	70.6439	3-7/8	3.8750	98.4250
-	2.7953	71.0000	-	3.8976	99.0000
2-13/16	2.8125	71.4376	3-29/32	3.9062	99.2190
-	2.8346	72.0000	-	3.9370	100.0000
2-27/32	2.8440	72.2314	3-15/16	3.9375	100.0130
-	2.8740	73.0000	3-31/32	3.9690	100.8060
2-7/8	2.8750	73.0250	-	3.9764	101.0000
2-29/32	2.9062	73.8190	4	4.0000	101.6000
-	2.9134	74.0000	4-1/16	4.0620	103.1880
2-15/16	2.9375	74.6130	4-1/8	4.1250	104.7750
-	2.9527	75.0000	-	4.1338	105.0000
2-31/32	2.9690	75.4060	4-3/16	4.1875	106.3630
-	2.9921	76.0000	4-1/4	4.2500	107.9500
3	3.0000	76.2000	4-5/16	4.3120	109.5380
3-1/32	3.0312	76.9940	-	4.3307	110.0000
-	3.0315	77.0000	4-3/8	4.3750	111.1250
3-1/16	3.0620	77.7880	4-7/16	4.4380	112.7130
-	3.0709	78.0000	4-1/2	4.5000	114.3000
3-3/32	3.0940	78.5810	-	4.5275	115.0000
-	3.1102	79.0000	4-9/16	4.5620	115.8880
3-1/8	3.1250	79.3750	4-5/8	4.6250	117.4750
-	3.1496	80.0000	4-11/16	4.6875	119.0630
3-5/32	3.1560	80.1690	-	4.7244	120.0000
3-3/16	3.1875	80.9630	4-3/4	4.7500	120.6500
-	3.1890	81.0000	4-13/16	4.8125	122.2380
3-7/32	3.2190	81.7560	4-7/8	4.8750	123.8250
-	3.2283	82.0000	-	4.9212	125.0000
3-1/4	3.2500	82.5500	4-15/16	4.9375	125.4130
-	3.2677	83.0000	5	5.0000	127.0000
3-9/32	3.2810	83.3440			
-	3.3071	84.0000			
3-5/16	3.3120	84.1377			
3-11/32	3.3440	84.9314			
-	3.3464	85.0000			