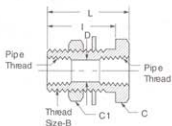
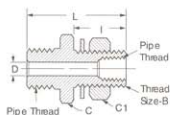


### Bulkhead Coupling (Brass)



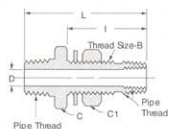
Fem. Pipe Thread	Catalog Thread	Thread Size B	Hex C	Hex C1	D	I	L
1/4	1344	3/4-16	1	15/16	.422	1.25	1.50
1/4	1345	3/4-16	1	15/16	.422	.69	.94
3/8	1346	1-14	1-1/8	1-3/8	.563	1.06	1.31
1/2	1351	1-1/8-14	1-1/4	1-3/8	.703	1.19	1.50

### Bulkhead Coupling (Brass)



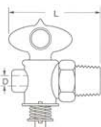
Male Pipe Thread	Fem. Pipe Thread	Catalog Number	Thread Size B	Hex C	Hex C1	D	I	L
1/2	1/4	1340	3/4-16	1-1/4	15/16	.312	1.13	2.16
1/2	1/4	1341	3/4-16	1-1/4	15/16	.312	1.53	2.53

### Bulkhead Coupling (Brass)



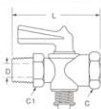
Male Pipe Thread	Fem. Pipe Thread	Catalog Number	Thread Size B	Hex C	Hex C1	D	I	L
1/2	1/4	1342	1-14	1-1/4	1-3/8	.375	1.88	2.94
1/2	1/4	1343	1-14	1-1/4	1-3/8	.375	2.88	3.94

### Draincock



Male Pipe Thread	Catalog Number	D	L
1/4	W15310	.188	1.56

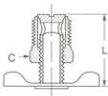
### Shut Off Valve




Rating: 125 psi with one 1/4" bubble in 5 seconds permissible key leakage.

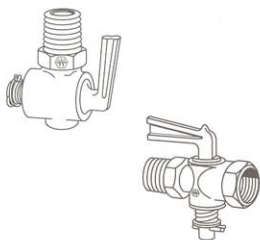
Male Pipe Thread	Fem. Pipe Thread	Catalog Number	Hex C	Hex C1	D	L
1/4	1/4	W20332	5/8	3/4	.218	1.81

### External Seat Draincock



Male Pipe Thread	Catalog Number	Hex C	L
1/4	145	9/16	1.00

 Refer to safety information regarding tubing selection on page 1.



**Pressure Range:** 30 psi working pressure, except where noted.

**Used With:** Copper, aluminum, steel and plastic tubing where applicable.

**Material:** Brass bodies and handles.

**Temperature:** -65°F to +250°F (-53°C to +121°C) with metal tubing. For use with plastic tubing, refer to the tubing temperature range.

**Conformance:** Designed for automotive or industrial use. Not intended for natural gas, LPG, nuclear or aircraft applications, except as noted.

**Ordering Information:** Order valve body, nut and sleeves by catalog number. Order valves with Selfalign® nuts and sleeves by adding suffix "S". Example: A694S. Order valves less nut and sleeve by adding prefix "B". Example: B694.

**NOTE:** Ground Plug Drains and Shut-Offs use a universal lubricant satisfactory for use with most common fluids. However the lubricant may wash out at higher pressures or with some exotic fluids.

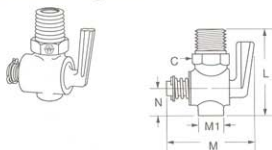
## Draincock



**Ratings:** Valves are designed to hold air pressure of 150 psi with one 1/4" bubble in 5 seconds permissible key leakage.

Male Pipe Thread	Catalog Number	D	L
1/4	W15310	.188	1.56

## Ground Plug Drain



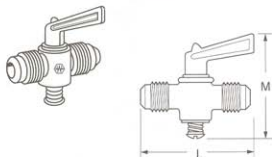
Male Pipe Thread	Catalog Number	Hex C	L	N	M	M1
1/8	6891	9/16	1.93	.75	1.63	.87
1/4	6892	5/8	1.62	.75	1.75	1.03
3/8	6893	11/16	1.72	1.00	2.31	1.22

## Compression Flareless 3 Way Shut-Off



Tube O.D.	Catalog Number	Replacement Nuts	Replacement Sleeves
5/16	A6793	1611x5+	60x5

## SAE 45° Flare Double



Tube O.D.	Catalog Number	L	M
1/4	6719	1.88	1.88
5/16	6724	1.88	1.88
3/8	6729	2.00	1.88



### AB-1400 • AIR BRAKE FITTINGS ASSORTMENT

The AB-1400 contains DOT approved brass air brake fittings for servicing nylon brake and secondary air lines. Selecting the proper fittings from the 63 drawer cabinet included with assortment is easy. Clear, wide plastic drawers with color-coded labels make identification of shapes and sizes quick and simple. Order Weatherhead NT100 nylon air brake tubing to complete your nylon air brake line service center.

#### AB-1400 Contents

Catalog Number	Quantity	Catalog Number	Quantity	Catalog Number	Quantity	Catalog Number	Quantity
1460x4	10	1464x6	5	1469x6	10	1472x6	5
1460x6	20	1464x8	5	1469x6L	5	1472x8	5
1460x8	10	1466x6	5	1469x6x2	5	1480x6	5
1460x10	10	1466x6x6	5	1469x6x6	5	1480x6x6	5
1460x12	10	1466x8	5	1469x8	5	1480x8	5
1461x4	5	1468x4	5	1469x8x4	5	1480x10	4
1461x6	10	1468x4x4	5	1469x10	5	1484x4	20
1461x8	5	1468x6	10	1469x10x6	4	1484x6	20
1461x10	5	1468x6x2	5	1469x12	4	1484x8	20
1461x12	5	1468x8	5	1471x4	5	1484x10	10
1462x4	5	1468x10	5	1471x6	5	1484x12	10
1462x6	10	1468x12	4			C-63X	1
1462x8	5	1469x4	5			CL-497	1
1462x10	4	1469x4x4	5				
1462x12	2						




### AB-140 • 1400 SERIES AIR BRAKE FITTINGS ASSORTMENT

This assortment of 1/4", 3/8", 1/2" air brake fittings designed for use with NT100 nylon air brake tubing provides the coverage needed for service work by fleets, repair shops and farm implement dealers. The DOT approved air brake fittings are easily selected from the cabinet with 16 plastic drawers and color-coded labels included in the assortment.

#### AB-140 Contents

Catalog Number	Quantity	Catalog Number	Quantity	Catalog Number	Quantity	Catalog Number	Quantity
1460x4	20	1461x8	5	1468x6	10	1484x6	20
1460x6	20	1462x4	5	1468x8	5	1484x8	20
1460x8	20	1462x6	10	1469x4	5	145	10
1461x4	10	1462x8	4	1469x6	5	CL-16-3	1
1461x6	10	1468x4	10	1469x8	5	FC-16X	1
				1484x4	20	W15310	5



### AB-45 • AIR BRAKE FITTINGS ASSORTMENT

This assortment of draincocks, shutoffs and air brake fittings for use with 1/4", 3/8", 1/2" copper tubing is a must for jobbers and fleet service shops. Provides excellent coverage for air brake tube and hose service requirements. The large plastic drawers and the illustrated labels for the 15 drawer cabinet included in assortment make positive part selection simple and quick.

#### AB-45 Contents

Catalog Number	Quantity	Catalog Number	Quantity	Catalog Number	Quantity	Catalog Number	Quantity
1360x6	20	1368x6	10	145	10	6747	1
1360x8	20	1368x6x2	5	33806-A	20	6748	1
1360x10	10	1368x6x6	5	33806-B	5	6749	1
1360x12	10	1368x8	5	33806B-Y06	2	FH-15X	1
1361x6	20	1368x10	5	33806B-Y24	5	FS-800	1
1361x8	5	1369x4x4	5	33806B-Y28	5	W05465	5
1361x10	5	1369x6	10	33806B-Y34	5	W14630	10
1362x4	5	1369x8	5	33806B-Y38	5	W15310	5
1362x6	10	1380x6	5	6707	1	W76150	5
1362x8	5	1390x6	5	6708	1	W79850	3
1362x10	5	1391x6	5	6709	1	W79851	3



### AB-28 • AIR BRAKE FITTINGS ASSORTMENT

The 1/4", 3/8", 1/2" brass air brake fittings for use with copper tubing provide excellent coverage for fleets, independent repair shops and farm implement dealers doing service work.

With the AB-28 assortment you also receive a cabinet with clear plastic drawers plus illustrated, color-coded labels that assure fast, positive identification and selection of replacement fittings.

#### AB-28 Contents

Catalog Number	Quantity	Catalog Number	Quantity	Catalog Number	Quantity	Catalog Number	Quantity
1360x4	20	1361x10	5	1368x8	5	33806B-Y28	5
1360x6	20	1361x12	5	1369x4	5	33806B-Y34	5
1360x8	20	1362x6	5	1369x6	10	33806B-Y38	5
1360x10	10	1362x8	5	145	10	CL-16-2	1
1360x12	10	1362x10	5	33806-A	20	FC-16X	1
1361x4	5	1368x4	5	33806B-Y06	2	W14630	10
1361x6	20	1368x6	10	33806B-Y24	5	W15310	5
1361x8	5	1368x6x6	5				