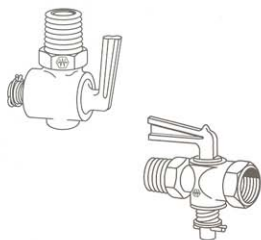


 Refer to safety information regarding tubing selection on page 1.



Pressure Range: 30 psi working pressure, except where noted.

Used With: Copper, aluminum, steel and plastic tubing where applicable.

Material: Brass bodies and handles.

Temperature: -65°F to +250°F (-53°C to +121°C) with metal tubing. For use with plastic tubing, refer to the tubing temperature range.

Conformance: Designed for automotive or industrial use. Not intended for natural gas, LPG, nuclear or aircraft applications, except as noted.

Ordering Information: Order valve body, nut and sleeves by catalog number. Order valves with Selfalign® nuts and sleeves by adding suffix "S". Example: A694S. Order valves less nut and sleeve by adding prefix "B". Example: B694.

NOTE: Ground Plug Drains and Shut-Offs use a universal lubricant satisfactory for use with most common fluids. However the lubricant may wash out at higher pressures or with some exotic fluids.

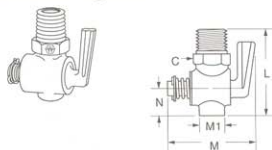
Draincock



Ratings: Valves are designed to hold air pressure of 150 psi with one 1/4" bubble in 5 seconds permissible key leakage.

Male Pipe Thread	Catalog Number	D	L
1/4	W15310	.188	1.56

Ground Plug Drain



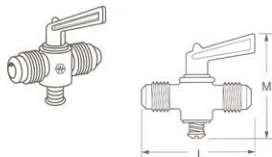
Male Pipe Thread	Catalog Number	Hex C	L	N	M	M1
1/8	6891	9/16	1.93	.75	1.63	.87
1/4	6892	5/8	1.62	.75	1.75	1.03
3/8	6893	11/16	1.72	1.00	2.31	1.22

Compression Flareless 3 Way Shut-Off



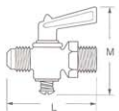
Tube O.D.	Catalog Number	Replacement Nuts	Replacement Sleeves
5/16	A6793	1611x5+	60x5

SAE 45° Flare Double



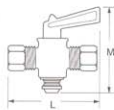
Tube O.D.	Catalog Number	L	M
1/4	6719	1.88	1.88
5/16	6724	1.88	1.88
3/8	6729	2.00	1.88

SAE 45° Flare Straightway



Tube O.D.	Male Pipe Thread	Catalog Number	L	M
1/4	1/8	537	2.00	1.88
5/16	1/8	632	2.03	1.88
5/16	1/4	702	2.03	1.88
3/8	1/4	703	2.06	1.88

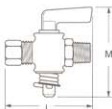
Compression Double



"S" suffix designates Selfalign® with Nuts and Sleeves.

Tube O.D.	Catalog Number	L	M
1/4	A6769	2.12	1.88
1/4	A6769S	2.12	1.88
5/16	A6774	2.19	1.88
3/8	A6779	2.25	1.88
3/8	A6779S	2.25	1.88

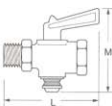
Compression Straightway



"S" suffix designates Selfalign® with Nuts and Sleeves.

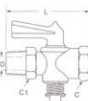
Tube O.D.	Male Pipe Thread	Catalog Number	L	M
1/4	1/8	A694	2.19	1.88
1/4	1/8	A694S	2.19	1.88
1/4	1/4	A6754	2.19	1.88
1/4	1/4	A6754S	2.19	1.88
5/16	1/8	A664	2.19	1.88
5/16	1/4	A6759	2.25	1.88
3/8	1/4	A6764	2.38	1.88
3/8	1/4	A6764S	2.38	1.88

Male to Female Pipe



Male Pipe Thread	Female Pipe Thread	Catalog Number	L	M
1/8	1/8	6824	2.00	1.88
1/4	1/4	6829	2.12	1.88

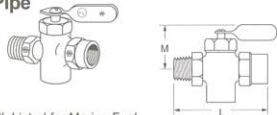
Truck Shut Off Male to Female Pipe



Male Pipe Thread	Female Pipe Thread	Catalog Number	Hex C	Hex C1	L	D
1/4	1/4	W20332	5/8	3/4	1.96	.219

Ratings: Valves are designed to hold air pressure of 125 psi with one 1/4" bubble in 5 seconds permissible key leakage.

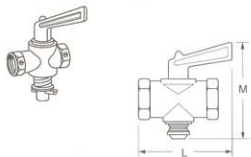
Marine Shut Off Male to Female Pipe



UL Listed for Marine Fuel.

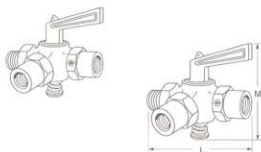
Male Pipe Thread	Female Pipe Thread	Catalog Number	L	M
1/4	1/4	6828	2.22	1.97

Female Pipe Double



Female Pipe Thread	Catalog Number	L	M
1/8	6804	1.46	1.88
1/4	6809	1.70	1.88

3 Way Shut-Off



Male Pipe Thread	Female Pipe Thread	Catalog Number	L	M
1/8	1/8	6737	2.12	1.88

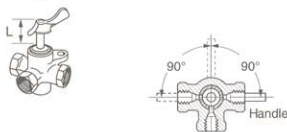
3 Way Multiple Shut-Off



Replacement Handle: Catalog Number **6746**.
Includes Screw.
Click-washer assembly positively holds valve in desired position and gives a pronounced click.

Female Pipe Thread	L Stem	Catalog Number
1/4	1.37	6749
3/8	1.37	6709

4 Way Multiple Shut-Off



Replacement Handle: Catalog Number **6746**.
Includes Screw.
Click-washer assembly positively holds valve in desired position and gives a pronounced click.

Female Pipe Thread	L Stem	Catalog Number
1/4	1.37	6747
1/4	2.37	6748
3/8	1.37	6707
3/8	2.37	6708