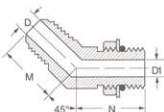


**45° Elbow - Straight Thread  
O-Ring**

(Ref. SAE No. 070320)

Example assembly No. C35365x4



Replacement O-rings page 183.

\*Special Order Only.

Tube O.D.	Port Size	Catalog Number	D	D1	M	N	Across Flats
1/4	1/4	C5365x4	.172	.172	.72	1.05	7/16
5/16	5/16	C5365x5	.234	.234	.77	1.05	9/16
3/8	3/8	C5365x6	.297	.297	.83	1.14	9/16
1/2	1/2	C5365x8	.391	.391	.98	1.30	3/4
1/2	5/8	C5365x8x10	.391	.484	.99	1.52	7/8
5/8	5/8	C5365x10	.484	.484	1.11	1.52	7/8
3/4	5/8	C5365x12x10	.609	.484	1.28	1.57	1-1/16
3/4	3/4	C5365x12	.609	.609	1.28	1.73	1-1/16
1	1	C5365x16	.844	.844	1.47	1.86	1-5/16
1-1/4	1-1/4	C5365x20	1.078	1.078	1.59	1.91	1-5/8
1-1/2	1-1/2	C5365x24*	1.312	1.312	1.78	1.91	1-7/8

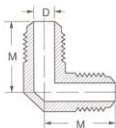

1/4	1/4	TF5365x4	.172	.172	.72	1.05	1/2
5/16	5/16	TF5365x5	.234	.234	.77	1.05	9/16
3/8	3/8	TF5365x6	.297	.297	.83	1.14	5/8
3/8	1/2	TF5365x6x8	.297	.391	.87	1.30	13/16
1/2	3/8	TF5365x8x6	.391	.297	.98	1.17	13/16
1/2	1/2	TF5365x8	.391	.391	.98	1.30	13/16
1/2	5/8	TF5365x8x10	.391	.484	.99	1.52	15/16
5/8	1/2	TF5365x10x8	.484	.391	1.09	1.41	15/16
5/8	5/8	TF5365x10	.484	.484	1.09	1.52	15/16
5/8	3/4	TF5365x10x12	.484	.609	1.22	1.73	1-1/8
3/4	5/8	TF5365x12x10	.609	.484	1.30	1.58	1-1/8
3/4	3/4	TF5365x12	.609	.609	1.28	1.73	1-1/8
3/4	1	TF5365x12x16	.609	.844	1.45	1.86	1-3/8
7/8	7/8	TF5365x14	.718	.718	1.39	1.80	1-1/4
1	3/4	TF5365x16x12	.844	.609	1.47	1.86	1-3/8
1	1	TF5365x16	.844	.844	1.47	1.86	1-3/8
1-1/4	1-1/4	TF5365x20	1.078	1.250	1.59	1.91	1-3/4
1-1/2	1-1/2	TF5365x24	1.312	1.312	1.78	1.91	2
2	2	TF5365x32	1.781	1.938	2.22	1.86	2-5/8

**90° Union Elbow**

Stainless Steel No. 5517x

(Ref. SAE No. 070201)

Example assembly No. C35505x4

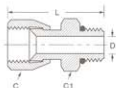


\*Special Order Only

Tube O.D.	Catalog Number	D	M	Across Flats
1/4	C5505x4*	.172	.89	7/16
5/16	C5505x5*	.234	.95	9/16
3/8	C5505x6*	.297	1.06	9/16
1/2	C5505x8*	.391	1.25	3/4
5/8	C5505x10*	.484	1.45	7/8
3/4	C5505x12*	.609	1.66	1-1/16
1	C5505x16*	.844	1.81	1-5/16
1-1/4	C5505x20*	1.078	2.06	1-5/8
1-1/2	C5505x24*	1.312	2.33	1-7/8

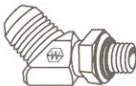
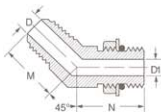
1/4	TF5505x4	.172	.89	1/2
5/16	TF5505x5	.234	.95	1/2
3/8	TF5505x6	.297	1.06	5/8
1/2	TF5505x8	.391	1.25	13/16
5/8	TF5505x10	.484	1.45	15/16
3/4	TF5505x12	.609	1.66	1-1/8
7/8	TF5505x14	.718	1.73	1-1/4
1	TF5505x16	.844	1.81	1-3/8
1-1/4	TF5505x20	1.078	2.06	1-3/4
1-1/2	TF5505x24	1.312	2.33	2
2	TF5505x32	1.781	3.06	2-5/8

\* Available in stainless steel.

JIC 37° Female Swivel to  
Straight Thread O-Ring

Tube O.D.	Port Size	Catalog Number	Hex C	Hex C1	L	D
1/4	1/4	C5216x4x4	9/16	.56	.95	.172
1/4	3/8	C5216x4x6	9/16	.69	1.00	.172
3/8	3/8	C5216x6x6	11/16	.69	1.11	.297
3/8	1/2	C5216x6x8	11/16	.88	1.18	.297
1/2	3/8	C5216x8x6	7/8	3/4	1.71	.297
1/2	1/2	C5216x8x8	7/8	.88	1.17	.391
5/8	5/8	C5216x10x10	1	1.00	1.45	.484
3/4	3/4	C5216x12x12	1-1/4	1.25	1.61	.609
1	1	C5216x16x16	1-1/2	1.50	1.69	.844
1-1/4	1-1/4	C5216x20x20	2	1.88	1.82	1.078
1-1/2	1-1/2	C5216x24x24	2-1/8	2.12	1.88	1.312
2	2	C5216x32x32	2-3/4	2.75	2.01	1.781

Replacement O-rings page 194.

45° Elbow - Male Straight  
Thread O-Ring to Male JIC 37°  
(Ref. SAE No. 070320)  
Example assembly No. C35365x4

Tube O.D.	Port Size	Catalog Number	D	D1	M	N	Across Flats
1/4	1/4	C5365x4	.172	.172	.72	1.05	7/16
5/16	5/16	C5365x5*	.234	.234	.77	1.05	9/16
3/8	3/8	C5365x6	.297	.297	.83	1.14	5/8
1/2	1/2	C5365x8	.391	.391	.98	1.30	3/4
1/2	5/8	C5365x8x10	.391	.484	.99	1.52	7/8
5/8	5/8	C5365x10	.484	.484	1.11	1.52	7/8
3/4	5/8	C5365x12x10	.609	.484	1.28	1.57	1-1/16
3/4	3/4	C5365x12	.609	.609	1.28	1.73	1-1/16
1	1	C5365x16	.844	.844	1.47	1.86	1-5/16
1-1/4	1-1/4	C5365x20	1.078	1.078	1.59	1.91	1-5/8
1-1/2	1-1/2	C5365x24*	1.312	1.312	1.78	1.91	1-7/8
1/4	1/4	TF5365x4	.172	.172	.72	1.05	1/2
5/16	5/16	TF5365x5	.234	.234	.77	1.05	9/16
3/8	3/8	TF5365x6	.297	.297	.83	1.14	5/8
3/8	1/2	TF5365x6x8	.297	.391	.87	1.30	13/16
1/2	3/8	TF5365x8x6	.391	.297	.98	1.17	13/16
1/2	1/2	TF5365x8	.391	.391	.98	1.30	13/16
1/2	5/8	TF5365x8x10	.391	.484	.99	1.52	15/16
5/8	1/2	TF5365x10x8	.484	.391	1.09	1.41	15/16
5/8	5/8	TF5365x10	.484	.484	1.09	1.52	15/16
3/4	5/8	TF5365x12x10	.609	.484	1.30	1.58	1-1/8
3/4	3/4	TF5365x12	.609	.609	1.28	1.73	1-1/8
3/4	1	TF5365x12x16	.609	.844	1.45	1.86	1-3/8
7/8	7/8	TF5365x14	.718	.718	1.39	1.80	1-1/4
1	3/4	TF5365x16x12	.844	.609	1.47	1.86	1-3/8
1	1	TF5365x16	.844	.844	1.47	1.86	1-3/8
1-1/4	1-1/4	TF5365x20	1.078	1.078	1.59	1.91	1-3/4
1-1/2	1-1/2	TF5365x24	1.312	1.312	1.78	1.91	2
2	2	TF5365x32	1.781	1.781	2.22	1.86	2-5/8

Replacement O-rings page 194.

\*Special order only.