

Adapter Used With Standard JIC Female Swivel End (SAE Code 61)

Weatherhead® split flange adapter eliminates the need for special hose ends. Interconnect pumps and valves with SAE flange outlets using low cost standard hose assemblies to replace equipment hose assembly.

Material: Low carbon steel.

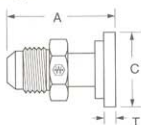
Plating: Zinc, Yellow Dichromate finish.

Pressure: Code 61 – 3000 PSI working pressure (32 sizes 2500 PSI W.P.).

Label Set: FS-300

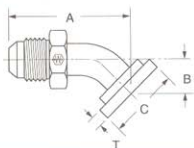
Note: See page 223 for hydraulic o-ring assortment

Straight



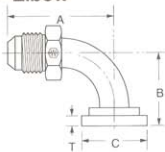
Tube Size	Code 61 Flange Size	Catalog Number	A	Dia. C	T	Thread Size
1/2	1/2	50008	2.66	1.188	.265	3/4-16
1/2	3/4	50008x12	2.72	1.500	.265	3/4-16
3/4	3/4	50012	2.62	1.500	.265	1 1/16-12
1	1	50016	2.74	1.750	.315	1 5/16-12
1	1-1/4	50016x20	2.74	2.000	.315	1 5/16-12
1-1/4	1	50020x16	2.80	1.750	.315	1 5/8-12
1-1/4	1-1/4	50020	3.27	2.000	.315	1 5/8-12
1-1/2	1-1/2	50024	3.42	2.375	.315	1 7/8-12
2	2	50032	4.24	2.812	.375	2 1/2-12

45° Elbow



Tube Size	Code 61 Flange Size	Catalog Number	A	B	Dia. C	T	Thread Size
1/2	1/2	54508	2.91	.78	1.188	.265	3/4-16
1/2	3/4	54508x12	2.93	.84	1.500	.265	3/4-16
3/4	3/4	54512	3.28	1.03	1.500	.265	1 1/16-12
1	1	54516	3.61	1.06	1.750	.315	1 5/16-12
1	1-1/4	54516x20	3.61	1.06	2.000	.315	1 5/16-12
1-1/4	1	54520x16	3.67	1.06	1.750	.315	1 5/8-12
1-1/4	1-1/4	54520	3.36	1.15	2.000	.315	1 5/8-12
1-1/2	1-1/2	54524	4.61	1.41	2.375	.315	1 7/8-12
2	2	54532	6.28	2.00	2.812	.375	2 1/2-12

90° Elbow



Tube Size	Code 61 Flange Size	Catalog Number	A	B	Dia. C	T	Thread Size
1/2	1/2	59008	2.54	1.63	1.188	.265	3/4-16
1/2	3/4	59008x12	2.54	1.69	1.500	.265	3/4-16
3/4	3/4	59012	2.79	2.19	1.500	.265	1 1/16-12
1	1	59016	3.61	2.38	1.750	.315	1 5/16-12
1	1-1/4	59016x20	3.61	2.38	2.000	.315	1 5/16-12
1-1/4	1	59020x16	3.66	2.38	1.750	.315	1 5/8-12
1-1/4	1-1/4	59020	3.52	2.62	2.000	.315	1 5/8-12
1-1/2	1-1/2	59024	4.32	3.12	2.375	.315	1 7/8-12
2	2	59032	5.95	4.50	2.812	.375	2 1/2-12

Split Flange Kits – SAE Standard Pressure Series (Code 61) SAE J518



Material: Buna-N 90 Durometer

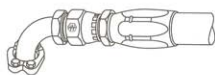
Temperature Range: -40°F to +250°F (-40°C to +121°C)

Standard O-ring complies with SAE specifications SAE J515 Type CH (See page 138 for O-ring compound and application chart)

Included in kit.

Nominal Flange Size	Catalog Number Complete Kit	Flange Halves 2 Req'd.	Included in kit.				A	B	C	Bolt Torque Range Lb.-in.
			O-Ring	Bolts	Lock Washer	Lock Washer				
1/2	SFK-08	8x251	8x252	8x853	8x254	1.50	.69	11/32	175-225	
3/4	SFK-12	12x251	12x252	12x853	12x254	1.88	.88	13/32	250-350	
1	SFK-16	16x251	16x252	16x853	16x254	2.06	1.03	13/32	325-425	
1-1/4	SFK-20	20x251	20x252	20x853	20x254	2.31	1.19	15/32	425-550	
1-1/2	SFK-24	24x251	24x252	24x853	24x254	2.75	1.41	17/32	550-700	
2	SFK-32	32x251	32x252	24x853	24x254	3.06	1.69	17/32	650-800	

Flanges conform to SAE J518.



Adapter Used With Standard JIC Female Swivel End (SAE Code 62)

Weatherhead® split flange adapter eliminates the need for special hose ends. Interconnect pumps and valves with SAE flange outlets using low cost standard hose assemblies to replace original equipment hose assembly.

Material: AISI/SAE 12L14 carbon steel.

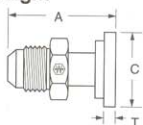
Plating: Zinc, Yellow Dichromate finish.

Pressure: Code 62 – 5000 PSI working pressure.

Label Set: FS-300

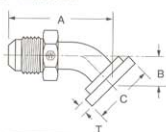
Note: See page 223 for hydraulic o-ring assortment.

Straight



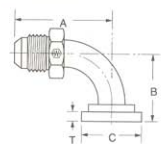
Tube Size	Code 62 Flange Size	Catalog Number	A	Dia. C	T	Thread Size
1/2	1/2	60008	2.32	1.25	.305	3/4-16
3/4	3/4	60012	2.64	1.62	.345	1 1/16-12
1	1	60016	3.44	1.88	.375	1 5/16-12
1-1/4	1-1/4	60020	3.97	2.12	.405	1 5/8-12
1-1/2	1-1/2	60024	4.97	2.50	.495	1 7/8-12
2	2	60032	5.22	3.12	.495	2 1/2-12

45° Elbow



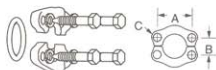
Tube Size	Code 62 Flange Size	Catalog Number	A	B	Dia. C	T	Thread Size
1/2	1/2	64508	2.12	1.10	1.25	.305	3/4-16
3/4	3/4	64512	2.56	1.32	1.62	.345	1 1/16-12
1	1	64516	3.34	1.43	1.88	.375	1 5/16-12
1-1/4	1-1/4	64520	3.49	1.87	2.12	.405	1 5/8-12
1-1/2	1-1/2	64524	6.31	3.07	2.50	.495	1 7/8-12
2	2	64532	8.19	3.74	3.12	.495	2 1/2-12

90° Elbow



Tube Size	Code 62 Flange Size	Catalog Number	A	B	Dia. C	T	Thread Size
1/2	1/2	69008	1.57	2.11	1.25	.305	3/4-16
3/4	3/4	69012	1.93	2.56	1.62	.345	1 1/16-12
1	1	69016	2.35	2.90	1.88	.375	1 5/16-12
1-1/4	1-1/4	69020	2.91	3.46	2.12	.405	1 5/8-12
1-1/2	1-1/2	69024	5.44	6.53	2.50	.495	1 7/8-12
2	2	69032	7.38	8.22	3.12	.495	2 1/2-12

Split Flange Kits – SAE High Pressure Series (Code 62) SAE J518



Material: Buna-N 90 Durometer
Temperature Range: -40°F to +250°F
 (-40°C to +121°C)

Standard O-ring complies with SAE specifications SAE J515 Type CH (See page 138 for O-ring compound and application chart)

Included in kit.

Nominal Flange Size	Catalog Number Complete Kit	Flange Halves		Lock Washer	Bolt Torque Range Lb.-In.
		2 Req'd.	O-Ring		
1/2	SFK62-8	8x262	8x252	8x863	1.57 .72 5/16 175-225
3/4	SFK62-12	12x262	12x252	12x863	12x254 2.00 .94 13/32 300-400
1	SFK62-16	16x262	16x252	16x863	16x254 2.25 1.09 15/32 500-600
1-1/4	SFK62-20	20x262	20x252	20x863	20x254 2.63 1.25 17/32 750-900
1-1/2	SFK62-24	24x262	24x252	24x863	24x264 3.12 1.44 21/32 1400-1600
2	SFK62-32	32x262	32x252	32x863	32x264 3.81 1.75 25/32 2400-2600

Flanges conform to SAE J518.

Refer to safety information on page 1 & 2.



SAE Straight Thread O-Ring Boss Tapping and Counterboring Tools

These Weatherhead precision counterborer and tap tools are available in the full range of sizes. They provide the correct SAE contour and UNF-2B threads for proper containment of Weatherhead Flareless '7000' Series Ermeto® and Weatherhead Flare-Twin® straight-thread o-ring tube fittings.

Thread Tap Catalog No.	UNF-2B Thread Size of Thread Tap	Drill Size	For Fitting Size	For Tube O.D.	Counter-Borer Catalog No.
T-5002	5/16-24	I	2	1/8	T-5102
T-5003	3/8-24	O	3	3/16	T-5103
T-5004	7/16-20	W	4	1/4	T-5104
T-5005	1/2-20	29/64	5	5/16	T-5105
T-5006	9/16-18	1/2	6	3/8	T-5106
T-5008	3/4-16	11/16	8	1/2	T-5108
T-5010	7/8-14	51/64	10	5/8	T-5110
T-5012	1-1/16-12	31/32	12	3/4	T-5112
T-5014	1-3/16-12	1-3/32	14	7/8	T-5114
T-5016	1-5/16-12	1-7/32	16	1	T-5116
T-5020	1-5/8-12	1-17/32	20	1 1/4	T-5120
T-5024	1-7/8-12	1-25/32	24	1 1/2	T-5124
T-5032*	2-1/2-12	2-27/64	32	2	T-5132*

*Special order only.



RG-24 • Hydraulic O-Ring Assortment

Weatherhead's RG-24 is your solution to storing a useful inventory of hydraulic o-rings. This kit contains o-rings for Weatherhead's straight thread and FOR-SEAL® tube fitting applications as well as popular (code 61) split flange hydraulic applications. The RG-24 comes enclosed in a handy steel case with a carrying handle. Consider an RG-24 for an over-the-counter sales merchandiser or keep one in your equipment shop or maintenance trailer to prepare for those critical "got-to-have-it" applications.

Twenty-four individual compartments keep your hydraulic o-ring inventory separated by part number, and labelled illustrations on the inside of the assortment prevent the mix-up of o-rings. Compact, organized and reasonably priced, if you specialize in hydraulic applications which call for o-rings - we've got your number - RG-24.

RG-24 • O-Ring Assortment Contents

Part Number	Split Flange Quantity	Part Number	FOR-SEAL® Quantity	Part Number	Straight Thr. Quantity
8x252	12	4629x4	12	7629x4	12
12x252	12	4629x6	12	7629x5	12
16x252	12	4629x8	12	7629x6	12
20x252	12	4629x10	12	7629x8	12
24x252	12	4629x12	12	7629x10	12
32x252	12	4629x16	12	7629x12	12
		4629x20	12	7629x16	12
		4629x24	12	7629x20	12
				7629x24	12
				7629x32	12

O-rings conform to SAE J515 Type CH.