

Adapter Used With Standard JIC Female Swivel End (SAE Code 61)

Weatherhead® split flange adapter eliminates the need for special hose ends. Interconnect pumps and valves with SAE flange outlets using low cost standard hose assemblies to replace equipment hose assembly.

Material: Low carbon steel.

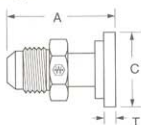
Plating: Zinc, Yellow Dichromate finish.

Pressure: Code 61 – 3000 PSI working pressure (32 sizes 2500 PSI W.P.).

Label Set: FS-300

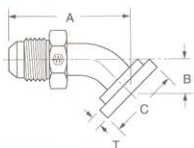
Note: See page 223 for hydraulic o-ring assortment

Straight



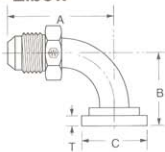
Tube Size	Code 61 Flange Size	Catalog Number	A	Di. C	T	Thread Size
1/2	1/2	50008	2.66	1.188	.265	3/4-16
1/2	3/4	50008x12	2.72	1.500	.265	3/4-16
3/4	3/4	50012	2.62	1.500	.265	1 1/16-12
1	1	50016	2.74	1.750	.315	1 5/16-12
1	1-1/4	50016x20	2.74	2.000	.315	1 5/16-12
1-1/4	1	50020x16	2.80	1.750	.315	1 5/8-12
1-1/4	1-1/4	50020	3.27	2.000	.315	1 5/8-12
1-1/2	1-1/2	50024	3.42	2.375	.315	1 7/8-12
2	2	50032	4.24	2.812	.375	2 1/2-12

45° Elbow



Tube Size	Code 61 Flange Size	Catalog Number	A	B	Di. C	T	Thread Size
1/2	1/2	54508	2.91	.78	1.188	.265	3/4-16
1/2	3/4	54508x12	2.93	.84	1.500	.265	3/4-16
3/4	3/4	54512	3.28	1.03	1.500	.265	1 1/16-12
1	1	54516	3.61	1.06	1.750	.315	1 5/16-12
1	1-1/4	54516x20	3.61	1.06	2.000	.315	1 5/16-12
1-1/4	1	54520x16	3.67	1.06	1.750	.315	1 5/8-12
1-1/4	1-1/4	54520	3.36	1.15	2.000	.315	1 5/8-12
1-1/2	1-1/2	54524	4.61	1.41	2.375	.315	1 7/8-12
2	2	54532	6.28	2.00	2.812	.375	2 1/2-12

90° Elbow



Tube Size	Code 61 Flange Size	Catalog Number	A	B	Di. C	T	Thread Size
1/2	1/2	59008	2.54	1.63	1.188	.265	3/4-16
1/2	3/4	59008x12	2.54	1.69	1.500	.265	3/4-16
3/4	3/4	59012	2.79	2.19	1.500	.265	1 1/16-12
1	1	59016	3.61	2.38	1.750	.315	1 5/16-12
1	1-1/4	59016x20	3.61	2.38	2.000	.315	1 5/16-12
1-1/4	1	59020x16	3.66	2.38	1.750	.315	1 5/8-12
1-1/4	1-1/4	59020	3.52	2.62	2.000	.315	1 5/8-12
1-1/2	1-1/2	59024	4.32	3.12	2.375	.315	1 7/8-12
2	2	59032	5.95	4.50	2.812	.375	2 1/2-12

Split Flange Kits – SAE Standard Pressure Series (Code 61) SAE J518



Material: Buna-N 90 Durometer

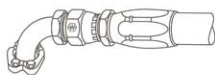
Temperature Range: -40°F to +250°F (-40°C to +121°C)

Standard O-ring complies with SAE specifications SAE J515 Type CH (See page 138 for O-ring compound and application chart)

Included in kit.

Nominal Flange Size	Catalog Number Complete Kit	Flange Halves 2 Req'd.	Included in kit.				A	B	C	Bolt Torque Range Lb.-in.
			O-Ring	Bolts	Lock Washer	Lock Washer				
1/2	SFK-08	8x251	8x252	8x853	8x254	1.50	.69	11/32	175-225	
3/4	SFK-12	12x251	12x252	12x853	12x254	1.88	.88	13/32	250-350	
1	SFK-16	16x251	16x252	16x853	16x254	2.06	1.03	13/32	325-425	
1-1/4	SFK-20	20x251	20x252	20x853	20x254	2.31	1.19	15/32	425-550	
1-1/2	SFK-24	24x251	24x252	24x853	24x254	2.75	1.41	17/32	550-700	
2	SFK-32	32x251	32x252	24x853	24x254	3.06	1.69	17/32	650-800	

Flanges conform to SAE J518.



Adapter Used With Standard JIC Female Swivel End (SAE Code 62)

Weatherhead® split flange adapter eliminates the need for special hose ends. Interconnect pumps and valves with SAE flange outlets using low cost standard hose assemblies to replace original equipment hose assembly.

Material: AISI/SAE 12L14 carbon steel.

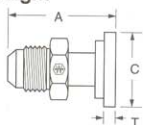
Plating: Zinc, Yellow Dichromate finish.

Pressure: Code 62 – 5000 PSI working pressure.

Label Set: FS-300

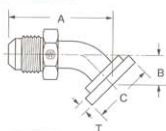
Note: See page 223 for hydraulic o-ring assortment.

Straight



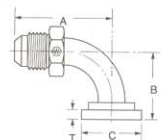
Tube Size	Code 62 Flange Size	Catalog Number	A	Dia. C	T	Thread Size
1/2	1/2	60008	2.32	1.25	.305	3/4-16
3/4	3/4	60012	2.64	1.62	.345	1 1/16-12
1	1	60016	3.44	1.88	.375	1 5/16-12
1-1/4	1-1/4	60020	3.97	2.12	.405	1 5/8-12
1-1/2	1-1/2	60024	4.97	2.50	.495	1 7/8-12
2	2	60032	5.22	3.12	.495	2 1/2-12

45° Elbow



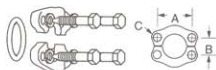
Tube Size	Code 62 Flange Size	Catalog Number	A	B	Dia. C	T	Thread Size
1/2	1/2	64508	2.12	1.10	1.25	.305	3/4-16
3/4	3/4	64512	2.56	1.32	1.62	.345	1 1/16-12
1	1	64516	3.34	1.43	1.88	.375	1 5/16-12
1-1/4	1-1/4	64520	3.49	1.87	2.12	.405	1 5/8-12
1-1/2	1-1/2	64524	6.31	3.07	2.50	.495	1 7/8-12
2	2	64532	8.19	3.74	3.12	.495	2 1/2-12

90° Elbow



Tube Size	Code 62 Flange Size	Catalog Number	A	B	Dia. C	T	Thread Size
1/2	1/2	69008	1.57	2.11	1.25	.305	3/4-16
3/4	3/4	69012	1.93	2.56	1.62	.345	1 1/16-12
1	1	69016	2.35	2.90	1.88	.375	1 5/16-12
1-1/4	1-1/4	69020	2.91	3.46	2.12	.405	1 5/8-12
1-1/2	1-1/2	69024	5.44	6.53	2.50	.495	1 7/8-12
2	2	69032	7.38	8.22	3.12	.495	2 1/2-12

Split Flange Kits – SAE High Pressure Series (Code 62) SAE J518



Material: Buna-N 90 Durometer
Temperature Range: -40°F to +250°F
 (-40°C to +121°C)

Standard O-ring complies with SAE specifications SAE J515 Type CH (See page 138 for O-ring compound and application chart)

Nominal Flange Size	Catalog Number Complete Kit	Included in kit.				A	B	C	Bolt Torque Range Lb.-In.
		Flange Halves 2 Req'd.	O-Ring	Bolts	Lock Washer				
1/2	SFK62-8	8x262	8x252	8x863	8x254	1.57	.72	5/16	175-225
3/4	SFK62-12	12x262	12x252	12x863	12x254	2.00	.94	13/32	300-400
1	SFK62-16	16x262	16x252	16x863	16x254	2.25	1.09	15/32	500-600
1-1/4	SFK62-20	20x262	20x252	20x863	20x254	2.63	1.25	17/32	750-900
1-1/2	SFK62-24	24x262	24x252	24x863	24x264	3.12	1.44	21/32	1400-1600
2	SFK62-32	32x262	32x252	32x863	32x264	3.81	1.75	25/32	2400-2600

Flanges conform to SAE J518.

 Refer to safety information on page 1 & 2.



 **WARNING:** Must be used in a well ventilated area!

T-560 • MAGNATORCH BRAZING MACHINE

The new Magnatorch Brazing Machine from Weatherhead is perfect for making large numbers of FOR-SEAL® Tube Fitting Assemblies. By providing 360 degree induction heating, the brazing process is fast, clean and flameless. A heavy duty cart is also provided with table top work area, vise, and storage drawer to make up a complete brazing station. The T-560 includes one each of the following:

Catalog Number	Qty.	Description
T-560-1	1	Magnatorch Power Source
T-560-2	1	Magnatorch Water System
T-560-3	1	Magnatorch Induction Torch
T-560-4	1	Magnatorch Power Cables
T-560-5	1	Magnatorch Heating Coil #1 (1-1/4 I.D.)
T-560-6	1	Magnatorch Heating Coil #2 (1-5/16 I.D.)
T-560-7	1	Magnatorch Heating Coil #3 (2-1/4 I.D.)
T-560-8	1	Magnatorch Torch Cart

LABEL SETS

for FC-16X, C-63X and C-632X Cabinets



Full assortment available. Each label contains catalog number, illustration, size data and color coding for quick, positive identification of parts. Labels slide easily into slots on drawers and dividers.

Catalog Number	Description
CL-16-1	Standard Brass Fittings for FC-16X cabinet.
CL-16-2	Air brake fittings for copper tubing. Use with FC-16X cabinet.
CL-16-3	Air brake fittings for nylon tubing. Use with FC-16X cabinet.
CL-434	Fuel Line Hose Fittings (series 057B).
CL-490	Standard brass fittings, drain and shut-off cocks includes Compression, SAE, Inverted and Pipe, and series 057B fuel line hose fittings.
CL-491	Air brake fittings for copper tubing.
CL-492	Hydraulic brake fittings.
CL-493	Barb-Tite® hose ends.
CL-494	Master Set - contains one each of CL-490, CL-491, CL-492, CL-493.
CL-496	Mini-Barb® fittings.
CL-497	Air brake fittings for nylon tubing.
CL-498	Polyline® fittings.
CL-499	Push>Connect
CL-500	Selfalign®
CL-501	Plastic Fittings
CL-502	Metric Adapters
CL-503	QCAB® Fittings

SELF-ADHESIVE LABEL SETS

for FH-15X and C-15X Cabinets



Labels are printed on self-adhesive stock for quick application. Each label contains an illustration of the part along with the catalog number and size information.

Catalog Number	Description
FS-100	Swivel Adapters
FS-200	JIC 37° Flare Twin Steel Adapters
FS-300	Split Flange Adapters, Split Flange Kits, O-Ring Port Adapters
FS-500	Barb-Tite® Hose Ends
FS-501	BL-456 Assortment Label Set
FS-800	Air brake fitting for copper tubing and 338 "B" Series Hose Ends
FS-900	Air brake fittings for nylon tubing
FS-1000	Mini-Barb® fittings
FS-1600	Flareless Ermelo® 7000 Series
FS-2000	Steel pipe fittings
FS-2100	Polyline® fittings
FS-2400	FOR-SEAL® Adapters
FS-3300	QCAB® Fittings
SH-53	Weatherhead envelope 6" x 4-1/2" (Qty 500)
W-8022	Standard brass fittings and drain-shut-off valves

PLASTIC BAGS



Weatherhead heavy-duty plastic bags for Weatherhead fittings come in sizes 5"x6", 6"x10", and 8"x12". The bags include convenient spaces for labeling.

Catalog Number	Description	Qty.
5x6 PB	Plastic Bag	100
6x10 PB	Plastic Bag	100
8x12 PB	Plastic Bag	100