

## Adapter Used With Standard JIC Female Swivel End (SAE Code 61)

Weatherhead® split flange adapter eliminates the need for special hose ends. Interconnect pumps and valves with SAE flange outlets using low cost standard hose assemblies to replace equipment hose assembly.

**Material:** Low carbon steel.

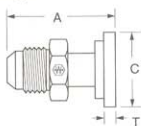
**Plating:** Zinc, Yellow Dichromate finish.

**Pressure:** Code 61 – 3000 PSI working pressure (32 sizes 2500 PSI W.P.).

**Label Set:** FS-300

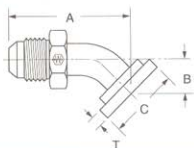
**Note:** See page 223 for hydraulic o-ring assortment

### Straight



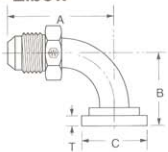
Tube Size	Code 61 Flange Size	Catalog Number	A	Dia. C	T	Thread Size
1/2	1/2	50008	2.66	1.188	.265	3/4-16
1/2	3/4	50008x12	2.72	1.500	.265	3/4-16
3/4	3/4	50012	2.62	1.500	.265	1 1/16-12
1	1	50016	2.74	1.750	.315	1 5/16-12
1	1-1/4	50016x20	2.74	2.000	.315	1 5/16-12
1-1/4	1	50020x16	2.80	1.750	.315	1 5/8-12
1-1/4	1-1/4	50020	3.27	2.000	.315	1 5/8-12
1-1/2	1-1/2	50024	3.42	2.375	.315	1 7/8-12
2	2	50032	4.24	2.812	.375	2 1/2-12

### 45° Elbow



Tube Size	Code 61 Flange Size	Catalog Number	A	B	Dia. C	T	Thread Size
1/2	1/2	54508	2.91	.78	1.188	.265	3/4-16
1/2	3/4	54508x12	2.93	.84	1.500	.265	3/4-16
3/4	3/4	54512	3.28	1.03	1.500	.265	1 1/16-12
1	1	54516	3.61	1.06	1.750	.315	1 5/16-12
1	1-1/4	54516x20	3.61	1.06	2.000	.315	1 5/16-12
1-1/4	1	54520x16	3.67	1.06	1.750	.315	1 5/8-12
1-1/4	1-1/4	54520	3.36	1.15	2.000	.315	1 5/8-12
1-1/2	1-1/2	54524	4.61	1.41	2.375	.315	1 7/8-12
2	2	54532	6.28	2.00	2.812	.375	2 1/2-12

### 90° Elbow



Tube Size	Code 61 Flange Size	Catalog Number	A	B	Dia. C	T	Thread Size
1/2	1/2	59008	2.54	1.63	1.188	.265	3/4-16
1/2	3/4	59008x12	2.54	1.69	1.500	.265	3/4-16
3/4	3/4	59012	2.79	2.19	1.500	.265	1 1/16-12
1	1	59016	3.61	2.38	1.750	.315	1 5/16-12
1	1-1/4	59016x20	3.61	2.38	2.000	.315	1 5/16-12
1-1/4	1	59020x16	3.66	2.38	1.750	.315	1 5/8-12
1-1/4	1-1/4	59020	3.52	2.62	2.000	.315	1 5/8-12
1-1/2	1-1/2	59024	4.32	3.12	2.375	.315	1 7/8-12
2	2	59032	5.95	4.50	2.812	.375	2 1/2-12

### Split Flange Kits – SAE Standard Pressure Series (Code 61) SAE J518



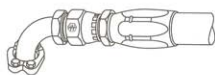
**Material:** Buna-N 90 Durometer  
**Temperature Range:** -40°F to +250°F  
 (-40°C to +121°C)

Standard O-ring complies with SAE specifications SAE J515 Type CH (See page 138 for O-ring compound and application chart)

Included in kit.

Nominal Flange Size	Catalog Number Complete Kit	Flange Halves 2 Req'd.	Included in kit.			A	B	C	Bolt Torque Range Lb.-in.
			O-Ring	Bolts	Lock Washer				
1/2	SFK-08	8x251	8x252	8x853	8x254	1.50	.69	11/32	175-225
3/4	SFK-12	12x251	12x252	12x853	12x254	1.88	.88	13/32	250-350
1	SFK-16	16x251	16x252	16x853	16x254	2.06	1.03	13/32	325-425
1-1/4	SFK-20	20x251	20x252	20x853	20x254	2.31	1.19	15/32	425-550
1-1/2	SFK-24	24x251	24x252	24x853	24x254	2.75	1.41	17/32	550-700
2	SFK-32	32x251	32x252	24x853	24x254	3.06	1.69	17/32	650-800

Flanges conform to SAE J518.



### Adapter Used With Standard JIC Female Swivel End (SAE Code 62)

Weatherhead® split flange adapter eliminates the need for special hose ends. Interconnect pumps and valves with SAE flange outlets using low cost standard hose assemblies to replace original equipment hose assembly.

**Material:** AISI/SAE 12L14 carbon steel.

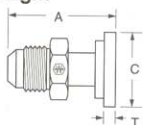
**Plating:** Zinc, Yellow Dichromate finish.

**Pressure:** Code 62 – 5000 PSI working pressure.

**Label Set:** FS-300

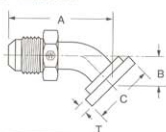
**Note:** See page 223 for hydraulic o-ring assortment.

#### Straight



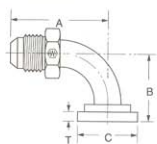
Tube Size	Code 62 Flange Size	Catalog Number	A	Dia. C	T	Thread Size
1/2	1/2	60008	2.32	1.25	.305	3/4-16
3/4	3/4	60012	2.64	1.62	.345	1 1/16-12
1	1	60016	3.44	1.88	.375	1 5/16-12
1-1/4	1-1/4	60020	3.97	2.12	.405	1 5/8-12
1-1/2	1-1/2	60024	4.97	2.50	.495	1 7/8-12
2	2	60032	5.22	3.12	.495	2 1/2-12

#### 45° Elbow



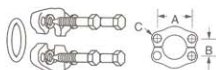
Tube Size	Code 62 Flange Size	Catalog Number	A	B	Dia. C	T	Thread Size
1/2	1/2	64508	2.12	1.10	1.25	.305	3/4-16
3/4	3/4	64512	2.56	1.32	1.62	.345	1 1/16-12
1	1	64516	3.34	1.43	1.88	.375	1 5/16-12
1-1/4	1-1/4	64520	3.49	1.87	2.12	.405	1 5/8-12
1-1/2	1-1/2	64524	6.31	3.07	2.50	.495	1 7/8-12
2	2	64532	8.19	3.74	3.12	.495	2 1/2-12

#### 90° Elbow



Tube Size	Code 62 Flange Size	Catalog Number	A	B	Dia. C	T	Thread Size
1/2	1/2	69008	1.57	2.11	1.25	.305	3/4-16
3/4	3/4	69012	1.93	2.56	1.62	.345	1 1/16-12
1	1	69016	2.35	2.90	1.88	.375	1 5/16-12
1-1/4	1-1/4	69020	2.91	3.46	2.12	.405	1 5/8-12
1-1/2	1-1/2	69024	5.44	6.53	2.50	.495	1 7/8-12
2	2	69032	7.38	8.22	3.12	.495	2 1/2-12

### Split Flange Kits – SAE High Pressure Series (Code 62) SAE J518



**Material:** Buna-N 90 Durometer  
**Temperature Range:** -40°F to +250°F  
 (-40°C to +121°C)

Standard O-ring complies with SAE specifications SAE J515 Type CH (See page 138 for O-ring compound and application chart)

Included in kit.

Nominal Flange Size	Catalog Number Complete Kit	Flange Halves		Lock Washer	Bolt Torque Range Lb.-In.				
		2 Req'd.	O-Ring						
1/2	SFK62-8	8x262	8x252	8x863	8x254	1.57	.72	5/16	175-225
3/4	SFK62-12	12x262	12x252	12x863	12x254	2.00	.94	13/32	300-400
1	SFK62-16	16x262	16x252	16x863	16x254	2.25	1.09	15/32	500-600
1-1/4	SFK62-20	20x262	20x252	20x863	20x254	2.63	1.25	17/32	750-900
1-1/2	SFK62-24	24x262	24x252	24x863	24x264	3.12	1.44	21/32	1400-1600
2	SFK62-32	32x262	32x252	32x863	32x264	3.81	1.75	25/32	2400-2600

Flanges conform to SAE J518.