

INVERTED FLARE

Tube Nut (Steel) <p>105x pg. 38</p>	Tube Nut (Brass) <p>100x pg. 38</p>	Plug (Steel) <p>131x pg. 38</p>	Tube Nut Long (Steel) <p>7896x pg. 38</p>	Union <p>252x pg. 38</p>	Adapter SAE 45° Flare to Inv. Flare <p>pg. 39</p>	Male Connector <p>202x pg. 39</p>
Female Connector <p>252x pg. 39</p>	Fuel Line Adapter <p>pg. 40</p>	45° Male Elbow <p>352x pg. 40</p>	Union Elbow <p>502x pg. 40</p>	Male Elbow <p>402x pg. 40</p>	Female Elbow <p>452x pg. 40</p>	Union Tee <p>702x pg. 41</p>
Male Run Tee <p>752x pg. 41</p>	Male Branch Tee <p>602x pg. 41</p>	Female Branch Tee <p>652x pg. 41</p>				





















POLYLINE® FLARELESS

Plastic Sleeve <p>1260x pg. 61</p>	Brass Sleeve <p>1260x-B pg. 61</p>	Brass Nut <p>1261x pg. 61</p>	Brass Nut Assy (w/Plastic Sleeve) <p>1261x-A pg. 62</p>	Brass Nut Assy (w/Brass Sleeve) <p>1261x-B pg. 62</p>	Brass Bulkhead Nut <p>1202x pg. 62</p>	Union <p>1262x pg. 62</p>
Male Connector <p>1268x pg. 62</p>	Female Connector <p>1266x pg. 63</p>	Bulkhead Union <p>1274x pg. 63</p>	Male Elbow <p>1269x pg. 63</p>	Female Elbow <p>1270x pg. 63</p>	Union Tee <p>1264x pg. 64</p>	Male Run Tee <p>1271x pg. 64</p>
Male Branch Tee <p>1272x pg. 64</p>						





GROUND PLUG & MULTIPLE SHUT-OFFS

Draincock <p>pg. 118</p>	Ground Plug Drain <p>pg. 118</p>	Compression Flareless 3-Way Shut-Off <p>pg. 118</p>	SAE 45° Flare Double <p>pg. 118</p>	SAE 45° Flare Straight-Away <p>pg. 119</p>	Compression Double <p>pg. 119</p>	Compression Straight-Away <p>pg. 119</p>
Male to Female Pipe <p>pg. 119</p>	Truck Shut-Off to Female Pipe <p>pg. 119</p>	Marine Shut-Off Male to Female Pipe <p>pg. 120</p>	Female Pipe <p>pg. 120</p>	3-Way Shut-Off <p>pg. 120</p>	3-Way Multiple Shut-Off <p>pg. 120</p>	4-Way Multiple Shut-Off <p>pg. 120</p>






















PUSH > CONNECT

Cartridge  Metric pg. 71 1611x pg. 66	Plug (Plastic)  Metric pg. 71 1129x pg. 66	Double Union  Metric pg. 71 1105x pg. 66	Reducer  Metric pg. 71 1109x pg. 66	Stem Adapter  Metric pg. 71 1180x pg. 67	Union  Metric pg. 71 1162x pg. 67	Bulkhead Union  Metric pg. 71 1174x pg. 67
Union "Y"  Metric pg. 72 1107x pg. 67	Male "Y"  Metric pg. 72 1108x pg. 68	Male Connector  Metric pg. 72 1168x pg. 68	Female Connector  Metric pg. 72 1166x pg. 68	Union Elbow  Metric pg. 73 1165x pg. 68	Swivel Male Elbow  Metric pg. 73 1169x-S pg. 69	Male Elbow  Metric pg. 73 1169x pg. 69
Union Tee  Metric pg. 73 1164x pg. 69	Male Run Tee Swivel  Metric pg. 74 1171x-S pg. 69	Male Branch Tee Swivel  Metric pg. 74 1172x-S pg. 70	Stud Manifolds  pg. 70	Banjos  pg. 70	Flow Controls  pg. 76	PUSH > CONNECT PLUS see pages 77 & 78.





















THREADED SLEEVE

Nut  6100x pg. 103	Male Connector  6200x pg. 103	Union  6300x pg. 103	Male Elbow  6400x pg. 103			
---	---	--	---	--	--	--
























QUICK > CONNECT AIR BRAKE

Encapsulated Cartridge  1861x pg. 85	Union  1862x pg. 85	Bulkhead Union  1874x pg. 85	Female Bulkhead Union  1873x pg. 85	Male Connector  1868x pg. 86	Female Connector  1866x pg. 86	Male Elbow 45°  1880x pg. 86
Swivel Male 45° Elbow  1880x-S pg. 87	Union Elbow  1865x pg. 87	Male Elbow 90°  1869x pg. 87	Male Elbow 90° Long  1869x-L pg. 87	Swivel Male 90° Elbow  1869x-S pg. 88	Female Elbow  1870x pg. 88	Union Tee  1864x pg. 88
Male Run Tee  1871x pg. 89	Swivel Male Run Tee  1871x-S pg. 89	Male Branch Tee  1872x pg. 89	Swivel Male Branch Tee  1872x-S pg. 90	Female Branch Tee  1877x pg. 90	Adapter Tee  1883x pg. 90	Pressure Plug  1829x pg. 90


















SAE 45° FLARE

Nut  1110x pg. 43	Long Nut  41x pg. 43	Cap  40x pg. 43	Plug  39x 48x pg. 43	Union  42x pg. 43	Male Connector  48x pg. 44	Female Connector  46x pg. 44
Male Ball Check Connector  43x pg. 44	45° Male Elbow  54x pg. 44	Fem 45° Flare Swivel to Male SAE 45° Elbow (Steel)  9154x pg. 45	AC Type Adapter  pg. 45	Adapter SAE 45° Flare to Inv. Flare  pg. 45	Union Elbow  55x pg. 45	Male Elbow  49x pg. 46
Female Elbow  50x pg. 46	90° Elbow 45° Female Swivel to SAE 45° (Steel)  9151x pg. 46	Union Tee  44x pg. 47	Male Run Tee  51x pg. 47	Male Branch Tee  45x pg. 47	Adapter Tee  56x pg. 47	





















PIPE

Cap  3129x pg. 105	Slotted Plug  3150x pg. 105	Square Head Plug  3151x pg. 105	Hex Head Plug  3152x pg.	Hex Socket Plug  3153x pg. 105	Adapter  3200x pg. 105	Bushing  3220x pg. 106
Union  3250x pg. 106	Coupling  3300x pg. 106	Reducer Coupling  3300x pg. 106	Restriction Pipe Adapter  pg. 106	Fuel Line Adapter  pg. 107	Hex Nipple  3325x pg. 107	Close Nipple  3326x pg. 107
Long Nipple  3331x pg. 107	Bulkhead Coupling (brass)  pg. 108	45° Street Elbow  3350x pg. 108	Street Elbow  3400x pg. 108	Elbow  3500x pg. 109	Male Branch Tee  3600x pg. 109	Tee  3700x pg. 109
Male Run Tee  3750x pg. 109	Cross  3950x pg. 109					















COMPRESSION & SELFALIGN FITTINGS

Tube Support For Plastic Tubing  2030x pg. 49 & 56	Sleeve  60x pg. 49 601x pg. 56	Nut  61x pg. 49 611x pg. 56	Long Nut  1611x pg. 50 & 56	Bulkhead Nut  0102x pg. 50 & 56	Union  62x pg. 50 621x pg. 57	Male Connector  68x pg. 50 681x pg. 57
Female Connector  66x pg. 51 661x pg. 57	Male Ball Check Connector  63x pg. 51 631x pg. 57	Bulkhead Union  74x pg. 51 741x pg. 58	Male Elbow  69x pg. 52 691x pg. 58	Union Elbow  65x pg. 52 651x pg. 58	Female Elbow  70x pg. 52 701x pg. 58	Union Tee  64x pg. 53 641x pg. 59
Male Run Tee  71x pg. 53 711x pg. 59	Male Branch Tee  72x pg. 53 721x pg. 59	Adapter Tee  76x pg. 53				

AIR BRAKE FITTINGS FOR COPPER TUBING

Sleeve  1360x pg. 98	Nut  1361x pg. 98	Union  1362x pg. 98	Male Connector  1368x pg. 98	Female Connector  1366x pg. 99	45° Male Elbow  1380x pg. 99	Union Elbow  1365x pg. 99
90° Male Elbow  1369x pg. 99	90° Male Elbow Long  1369x-L pg. 99	90° Female Elbow  1370x pg. 100	Union Tee  1364x pg. 100	Male Run Tee  1371x pg. 100	Male Branch Tee  1372x pg. 100	Adapter Tee  1382x pg. 100
Bulkhead Coupling (Brass)  pg. 101	Bulkhead Coupling (Brass)  pg. 101	Bulkhead Coupling (Brass)  pg. 101	Drain Cock  W15310 pg. 101	Shut-Off Valve  W2033L pg. 101	External Seat Draincock  145 pg. 101	

















AIR BRAKE FITTINGS FOR NYLON TUBING

Sleeve  1460x pg. 92	Nut  1461x pg. 92	Union  1462x pg. 92	Male Connector  1468x pg. 93	Female Connector  1466x pg. 93	Bulkhead Union  1474x pg. 93	45° Male Elbow  1480x pg. 93
Union Elbow  1465x pg. 94	90° Male Elbow  1469x pg. 94	90° Male Elbow Long  1469x-L pg. 94	90° Female Elbow  1470x pg. 94	Union Tee  1464x pg. 95	Male Branch Tee  1472x pg. 95	Female Branch Tee  1477x pg. 95

















AIR BRAKE FITTINGS FOR NYLON TUBING CONTINUED

Male Run Tee  1471x pg. 95	Adapter Tee  1482x pg. 96	Insert  1484x pg. 96	Gauge Ring  1485x pg. 96			
--	--	---	---	--	--	--













DRAINCOCKS

External Seat  pg. 114	External Seat  pg. 114	Internal Seat  pg. 114	Internal Seat (Long)  pg. 114	Internal Seat  pg. 115	Internal Seat Drain Valve  pg. 115	Air Vent  pg. 115
Angle Bib Drain  pg. 115	Angle Bib Drain  pg. 115	Hose to Pipe (Steel)  pg. 116	Hose to Pipe (Steel)  pg. 116	Pipe to Hose Shut-Off  pg. 116	Gasoline Shut-Off  pg. 116	Air Tank Drain Valve  pg. 116
Truck Valves  pg. 117	Plastic Drain Cocks  pg. 117					








































MINI-BARB®

Plug  1073x pg. 80	Solder Connector  1079x pg. 80	Union  1062x pg. 80	Male Connector  1068x pg. 80	Female Connector  1066x pg. 80	Compression Connector  1078x pg. 80	Bulkhead Compression Connector  1067x pg. 81
Bulkhead Union  1074x pg. 81	Union Elbow  1065x pg. 81	90° Male Elbow  1069x pg. 81	90° Female Elbow  1070x pg. 81	Union Tee  1064x pg. 82	Male Run Tee  1071x pg. 82	Male Branch Tee  1072x pg. 82
Female Branch Tee  1077x pg. 82	Adapter Tee  1075x pg. 82					



























NEEDLE VALVES

Compression Double  pg. 111	Compression Straight-Away  pg. 111	Compression Angle  pg. 111	Inverted Straight-Away  pg. 111	Male Pipe  pg. 112	Female to Male Pipe  pg. 112	Female Pipe  pg. 112
SAE 45° Flare Double  pg. 112	SAE 45° Flare Straight-Away  pg. 113	SAE 45° Flare Angle  pg. 113	Polyline Straight-Away  pg. 113	Polyline Angle  pg. 113		





























PIPE FITTINGS

Seal-Nut for Male Pipe Threads  C3059x pg. 140	Hex Socket Plug  C3169x pg. 140	Square Head Plug  C3179x pg. 140	Hex Head Plug  Stainless Steel No. 3171x C3159x pg. 140	Bushing  Stainless Steel No. 3121x C3109x pg. 141	Straight Thread O-Ring to Female Pipe Adapter  C3269x pg. 141	Adapter  Stainless Steel No. 3221x C3209x pg. 141
Female Straight Thread O-Ring to Male Pipe Adapter  C3239x pg. 142	Coupling  Stainless Steel No. 3309x C3309x pg. 142	Hex Nipple  Stainless Steel No. 3081x C3069x pg. 142	Male Connector  4205x pg. 142	Male Straight Thread O-Ring to Male Pipe Adapter  C3249x pg. 142	Bulkhead Coupling  W05465 pg. 143	Bulkhead Coupling  W05498 pg. 143
Bulkhead Coupling  W05730 pg. 143	45° Elbow  C3559x pg. 143	45° Elbow  TF3559x pg. 143	45° Street Elbow  Stainless Steel No. 3371x C3359x pg. 143	45° Street Elbow  TF3359x pg. 143	90° Elbow  Stainless Steel No. 3521x C3509x pg. 144	90° Elbow  TF3509x pg. 144
90° Street Elbow  Stainless Steel No. 3421x C3409x pg. 144	90° Street Elbow  TF3409x pg. 144	90° Straight Thread O-Ring Male Elbow  C3459x pg. 145	90° Straight Thread O-Ring Male Elbow  TF3459x pg. 145	90° Straight Thread O-Ring Male Elbow Long  C3469x pg. 145	90° Straight Thread O-Ring Male Elbow to Male Pipe  TF3569x pg. 145	90° Male Elbow  Stainless Steel No. 3541x C3529x pg. 146
90° Male Elbow  TF3529x pg. 146	Tee  Stainless Steel No. 3721x C3709x pg. 146	Tee  TF3709x pg. 146	Male Branch Tee  Stainless Steel No. 3621x C3609x pg. 146	Male Branch Tee  TF3609x pg. 146	Male Run Tee  Stainless Steel No. 3771x C3759x pg. 147	Male Run Tee  TF3759x pg. 147
Female Run Tee  TF3805x pg. 147	Cross  C3959x pg. 147	Cross  TF3959x pg. 147	Straight Thread O-Ring  7629x pg. 147			











































FOR-SEAL®

Tailpiece Silver Braze  4165x pg. 157	For-Seal® Cadmium Free Braze Ring  4640x pg. 157	Bulkhead Nut  4924x pg. 157	Nut  4105x pg. 157	Cap  4129x pg. 157	Plug  4229x pg. 158	Union  4305x pg. 158
Bulkhead Union  4325x pg. 158	Straight Thread O-Ring Connector  4315x pg. 158	Straight Thread O-Ring Extended Connector  4316x pg. 159	Male 37° Flare to Female For-Seal  4213x pg. 159	For-Seal Male to Ermeto Connector  4307x pg. 159	45° Male Elbow  4325x pg. 160	Straight Thread O-Ring Connector 45° Elbow  4365x pg. 160
45° Bulkhead Elbow  4375x pg. 160	Union 90°  4505x pg. 160	Bulkhead Union 90° Elbow  4525x pg. 161	90° Male Elbow  4405x pg. 161	Straight Thread O-Ring 90° Elbow  4515x pg. 161	90° Straight Thread Swivel  4535x pg. 162	Union Tee  4705x pg. 162
Straight Thread Branch Tee  4715x pg. 162	Straight Thread Run Tee  4716x pg. 163	Bulkhead Run Tee  4726x pg. 163	Male For-Seal Cross  4929x pg. 163	O-Ring For-Seal  4629x pg. 163		



























JIC 37° FLARE-TWIN

Sleeve 3 Piece  Stainless Steel No. 5177x C5165x pg. 166	Sleeve 3 Piece Metric  C5165x pg. 166	Nut 3 Piece  Stainless Steel No. 5117x C5105x pg. 166	Nut 2 Piece (Short)  C5125x pg. 166	Nut 2 Piece  C5115x pg. 166	Bulkhead Nut  Stainless Steel No. 7936x C5924x pg. 167	Cap  Stainless Steel No. 5141x C5129x pg. 167
Plug  Stainless Steel No. 5241x C5229x pg. 167	Reducer  Stainless Steel No. 5027x C5015x pg. 167	Small Hex Union  Stainless Steel No. 5317x C5305x pg. 168	Large Hex Union  Stainless Steel No. 5318x C5306x pg. 168	Bulkhead Union  Stainless Steel No. 5337x C5325x pg. 168	Male Connector  Stainless Steel No. 5217x C5205x pg. 169	Female Connector  C5255x pg. 169
Female Bulkhead Connector  C5275x pg. 169	Male SAE (JIC) 37° Female For-Seal  4213x pg. 170	Straight Thread O-Ring Connector  Stainless Steel No. 5327x C5315x pg. 170	Straight Thread O-Ring Extended Connector  C5316x pg. 170	Adapter  C5880x pg. 171	Female SAE (JIC) 37° Swivel to Male Pipe Adapter  9100x pg. 171	Male SAE (JIC) 37° to Male Metric Stand Pipe  MC5019x pg. 171
Male SAE (JIC) 37° to O-Ring Port Adapter  41157x pg. 171	Female SAE (JIC) 37° Swivel to Male Straight Thread O-Ring  C5216x pg. 172	Female SAE (JIC) 37° Swivel to Female Pipe  C5256x pg. 172	45° Male Elbow  Stainless Steel No. 5367x C5355x pg. 172	45° Male Elbow  TF5355x pg. 172	Swivel Nut 45° Elbow  Stainless Steel No. 5368x C5356x pg. 173	Swivel Nut 45° Elbow  TF5356x pg. 173


















JIC 37° FLARE-TWIN cont.

45° Bulkhead Union Elbow  TF5375x pg. 173	Straight Thread O-Ring 45° Elbow  C5365x pg. 174	Straight Thread O-Ring 45° Elbow  TF5365x pg. 174	90° Union Elbow  Stainless Steel No. C5505x 5517x pg. 174	90° Union Elbow  TF5505x pg. 174	90° Male Elbow  Stainless Steel No. C5405x 5417x pg. 175	90° Male Elbow  TF5405x pg. 175
90° Male Elbow Long  C5425x pg. 176	90° Male Elbow Long  TF5425x pg. 176	90° Male Elbow Extra Long  TF5435x pg. 176	Bulkhead Union 90° Elbow  Stainless Steel No. C5525x 5537x pg. 176	Bulkhead Union 90° Elbow  TF5525x pg. 176	90° Female Elbow  Stainless Steel No. C5455x 5467x pg. 177	90° Female Elbow  TF5455x pg. 177
Swivel Nut 90° Elbow  Stainless Steel No. C5506x 5518x pg. 177	Swivel Nut 90° Elbow  TF5506x pg. 177	90° Male Pipe to SAE (JIC) 37° Swivel  TF5406x pg. 178	Straight Thread O-Ring 90° Elbow  Stainless Steel No. C5515x 5527x pg. 178	Straight Thread O-Ring 90° Elbow  TF5515x pg. 178	Straight Thread O-Ring 90° Elbow Long  TF5515x pg. 179	Straight Thread O-Ring 90° Elbow Extra Long  TF5515x pg. 179
Union Tee  Stainless Steel No. C5705x 5717x pg. 179	Union Tee  TF5705x pg. 179	Male Run Tee  Stainless Steel No. C5755x 5767x pg. 180	Male Run Tee  TF5755x pg. 180	Female Run Tee  TF5805x pg. 180	Swivel Nut Run Tee  Stainless Steel No. C5706x 5718x pg. 180	Swivel Nut Run Tee  TF5706x pg. 180
Bulkhead Run Tee  TF5726x C5726x pg. 181 pg. 181	Straight Thread O-Ring Run Tee  C5716x pg. 181	Straight Thread O-Ring Run Tee  TF5716x pg. 181	Male Branch Tee  Stainless Steel No. C5605x 5617x pg. 181	Male Branch Tee  TF5605x pg. 181	Female Branch Tee  Stainless Steel No. C5655x 5667x pg. 182	Female Branch Tee  TF5655x pg. 182
Swivel Nut Branch Tee  Stainless Steel No. C5707x 5719x pg. 182	Swivel Nut Branch Tee  TF5707xx pg. 182	Bulkhead Union Tee  Stainless Steel No. C5737x 5737x pg. 182	Straight Thread O-Ring Branch Tee  C5715x pg. 183	Straight Thread O-Ring Branch Tee  TF5715x pg. 183	Cross  Stainless Steel No. C5967x 5967x pg. 183	Straight Thread O-Ring  7629x pg. 183





























DIN/METRIC/BRITISH PIPE FITTINGS

<p>Metric Flareless Sleeve</p>  <p>7165x pg. 211</p>	<p>Metric Flareless Nut - Light Series</p>  <p>ML7105x pg. 211</p>	<p>Metric Flareless Nut - Heavy Series</p>  <p>MH7105x pg. 211</p>	<p>Male SAE 37° to 24° Metric Tube Seat (Light)</p>  <p>MC5206x pg. 212</p>	<p>Male SAE 37° to 24° Metric Tube Seat (Heavy)</p>  <p>MC5208x pg. 212</p>	<p>Male SAE (JIC) 37° to 60° Metric Tube Seat</p>  <p>MC5207x pg. 212</p>	<p>Male SAE 37° to Male Metric Stand Pipe</p>  <p>MC5019x pg. 212</p>
<p>Sleeve 3 Piece Metric</p>  <p>C5165x pg. 213</p>	<p>Male SAE 37° to Male Metric Straight Thread Connector</p>  <p>MC5315x pg. 213</p>	<p>Female SAE 37° Swivel to Male JIS Tapered Pipe Thread</p>  <p>M9700x pg. 214</p>	<p>Male SAE 37° to Male Metric 90° Straight Thread 90° Elbow</p>  <p>MC5515x pg. 214</p>	<p>Metric Retaining Ring</p>  <p>M7630x pg. 214</p>	<p>Metric O-Ring</p>  <p>M7629x pg. 214</p>	<p>Hex Head Plug</p>  <p>MC3159x pg. 215</p>
<p>Coupling</p>  <p>MC3309x pg. 215</p>	<p>Hex Nipple</p>  <p>MC3069x pg. 216</p>	<p>Male BSPT to Male SAE 37°</p>  <p>MC5205x pg. 216</p>	<p>BSPP Female to NPTF Male Adapter</p>  <p>1150x pg. 216</p>	<p>BSPP Male to NPTF Female Adapter</p>  <p>1100x pg. 217</p>	<p>Male BSPP to Male SAE 37°</p>  <p>MB5315x pg. 217</p>	<p>Female SAE 37° Swivel to Male BSPP</p>  <p>M9800x pg. 217</p>
<p>Female SAE 37° Swivel to Male BSPP</p>  <p>M9600x pg. 217</p>	<p>Male BSPT to Male SAE 37° Elbow</p>  <p>MC5405x pg. 218</p>	<p>Male BSPP to Male SAE 37° Elbow</p>  <p>MB5515x pg. 218</p>	<p>British Retaining Ring</p>  <p>MB7630x pg. 218</p>	<p>British O-Ring</p>  <p>MB7629x pg. 218</p>		

NPSM FEMALE SWIVEL ADAPTERS
















<p>Female Pipe Swivel to Male Pipe</p>  <p>9205x pg. 148</p>	<p>Fem. SAE 37° Swivel to Male Pipe</p>  <p>9100x pg. 148</p>	<p>Fem. Pipe Sw. to Fem. Pipe</p>  <p>9255x pg. 149</p>	<p>Male Straight Thread O-Ring to Fem. Pipe Swivel</p>  <p>9315x pg. 149</p>	<p>Female Pipe Swivel to Male Pipe 45° Elbow</p>  <p>9355x pg. 150</p>	<p>Female Pipe Swivel to Female Pipe 45° Elbow</p>  <p>9385x pg. 150</p>	<p>Female 45° Flare Swivel to Male SAE 45° Elbow</p>  <p>9154x pg. 150</p>
<p>Male Straight Thread O-Ring to Fem. Pipe Sw. 45° Elbow</p>  <p>9365x pg. 151</p>	<p>Female Pipe Swivel to Male Pipe 90° Elbow</p>  <p>9405x pg. 151</p>	<p>Fem. Pipe Sw. to Male Pipe 90° Elbow - Long</p>  <p>9405x pg. 151</p>	<p>Fem. Pipe Sw. to Fem. Pipe 90° Elbow</p>  <p>9455x pg. 152</p>	<p>90° Elbow 45° Female Swivel to SAE 45°</p>  <p>9151x pg. 152</p>	<p>Male Straight Thread O-Ring to Fem. Pipe Sw. 90° Elbow</p>  <p>9515x pg. 152</p>	<p>Male Pipe Swivel to Male Pipe Rigid 90° Elbow</p>  <p>9435x pg. 153</p>
<p>Female Pipe Swivel Tee</p>  <p>9705x pg. 153</p>	<p>Fem. Pipe Sw. to Male Pipe Branch Tee</p>  <p>9406x pg. 153</p>	<p>Fem. Pipe Sw. to Fem. Pipe Branch Tee</p>  <p>9456x pg. 153</p>				

FLARELESS – 7000 SERIES ERMETO®










Sleeve  Stainless Steel No. 7176x 7165x pg. 201	Sleeve - For Diesel Nut  8165x pg. 201	Nut  Stainless Steel No. 7117x 7105x pg. 201	Diesel Nut  8112x pg. 201	Bulkhead Nut  Stainless Steel No. 7936x 7924x pg. 201	Cap  Stainless Steel No. 7141x 7129x pg. 202	Plug  Stainless Steel No. 7241x 7229x pg. 202
Reducer  Stainless Steel No. 7027x 7015x pg. 202	Small Hex Union  Stainless Steel No. 7317x 7305x pg. 202	Large Hex Union  Stainless Steel No. 7318x 7306x pg. 202	Bulkhead Union  Stainless Steel No. 7337x 7325x pg. 203	Male Connector  Stainless Steel No. 7217x 7205x pg. 203	Female Connector  Stainless Steel No. 7267x 7255x pg. 203	Straight Thread O-Ring Connector  Stainless Steel No. 7327x 7315x pg. 203
45° Male Elbow  Stainless Steel No. 7367x 7355x pg. 204	90° Union Elbow  Stainless Steel No. 7517x 7505x pg. 204	90° Male Elbow  Stainless Steel No. 7417x 7405x pg. 204	90° Female Elbow  Stainless Steel No. 7467x 7455x pg. 204	Straight Thread O-Ring 90° Elbow  Stainless Steel No. 7527x 7515x pg. 205	Union Tee  Stainless Steel No. 7717x 7705x pg. 205	Male Run Tee  Stainless Steel No. 7767x 7755x pg. 205
Female Run Tee  7805x pg. 205	Straight Thread O-Ring Run Tee  Stainless Steel No. 7728x 7716x pg. 206	Male Branch Tee  Stainless Steel No. 7617x 7605x pg. 206	Female Branch Tee  Stainless Steel No. 7667x 7655x pg. 206	Straight Thread O-Ring Branch Tee  Stainless Steel No. 7727x 7715x pg. 207	Cross  Stainless Steel No. 7967x 7955x pg. 207	Straight Thread O-Ring  7629x pg. 207

NOTE: Straight Thread O-Ring Section pages 184-194.

Molded Compression Tube Fittings

Male Connector  1568x pg. 131	Union Connector  1562x pg. 132	Bulkhead Union  1574x pg. 131	Female Connector  1566x pg. 132	Male Elbow  1569x pg. 133	Female Elbow  1570x pg. 133	Union Elbow  1565x pg. 134
Male Branch Tee  1572x pg. 134	Union Tee  1564x pg. 134	Male Run Tee  1571x pg. 135	Compression Nut  1561x pg. 135	Insert  1584x pg. 135	Cap Nut  1529x pg. 136	Bulkhead Nut  1502x pg. 136
KYNAR Check Valve  1531x pg. 136						

Additional Plastic Fittings

Straight Connector  pg. 137	Restrictor Connector  pg. 137	Universal Connector  pg. 137	Elbow Connector  pg. 137	Universal Tee  pg. 137	3 Way Tee  pg. 137	Y Connector  pg. 137
4 Way Tee  pg. 137	5 Way Tee  pg. 137					