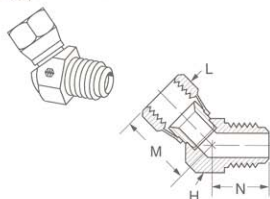


# SAE 45° Flare

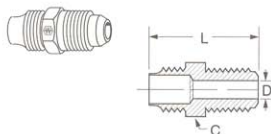
**Brass  
Fittings**

## 45° Elbow - Female 45° Flare Swivel to Male SAE 45° (Steel)



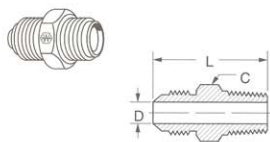
Tube O.D.	Catalog Number	M	N	Hex H	Hex L
3/8	9154x6x6	1.14	1.40	3/4	3/4
1/2	9154x8x8	1.04	1.76	1	7/8
5/8	9154x10x10	1.16	1.92	1-1/4	1

## AC Type Adapter



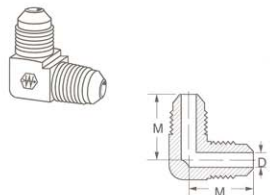
Tube Size	SAE Tube Size	Catalog Number	Hex C	D	L
1/4	1/4	1521	7/16	.188	1.094

## Adapter SAE 45° Flare to Inv. Flare



SAE Tube Size	Inverted Male	Catalog Number	Hex C	D	L
1/4	3/16	1518	7/16	.189	1.031
1/4	1/4	1522	7/16	.188	1.031
3/8	5/16	1553	5/8	.234	1.340
3/8	3/8	1563	5/8	.282	1.380
3/8	7/16	1554	11/16	.282	1.400

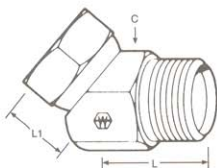
## 90° Union Elbow (Ref. SAE No. 010201)



Tube O.D.	Catalog Number	D	M
1/4	55x4*	.188	.86
5/16	55x5*	.219	.91
3/8	55x6*	.281	1.04
1/2	55x8	.406	1.20
5/8	55x10*	.500	1.41
3/4	55x12*	.625	1.64

## 45° Elbow - Female Pipe Swivel to Male Pipe

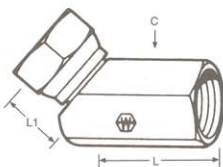
(Ref. SAE No. 140330)



NPSM Swivel Nut	Male Pipe Thread	Catalog Number	Hex C	L	L1
1/8-27	1/8-27	9355x2x2	9/16	.620	.500
1/4-18	1/8-27	9355x4x2	11/16	.660	.470
1/4-18	1/4-18	9355x4x4	11/16	1.020	.670
1/4-18	3/8-18	9355x4x6	7/8	1.060	.620
1/4-18	1/2-14	9355x4x8	1	1.380	.730
3/8-18	1/4-18	9355x6x4	7/8	1.000	.750
3/8-18	3/8-18	9355x6x6	7/8	1.060	.750
3/8-18	1/2-14	9355x6x8	1	1.060	.750
1/2-14	3/8-18	9355x8x6	1	1.310	.910
1/2-14	1/2-14	9355x8x8	1	1.310	.910
1/2-14	3/4-14	9355x8x12	1-1/4	1.31	.910
3/4-14	1/2-14	9355x12x8	1-1/4	1.500	1.000
3/4-14	3/4-14	9355x12x12	1-1/4	1.500	1.000
3/4-14	1-11-1/2	9355x12x16	1-1/2	1.500	1.030
1-11-1/2	3/4-14	9355x16x12	1-1/2	1.310	1.050
1-11-1/2	1-11-1/2	9355x16x16	1-1/2	1.500	1.060
1-11-1/2	1-1/4-11-1/2	9355x16x20	1-7/8	1.800	1.300
1-1/4-11-1/2	1-1/4-11-1/2	9355x20x20	1-7/8	1.750	1.250
1-1/2-11-1/2	1-1/2-11-1/2	9355x24x24	2-1/8	1.940	1.380
2-11-1/2	2-11-1/2	9355x32x32	2-5/8	2.000	1.500

## 45° Elbow - Female Pipe Swivel to Female Pipe

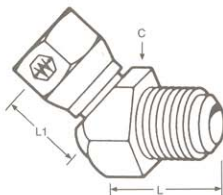
(Ref. SAE No. 140331)



NPSM Swivel Nut	Fem. Pipe Thread	Catalog Number	Hex C	L	L1
1/8-27	1/8-27	9385x2x2	1/2	.620	.500
1/4-18	1/4-18	9385x4x4	11/16	1.020	.670
1/4-18	3/8-18	9385x4x6	7/8	1.062	.625
3/8-18	3/8-18	9385x6x6	7/8	1.060	.750
3/8-18	1/2-14	9385x6x8	1	1.310	.750
1/2-14	1/2-14	9385x8x8	1	1.310	1.270
3/4-14	3/4-14	9385x12x12	1-1/4	1.500	1.000
3/4-14	1-11-1/2	9385x12x16	1-1/2	1.500	1.031
1-11-1/2	1-11-1/2	9385x16x16	1-1/2	1.500	1.000
1-1/4-11-1/2	1-1/4-11-1/2	9385x20x20	1-7/8	1.790	1.250
1-1/2-11-1/2	1-1/2-11-1/2	9385x24x24	2-1/8	1.940	1.380
2-11-1/2	2-11-1/2	9385x32x32	2-5/8	2.000	1.500

## 45° Elbow - Female SAE 45° Flare Swivel to Male SAE

(Steel)



Tube O.D.	Catalog Number	Hex C	L	L1
3/8	9154x6x6	3/4	1.400	.429
1/2	9154x8x8	1	1.760	.598
5/8	9154x10x10	1-1/4	1.920	.645

NOTE: C and L dimensions subject to change.