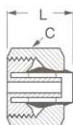


**Brass Nut/Brass Sleeve
Assembly**


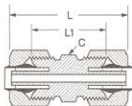
NOTE: 1/8" and 3/16" Nuts are flat Hex type

Tube O.D.	Catalog Number	Dia. C	L
1/4	1261x4B*	9/16	.43
3/8	1261x6B*	13/16	.49

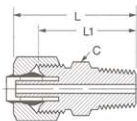
Brass Bulkhead Nut


For use with 1274x Bulkhead Unions, ref. pages 63 & 64.

Tube O.D.	Catalog Number	Hex C	L
1/8	1202x2*	5/16	.25
1/4	1202x4*	9/16	.19
5/16	1202x5*	5/8	.19
3/8	1202x6*	11/16	.19
1/2	1202x8*	7/8	.19

Union


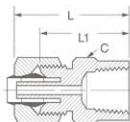
Tube O.D.	Catalog Number	Hex C	L	L1
1/8	1262x2*	5/16	—	.66
1/4	1262x4	3/8	1.00	.69
3/8	1262x6	1/2	1.03	.72
1/2	1262x8*	11/16	1.28	.84

Male Connector


Tube O.D.	Male Pipe Thread	Catalog Number	Hex C	L	L1
1/8	1/8	1268x2*	7/16	—	.78
3/16	1/8	1268x3*	7/16	—	.84
1/4	1/16	1268x4x1	7/16	.97	.81
1/4	1/8	1268x4	7/16	.97	.81
1/4	1/4	1268x4x4	9/16	1.15	1.00
1/4	3/8	1268x4x6*	11/16	1.18	1.03
5/16	1/8	1268x5*	7/16	.97	.81
5/16	1/4	1268x5x4*	9/16	1.16	1.00
3/8	1/8	1268x6x2	1/2	1.00	.84
3/8	1/4	1268x6	9/16	1.19	1.03
3/8	3/8	1268x6x6	11/16	1.19	1.03
1/2	1/4	1268x8x4*	11/16	1.31	1.09
1/2	3/8	1268x8	11/16	1.31	1.09
1/2	1/2	1268x8x8*	11/16	1.62	1.03

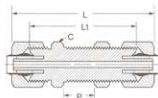
*10-32 Straight Thread

Female Connector



Tube O.D.	Fem. Pipe Thread	Catalog Number	Hex C	L	L1
1/8	1/8	1266x2	9/16	—	.75
1/4	1/8	1266x4	1/2	.87	.72
1/4	1/4	1266x4x4	5/8	1.09	.93
3/8	1/4	1266x6	5/8	1.09	.94

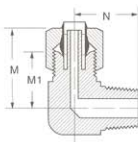
Bulkhead Union



Tube O.D.	Catalog Number	Hex C	L	L1	Max. P
1/4	1274x4*	9/16	1.56	1.25	.38
5/16	1274x5*	5/8	1.56	1.25	.38
3/8	1274x6*	11/16	1.68	1.38	.47
1/2	1274x8*	7/8	2.09	1.66	.63

For Bulkhead Nuts, ref. page 62.

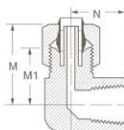
Male Elbow



Tube O.D.	Male Pipe Thread	Catalog Number	M	M1	N
3/16	1/8	1269x3*	—	.59	.66
1/4	1/16	1269x4x1	.75	.59	.72
1/4	1/8	1269x4	.75	.59	.72
1/4	1/4	1269x4x4	.81	.66	.94
1/4	1/4	1269x4x4L*	.81	.66	1.38
1/4	3/8	1269x4x6	.84	.69	1.08
5/16	1/8	1269x5*	.75	.59	.72
3/8	1/8	1269x6x2	.88	.66	.75
3/8	1/4	1269x6	.87	.72	1.00
3/8	3/8	1269x6x6	.87	.72	1.08
1/2	3/8	1269x8*	1.06	.84	1.12

*"L" Suffix designates long leg elbow

Female Elbow



Tube O.D.	Fem. Pipe Thread	Catalog Number	M	M1	N
1/4	1/8	1270x4	.87	.66	.56
1/4	1/4	1270x4x4	.96	.75	.69
5/16	1/8	1270x5*	.92	.66	.56
3/8	1/4	1270x6*	.86	.75	.69
1/2	3/8	1270x8*	1.19	.91	.94