



**Bite-to-the-Wire  
HYDRAULIC COUPLINGS**



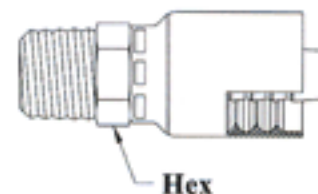
Bite to the Wire Hydraulic Hose ends for 100R1 thin cover (57MB-1, 56MB-1), 100R2 thin cover (57MB-2, 56MB-2), HY-PLUS I (HPI), II (HPII), & III (HPIII), and 100R17 (R17) hose. For 1-1/2 and 2 100R2 Thin Cover (57MB-2) see Bite to Wire Spiral Hose Couplings on pages 25C thru 29C. Grip-Crimp couplings can be crimped in virtually all adjustable crimp machines. Some non-adjustable crimp equipment can produce crimp dimensions within CSI's recommended crimp specification. (see pg 23C) Cross reference page 54M-55M

**Yellow Dichromate Finish**

**Grip-Crimp Series Reference Chart**

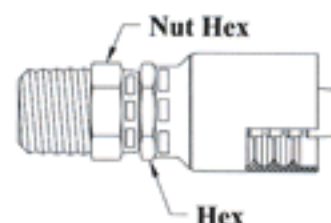
Series	Coupling Description	Page No.
GC01	NPTF Solid Male	15C
GC02	NPTF Solid Female	16C
GC03	Solid Female Grease Tap	16C
GC04	NPTF Swivel Male	15C
GC05	NPSM Swivel Female	16C
GC06	SAE 45° Solid Male	18C
GC07	SAE 45° Swivel Female	18C
GC08	JIC 37° Solid Male	16C
GC09	JIC 37° Swivel Female	17C
GC10	BSPP Swivel Female	21C
GC11	ORB Solid Male	18C
GC12	ORB Swivel Male	18C
GC13	Hose Splicer	19C
GC14	90° NPTF Swivel Male	16C
GC15	ORB 90° Swivel Male	19C
GC16	NPTF Swivel Female	16C
GC17	JIC 37° 90° Swivel Female	17C
GC18	Male Straight Inverted Flare	20C
GC19	45° Bend Male Inverted Flare	20C
GC20	90° Bend Male Inverted Flare	21C
GC21	Standpipe Coupling	19C
GC22	45° Bend SAE Swivel Female	18C
GC23	90° Bend SAE Swivel Female	18C
GC25	45° JIC/SAE Dual Seat Swivel Female	17C
GC26	90° JIC/SAE Dual Seat Swivel Female	17C
GC27	90° JIC/SAE Dual Seat Swivel Female (Long Drop)	18C
GC28	Tube Repair	19C
GC29	ORF Solid Male	19C
GC30	ORF Straight Tube Swivel Female	19C
GC31	45° ORF Swivel Female	20C
GC32	90° ORF Swivel Female	20C
GC33	90° ORF Swivel Female (Long Drop)	20C
GC34	90° ORF Swivel Female (Med Drop)	20C
GC35	BSPT Solid Male	21C
GC36	BSPP Solid Male	21C
GC37	DIN Universal Seat Female Swivel (Light)	22C
GC38	DIN 24 degree Seat Female Swivel (Heavy)	23C
GC39	Female Swivel 30 degree flare (Komatsu)	22C
GC40	JIS 30 degree flare Swivel Female	22C
GC41	DIN Universal Seat Female 45 degree Swivel (Light)	22C
GC43	BSPP Swivel Female 45 degree tube	22C
GC44	DIN Universal Seat Female 90 degree Swivel (Light)	23C
GC45	DIN 24 degree Seat Female 90 degree Swivel (Heavy)	23C
GC46	BSPP Swivel Female 90 degree tube	22C
GC47	Split Flange Straight	21C
GC50	Split Flange 45 degree tube	21C
GC53	Split Flange 90 degree tube	21C
GC66	Male DIN Solid 24° Seat (Light)	22C
GC67	Male DIN Solid 24° Seat (Heavy)	23C

**NPTF Male Solid**



Hose I.D.	Pipe Size	Thread Size	Hex Size	Part No.
1/4	1/8	1/8-27	5/8	GC01-4x2
1/4	1/4	1/4-18	5/8	GC01-4x4
1/4	3/8	3/8-18	3/4	GC01-4x6
1/4	1/2	1/2-14	7/8	GC01-4x8
3/8	1/4	1/4-18	3/4	GC01-6x4
3/8	3/8	3/8-18	3/4	GC01-6x6
3/8	1/2	1/2-14	7/8	GC01-6x8
1/2	3/8	3/8-18	7/8	GC01-8x6
1/2	1/2	1/2-14	7/8	GC01-8x8
1/2	3/4	3/4-14	1-1/8	GC01-8x12
5/8	1/2	1/2-14	15/16	GC01-10x8
5/8	3/4	3/4-14	1-1/8	GC01-10x12
3/4	1/2	1/2-14	1-1/8	GC01-12x8
3/4	3/4	3/4-14	1-1/8	GC01-12x12
3/4	1	1-11 1/2	1-3/8	GC01-12x16
1	3/4	3/4-14	1-3/8	GC01-16x12
1	1	1-11 1/2	1-3/8	GC01-16x16
1-1/4	1-1/4	1 1/4-11 1/2	1-11/16	GC01-20x20

**NPTF Swivel Male \***



Hose I.D.	Pipe Size	Thread Size	Hex Size	Nut Hex	Part No.
1/4	1/8	1/8-27	5/8	5/8	GC04-4x2
1/4	1/4	1/4-18	5/8	5/8	GC04-4x4
1/4	3/8	3/8-18	5/8	3/4	GC04-4x6
3/8	1/4	1/4-18	3/4	3/4	GC04-6x4
3/8	3/8	3/8-18	3/4	3/4	GC04-6x6
3/8	1/2	1/2-14	7/8	7/8	GC04-6x8
1/2	3/8	3/8-18	7/8	3/4	GC04-8x6
1/2	1/2	1/2-14	7/8	7/8	GC04-8x8
3/4	3/4	3/4-14	1-1/8	1-1/4	GC04-12x12
1	1	1-11 1/2	1-3/8	1-3/8	GC04-16x16

\* Note: Swivel for installation purposes only. Leakage may occur at low pressure.



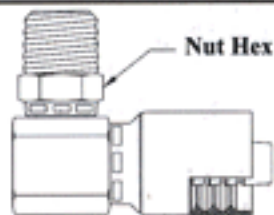
**Bite-to-the-Wire  
HYDRAULIC COUPLINGS**



Bite to the Wire Hydraulic Hose ends for 100R1 thin cover (57MB-1, 56MB-1), 100R2 thin cover (57MB-2, 56MB-2), HY-PLUS I (HPI), II (HPII), & III (HPIII), and 100R17 (R17) hose. For 1-1/2 and 2 100R2 Thin Cover (57MB-2) see Bite to Wire Spiral Hose Couplings on pages 25C thru 29C. Grip-Crimp couplings can be crimped in virtually all adjustable crimp machines. Some non-adjustable crimp equipment can produce crimp dimensions within CSI's recommended crimp specification. (see pg 23C)  
Cross reference page 54M-55M

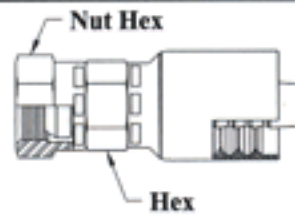
Yellow Dichromate Finish

**90° NPTF Male Swivel \***



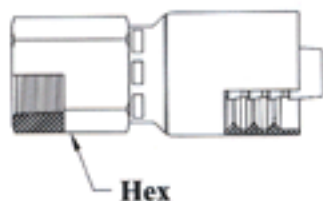
Hose I.D.	Pipe Size	Thread Size	Nut Hex	Part No.
1/4	1/4	1/4-18	5/8	GC14 4x4
3/8	3/8	3/8-18	3/4	GC14-6x6
3/8	1/2	1/2-14	7/8	GC14-6x8
1/2	1/2	1/2-14	7/8	GC14-8x8
3/4	3/4	3/4-14	1-1/4	GC14 12x12

**NPSM Swivel Female**



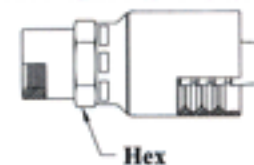
Hose I.D.	Pipe Size	Thread Size	Hex Size	Nut Hex	Part No.
1/4	1/4	1/4-18	5/8	11/16	GC05-4x4
3/8	3/8	3/8-18	3/4	7/8	GC05-6x6
3/8	1/2	1/2-14	7/8	1	GC05-6x8
1/2	1/2	1/2-14	7/8	1	GC05-8x8
3/4	3/4	3/4-14	1-1/8	1-1/4	GC05-12x12
1	1	1-11 1/2	1-3/8	1-1/2	GC05-16x16
1-1/4	1-1/4	1 1/4-11 1/2	1-11/16	1-7/8	GC05-20x20

**NPTF Solid Female**



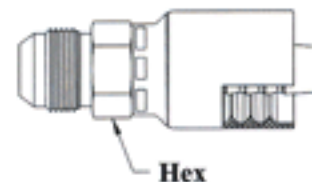
Hose I.D.	Pipe Size	Thread Size	Hex Size	Part No.
1/4	1/8	1/8-27	5/8	GC02-4x2
1/4	1/4	1/4-18	3/4	GC02-4x4
3/8	1/4	1/4-18	3/4	GC02-6x4
3/8	3/8	3/8-18	7/8	GC02-6x6
3/8	1/2	1/2-14	1	GC02-6x8
1/2	1/2	1/2-14	1	GC02-8x8
3/4	3/4	3/4-14	1-1/4	GC02-12x12

**1/2-27 Female Grease Tap**



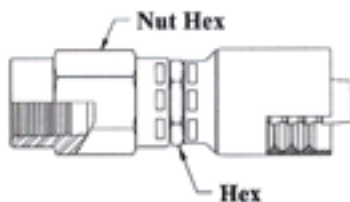
Hose I.D.	Thread Size	Hex Size	Part No.
1/4	1/2-27	3/4	GC03-4x8
3/8	1/2-27	3/4	GC03-6x8

**Male JIC 37° Solid**



Hose I.D.	Thread Size	Tube O.D.	Hex Size	Part No.
1/4	7/16x20	1/4	5/8	GC08-4x4
1/4	1/2x20	5/16	5/8	GC08-4x5
1/4	9/16x18	3/8	5/8	GC08-4x6
3/8	9/16x18	3/8	3/4	GC08-6x6
3/8	3/4x16	1/2	3/4	GC08-6x8
3/8	7/8x14	5/8	7/8	GC08-6x10
1/2	3/4x16	1/2	7/8	GC08-8x8
1/2	7/8x14	5/8	7/8	GC08-8x10
1/2	1-1/16x12	3/4	1-1/8	GC08-8x12
5/8	3/4x16	1/2	15/16	GC08-10x8
5/8	7/8x14	5/8	15/16	GC08-10x10
5/8	1-1/16x12	3/4	1-1/8	GC08-10x12
3/4	7/8x14	5/8	1-1/8	GC08-12x10
3/4	1-1/16x12	3/4	1-1/8	GC08-12x12
3/4	1-3/16x12	7/8	1-3/8	GC08-12x14
3/4	1-5/16x12	1	1-3/8	GC08-12x16
1	1-5/16x12	1	1-3/8	GC08-16x16
1-1/4	1-5/8x12	1-1/4	1-11/16	GC08-20x20

**NPTF Female Swivel \***



Hose I.D.	Pipe Size	Thread Size	Hex Size	Nut Hex	Part No.
1/4	1/4	1/4-18	5/8	3/4	GC16-4x4
3/8	3/8	3/8-18	3/4	7/8	GC16-6x6
1/2	1/2	1/2-14	7/8	1	GC16-8x8

\* Note: Swivel for installation purposes only. Leakage may occur at low pressure.



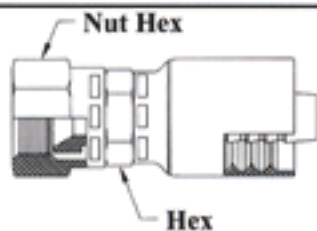
**Bite-to-the-Wire  
HYDRAULIC COUPLINGS**



Bite to the Wire Hydraulic Hose ends for 100R1 thin cover (57MB-1, 56MB-1), 100R2 thin cover (57MB-2, 56MB-2), HY-PLUS I (HPI), II (HPII), & III (HPIII), and 100R17 (R17) hose. For 1-1/2 and 2 100R2 Thin Cover (57MB-2) see Bite to Wire Spiral Hose Couplings on pages 25C thru 29C. Grip-Crimp couplings can be crimped in virtually all adjustable crimp machines. Some non-adjustable crimp equipment can produce crimp dimensions within CSI's recommended crimp specification. (see pg 23C)  
Cross reference page 54M-55M

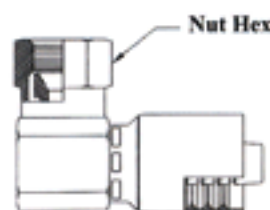
**Yellow Dichromate Finish**

**Female JIC 37° Swivel**



Hose I.D.	Thread Size	Tube O.D.	Hex Size	Nut Hex	Part No.
1/4	7/16x20	1/4	5/8	9/16	GC09-4x4
1/4	1/2x20	5/16	5/8	5/8	GC09-4x5
1/4	9/16x18	3/8	5/8	11/16	GC09-4x6
3/8	7/16x20	1/4	3/4	9/16	GC09-6x4
3/8	9/16x18	3/8	3/4	11/16	GC09-6x6
3/8	3/4x16	1/2	3/4	7/8	GC09-6x8
3/8	7/8x14	5/8	7/8	1	GC09-6x10
1/2	9/16x18	3/8	7/8	11/16	GC09-8x6
1/2	3/4x16	1/2	7/8	7/8	GC09-8x8
1/2	7/8x14	5/8	7/8	1	GC09-8x10
1/2	1-1/16x12	3/4	1-1/8	1-1/4	GC09-8x12
5/8	3/4x16	1/2	15/16	7/8	GC09-10x8
5/8	7/8x14	5/8	15/16	1	GC09-10x10
5/8	1-1/16x12	3/4	1-1/8	1-1/4	GC09-10x12
3/4	7/8x14	5/8	1-1/8	1	GC09-12x10
3/4	1-1/16x12	3/4	1-1/8	1-1/4	GC09-12x12
3/4	1-3/16x12	7/8	1-3/8	1-1/2	GC09-12x14
3/4	1-5/16x12	1	1-3/8	1-1/2	GC09-12x16
1	1-1/16x12	3/4	1-3/8	1-1/4	GC09-16x12
1	1-5/16x12	1	1-3/8	1-1/2	GC09-16x16
1	1-5/8x12	1-1/4	1-11/16	2	GC09-16x20
1-1/4	1-5/8x12	1-1/4	1-11/16	2	GC09-20x20

**90° Female JIC 37° Swivel**



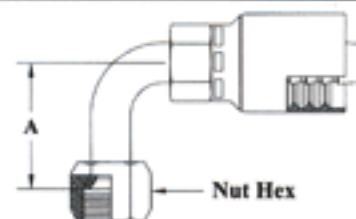
Hose I.D.	Thread Size	Tube O.D.	Nut Hex	Part No.
3/8	9/16x18	3/8	11/16	GC17-6x6
3/8	3/4x16	1/2	7/8	GC17-6x8
1/2	3/4x16	1/2	7/8	GC17-8x8
1/2	7/8x14	5/8	1	GC17-8x10

**45° Bend JIC/SAE  
Dual Seat Swivel Female**



Hose I.D.	Thread Size	Tube O.D.	A-Drop Inches	Nut Hex	Part No.
1/4	7/16x20	1/4	.467	9/16	GC25-4x4
1/4	1/2x20	5/16	.526	5/8	GC25-4x5
3/8	7/16x20	1/4	.470	9/16	GC25-6x4
3/8	1/2x20	5/16	.526	5/8	GC25-6x5
3/8	9/16x18	3/8	.588	11/16	GC25-6x6*
3/8	3/4x16	1/2	.713	7/8	GC25-6x8
1/2	3/4x16	1/2	.713	7/8	GC25-8x8
1/2	7/8x14	5/8	.839	1	GC25-8x10
5/8	7/8x14	5/8	.680	1	GC25-10x10
5/8	1-1/16x12	3/4	.780	1-1/4	GC25-10x12*
3/4	1-1/16x12	3/4	1.118	1-1/4	GC25-12x12*
1	1-5/16x12	1	1.146	1-1/2	GC25-16x16*

**90° Bend JIC/SAE  
Dual Seat Swivel Female**



Hose I.D.	Thread Size	Tube O.D.	A-Drop Inches	Nut Hex	Part No.
1/4	7/16x20	1/4	.810	9/16	GC26-4x4
1/4	1/2x20	5/16	1.000	5/8	GC26-4x5
1/4	9/16x18	3/8	1.125	11/16	GC26-4x6
3/8	7/16x20	1/4	.680	9/16	GC26-6x4
3/8	1/2x20	5/16	1.000	5/8	GC26-6x5
3/8	9/16x18	3/8	1.125	11/16	GC26-6x6*
3/8	3/4x16	1/2	1.375	7/8	GC26-6x8
1/2	3/4x16	1/2	1.375	7/8	GC26-8x8
1/2	7/8x14	5/8	1.625	1	GC26-8x10
5/8	7/8x14	5/8	1.230	1	GC26-10x10
5/8	1-1/16x12	3/4	2.312	1-1/4	GC26-10x12*
3/4	7/8x14	5/8	1.230	1	GC26-12x10
3/4	1-1/16x12	3/4	2.312	1-1/4	GC26-12x12*
1	1-5/16x12	1	2.656	1-1/2	GC26-16x16*
1-1/4	1-5/8x12	1-1/4	3.310	2	GC26-20x20

\* JIC Seat and thread only.

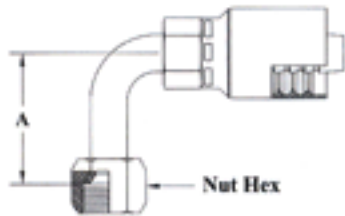


**Bite-to-the-Wire  
HYDRAULIC COUPLINGS**



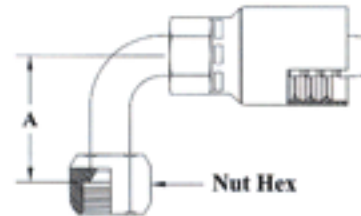
Bite to the Wire Hydraulic Hose ends for 100R1 thin cover (57MB-1, 56MB-1), 100R2 thin cover (57MB-2, 56MB-2), HY-PLUS I (HPI), II (HPII), & III (HPIII), and 100R17 (R17) hose. For 1-1/2 and 2 100R2 Thin Cover (57MB-2) see Bite to Wire Spiral Hose Couplings on pages 25C thru 29C. Grip-Crimp couplings can be crimped in virtually all adjustable crimp machines. Some non-adjustable crimp equipment can produce crimp dimensions within CSI's recommended crimp specification. (see pg 23C)  
Cross reference page 54M-55M  
**Yellow Dichromate Finish**

**90° Bend JIC/SAE  
Dual Seat Swivel Female  
Long Drop**



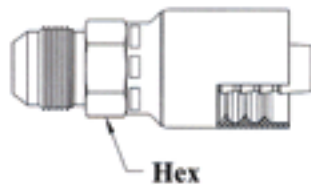
Hose I.D.	Thread Size	Tube O.D.	A-Drop Inches	Nut Hex	Part No.
1/4	7/16x20	1/4	1.80	9/16	GC27-4x4
1/4	9/16x18	3/8	2.18	11/16	GC27-4x6+
3/8	7/16x20	1/4	1.80	9/16	GC27-6x4
3/8	9/16x18	3/8	2.18	11/16	GC27-6x6+
1/2	3/4x16	1/2	2.43	7/8	GC27-8x8
1/2	7/8x14	5/8	2.57	1	GC27-8x10
3/4	1-1/16x12	3/4	3.73	1-1/4	GC27-12x12+
1	1-5/16x12	1	3.37	1-1/2	GC27-16x16+

**90° Bend SAE  
Swivel Female**



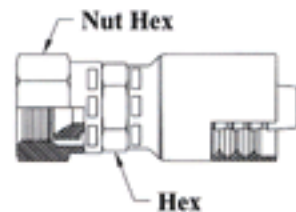
Hose I.D.	Thread Size	Tube O.D.	A-Drop Inches	Nut Hex	Part No.
3/8	5/8x18	3/8	1.125	3/4	GC23-6x6
3/8	5/8x18	3/8	2.180	3/4	GC23-6x6L

**Male SAE 45° Solid**



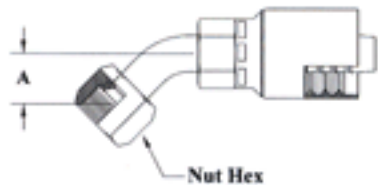
Hose I.D.	Thread Size	Tube O.D.	Hex Size	Part No.
3/8	5/8x18	3/8	3/4	GC06-6x6
3/4	1-1/16x14	3/4	1-1/8	GC06-12x12

**Female SAE 45° Swivel**



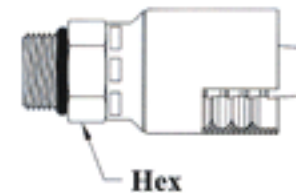
Hose I.D.	Thread Size	Tube O.D.	Hex Size	Nut Hex	Part No.
1/4	5/8x18	3/8	3/4	13/16	GC07-4x6
3/8	5/8x18	3/8	3/4	13/16	GC07-6x6
3/4	1-1/16x14	3/4	1-1/8	1-1/4	GC07-12x12

**45° Bend SAE  
Swivel Female**



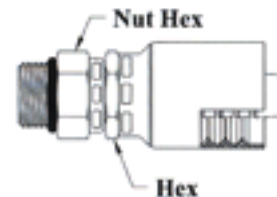
Hose I.D.	Thread Size	Tube O.D.	A-Drop Inches	Nut Hex	Part No.
3/8	5/8x18	3/8	.588	3/4	GC22-6x6

**ORB Male Solid**



Hose I.D.	Thread Size	Tube O.D.	Hex Size	Part No.
1/4	7/16x20	1/4	5/8	GC11-4x4
1/4	1/2x20	5/16	5/8	GC11-4x5
1/4	9/16x18	3/8	11/16	GC11-4x6
3/8	9/16x18	3/8	3/4	GC11-6x6
3/8	3/4x16	1/2	7/8	GC11-6x8
3/8	7/8x14	5/8	1	GC11-6x10
1/2	3/4x16	1/2	7/8	GC11-8x8
1/2	7/8x14	5/8	1	GC11-8x10
1/2	1-1/16x12	3/4	1-1/4	GC11-8x12
5/8	3/4x16	1/2	15/16	GC11-10x8
5/8	7/8x14	5/8	1	GC11-10x10
3/4	1-1/16x12	3/4	1-1/4	GC11-12x12
1	1-5/16x12	1	1-1/2	GC11-16x16

**ORB Swivel Male \***



Hose I.D.	Thread Size	Tube O.D.	Hex Size	Nut Hex	Part No.
1/4	7/16x20	1/4	5/8	5/8	GC12-4x4
3/8	9/16x18	3/8	3/4	7/8	GC12-6x6
3/8	3/4x16	1/2	3/4	7/8	GC12-6x8
1/2	3/4x16	1/2	7/8	7/8	GC12-8x8
1/2	7/8x14	5/8	7/8	1	GC12-8x10
3/4	1-1/16x12	3/4	1-1/8	1-1/4	GC12-12x12

\* Note: Swivel for installation purposes only.  
Leakage may occur at low pressure.  
+ JIC Seat and thread only



**Bite-to-the-Wire  
HYDRAULIC COUPLINGS**



Bite to the Wire Hydraulic Hose ends for 100R1 thin cover (57MB-1, 56MB-1), 100R2 thin cover (57MB-2, 56MB-2), HY-PLUS I (HPI), II (HPII), & III (HPIII), and 100R17 (R17) hose. For 1-1/2 and 2 100R2 Thin Cover (57MB-2) see Bite to Wire Spiral Hose Couplings on pages 25C thru 29C. Grip-Crimp couplings can be crimped in virtually all adjustable crimp machines. Some non-adjustable crimp equipment can produce crimp dimensions within CSI's recommended crimp specification. (see pg 23C)  
Cross reference page 54M-55M

Yellow Dichromate Finish

**90° ORB Male Swivel \***



Hose I.D.	Thread Size	Tube O.D.	Nut Hex	Part No.
3/8	9/16x18	3/8	7/8	GC15-6x6
3/8	3/4x16	1/2	7/8	GC15-6x8
1/2	3/4x16	1/2	7/8	GC15-8x8
1/2	7/8x14	5/8	1	GC15-8x10
3/4	1-1/16x12	3/4	1-1/4	GC15-12x12

**Standpipe Coupling**



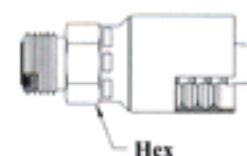
Hose I.D.	Tube Size	Tube Rise	Hex Size	Part No.
1/4	1/4	1.10	5/8	GC21-4x4
3/8	3/8	1.30	3/4	GC21-6x6
1/2	1/2	1.58	7/8	GC21-8x8
5/8	5/8	1.34	1	GC21-10x10
3/4	3/4	1.17	1-1/8	GC21-12x12
1	1	1.30	1-3/8	GC21-16x16

**Tube Repair Couplings**



Hose I.D.	Thread Size	Tube O.D.	Hex Size	Nut Hex	Part No.
1/4	7/16x20	1/4	5/8	9/16	GC28-4x4
1/4	1/2x20	5/16	5/8	5/8	GC28-4x5
3/8	1/2x20	5/16	3/4	5/8	GC28-6x5
3/8	9/16x18	3/8	3/4	11/16	GC28-6x6
3/8	3/4x16	1/2	3/4	7/8	GC28-6x8
1/2	3/4x16	1/2	7/8	7/8	GC28-8x8
1/2	7/8x14	5/8	7/8	15/16	GC28-8x10
3/4	1-1/16x12	3/4	1-1/8	1-1/4	GC28-12x12
1	1-5/16x12	1	1-3/8	1-1/2	GC28-16x16

**O-Ring Face Seal (ORF) Solid Male**



Hose I.D.	Thread Size	Tube O.D.	Hex Size	Part No.
1/4	9/16x18	1/4	5/8	GC29-4x4
3/8	11/16x16	3/8	3/4	GC29-6x6
3/8	13/16x16	1/2	7/8	GC29-6x8
1/2	13/16x16	1/2	7/8	GC29-8x8
1/2	1x14	5/8	1-1/16	GC29-8x10
5/8	1x14	5/8	1-1/16	GC29-10x10
5/8	1-3/16x12	3/4	1-1/4	GC29-10x12
3/4	1-3/16x12	3/4	1-1/4	GC29-12x12
1	1-7/16x12	1	1-1/2	GC29-16x16

Couplings are capped with O-ring included.

**Straight O-Ring Face Seal (ORF) Swivel Female**



Hose I.D.	Thread Size	Tube O.D.	Nut Hex	Part No.
1/4	9/16x18	1/4	11/16	GC30-4x4
1/4	11/16x16	3/8	7/8	GC30-4x6
1/4	13/16x16	1/2	1	GC30-4x8
3/8	9/16x18	1/4	11/16	GC30-6x4
3/8	11/16x16	3/8	7/8	GC30-6x6
3/8	13/16x16	1/2	1	GC30-6x8
1/2	11/16x16	3/8	7/8	GC30-8x6
1/2	13/16x16	1/2	1	GC30-8x8
1/2	1x14	5/8	1-1/4	GC30-8x10
5/8	1x14	5/8	1-1/4	GC30-10x10
5/8	1-3/16x12	3/4	1-3/8	GC30-10x12
3/4	1x14	5/8	1-1/4	GC30-12x10
3/4	1-3/16x12	3/4	1-3/8	GC30-12x12
3/4	1-7/16x12	1	1-5/8	GC30-12x16
1	1-7/16x12	1	1-5/8	GC30-16x16
1-1/4	1-11/16x12	1-1/4	1-7/8	GC30-20x20

For ORF O-Rings see page 10B.

**Nuts and Sleeves**

Tube Size	Nut Part No.	Sleeve Part No.
1/4	718x4	719x4
5/16	718x5	719x5
3/8	718x6	719x6
1/2	718x8	719x8
5/8	718x10	719x10
3/4	718x12	719x12
1	718x16	719x16

**Hose Splicer Coupling**



Hose I.D.	Part No.
1/4	GC13-4x4
3/8	GC13-6x6
1/2	GC13-8x8
3/4	GC13-12x12
1	GC13-16x16

\* Note: Swivel for installation purposes only. Leakage may occur at low pressure.



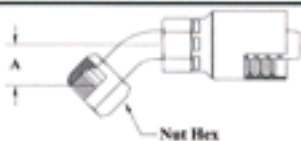
**Bite-to-the-Wire  
HYDRAULIC COUPLINGS**



Bite to the Wire Hydraulic Hose ends for 100R1 thin cover (57MB-1, 56MB-1), 100R2 thin cover (57MB-2, 56MB-2), HY-PLUS I (HPI), II (HPII), & III (HPIII), and 100R17 (R17) hose. For 1-1/2 and 2 100R2 Thin Cover (57MB-2) see Bite to Wire Spiral Hose Couplings on pages 25C thru 29C. Grip-Crimp couplings can be crimped in virtually all adjustable crimp machines. Some non-adjustable crimp equipment can produce crimp dimensions within CSI's recommended crimp specification. (see pg 23C)  
Cross reference page 54M-55M

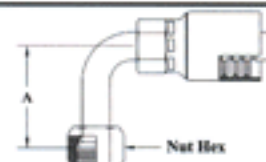
**Yellow Dichromate Finish**

45° Bend O-Ring Face Seal (ORF) Swivel Female



Hose I.D.	Thread Size	Tube O.D.	A-Drop Inches	Nut Hex	Part No.
1/4	9/16x18	1/4	.409	11/16	GC31-4x4
1/4	11/16x16	3/8	.480	13/16	GC31-4x6
3/8	11/16x16	3/8	.429	13/16	GC31-6x6
3/8	13/16x16	1/2	.600	15/16	GC31-6x8
1/2	11/16x16	3/8	.430	13/16	GC31-8x6
1/2	13/16x16	1/2	.590	15/16	GC31-8x8
1/2	1x14	5/8	.680	1-1/8	GC31-8x10
5/8	1x14	5/8	.680	1-1/8	GC31-10x10
3/4	1x14	5/8	.680	1-1/8	GC31-12x10
5/8	1-3/16x12	3/4	.831	1-3/8	GC31-10x12
3/4	1-3/16x12	3/4	.831	1-3/8	GC31-12x12
1	1-7/16x12	1	1.146	1-5/8	GC31-16x16
1-1/4	1-11/16x12	1-1/4	1.070	1-7/8	GC31-20x20

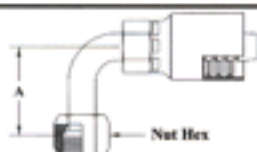
90° Bend O-Ring Face Seal (ORF) Swivel Female Long Drop



Hose I.D.	Thread Size	Tube O.D.	A-Drop Inches	Nut Hex	Part No.
1/4	9/16x18	1/4	1.799	11/16	GC33-4x4
1/4	11/16x16	3/8	2.130	13/16	GC33-4x6
3/8	11/16x16	3/8	2.130	13/16	GC33-6x6
3/8	13/16x16	1/2	2.512	15/16	GC33-6x8
1/2	13/16x16	1/2	2.512	15/16	GC33-8x8
1/2	1x14	5/8	2.760	1-1/8	GC33-8x10
5/8	1x14	5/8	2.760	1-1/8	GC33-10x10
3/4	1-3/16x12	3/4	3.779	1-3/8	GC33-12x12
1	1-7/16x12	1	4.500	1-5/8	GC33-16x16

For ORF O-Rings see page 10B.

90° Bend O-Ring Face Seal (ORF) Swivel Female



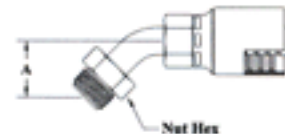
Hose I.D.	Thread Size	Tube O.D.	A-Drop Inches	Nut Hex	Part No.
1/4	9/16x18	1/4	.779	11/16	GC32-4x4
1/4	11/16x16	3/8	1.125	13/16	GC32-4x6
3/8	9/16x18	1/4	.780	11/16	GC32-6x4
3/8	11/16x16	3/8	.902	13/16	GC32-6x6
3/8	13/16x16	1/2	1.150	15/16	GC32-6x8
1/2	11/16x16	3/8	.900	13/16	GC32-8x6
1/2	13/16x16	1/2	1.150	15/16	GC32-8x8
1/2	1x14	5/8	1.270	1-1/8	GC32-8x10
5/8	1x14	5/8	1.270	1-1/8	GC32-10x10
5/8	1-3/16x12	3/4	1.882	1-3/8	GC32-10x12
3/4	1x14	5/8	1.270	1-1/8	GC32-12x10
3/4	1-3/16x12	3/4	1.882	1-3/8	GC32-12x12
1	1-7/16x12	1	2.500	1-5/8	GC32-16x16
1-1/4	1-11/16x12	1-1/4	2.510	1-7/8	GC32-20x20

Straight Inverted Flare



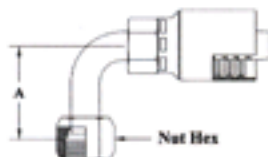
Hose I.D.	Thread Size	Tube O.D.	Nut Hex	Part No.
1/4	3/8x24	3/16	3/8	GC18-4x3
1/4	7/16x24	1/4	7/16	GC18-4x4
1/4	1/2x20	5/16	1/2	GC18-4x5
3/8	7/16x24	1/4	7/16	GC18-6x4
3/8	1/2x20	5/16	1/2	GC18-6x5
3/8	5/8x18	3/8	5/8	GC18-6x6
3/8	11/16x18	7/16	11/16	GC18-6x7
1/2	3/4x18	1/2	3/4	GC18-8x8

45° Bend Inverted Flare



Hose I.D.	Thread Size	Tube O.D.	A-Drop Inches	Nut Hex	Part No.
1/4	3/8x24	3/16	.690	3/8	GC19-4x3
1/4	7/16x24	1/4	1.075	7/16	GC19-4x4
1/4	1/2x20	5/16	1.100	1/2	GC19-4x5
3/8	7/16x24	1/4	.930	7/16	GC19-6x4
3/8	1/2x20	5/16	1.100	1/2	GC19-6x5
3/8	5/8x18	3/8	1.025	5/8	GC19-6x6
3/8	11/16x18	7/16	1.340	11/16	GC19-6x7
1/2	3/4x18	1/2	1.126	3/4	GC19-8x8

90° Bend O-Ring Face Seal (ORF) Swivel Female Medium Drop



Hose I.D.	Thread Size	Tube O.D.	A-Drop Inches	Nut Hex	Part No.
1/4	9/16x18	1/4	1.26	11/16	GC34-4x4
3/8	11/16x16	3/8	1.51	13/16	GC34-6x6
3/8	13/16x16	1/2	1.62	15/16	GC34-6x8
1/2	11/16x16	3/8	1.51	13/16	GC34-8x6
1/2	13/16x16	1/2	1.62	15/16	GC34-8x8
3/4	1-3/16x12	3/4	2.28	1-3/8	GC34-12x12
1	1-7/16x12	1	2.78	1-5/8	GC34-16x16
1-1/4	1-11/16x12	1-1/4	3.09	1-7/8	GC34-20x20



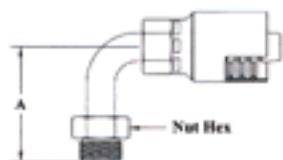
**Bite-to-the-Wire  
HYDRAULIC COUPLINGS**



Bite to the Wire Hydraulic Hose ends for 100R1 thin cover (57MB-1, 56MB-1), 100R2 thin cover (57MB-2, 56MB-2), HY-PLUS I (HPI), II (HPII), & III (HPIII), and 100R17 (R17) hose. For 1-1/2 and 2 100R2 Thin Cover (57MB-2) see Bite to Wire Spiral Hose Couplings on pages 25C thru 29C. Grip-Crimp couplings can be crimped in virtually all adjustable crimp machines. Some non-adjustable crimp equipment can produce crimp dimensions within CSI's recommended crimp specification. (see pg 23C)  
Cross reference page 54M-55M

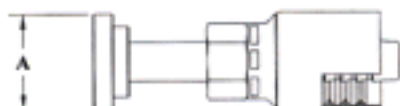
**Yellow Dichromate Finish**

**90° Bend Inverted Flare**



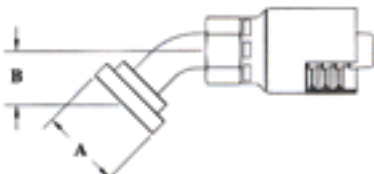
Hose I.D.	Thread Size	Tube O.D.	A-Drop Inches	Nut Hex	Part No.
1/4	3/8x24	3/16	1.060	3/8	GC20-4x3
1/4	7/16x24	1/4	1.230	7/16	GC20-4x4
1/4	1/2x20	5/16	1.375	1/2	GC20-4x5
3/8	7/16x24	1/4	1.360	7/16	GC20-6x4
3/8	1/2x20	5/16	1.375	1/2	GC20-6x5
3/8	5/8x18	3/8	1.625	5/8	GC20-6x6
3/8	11/16x18	7/16	1.970	11/16	GC20-6x7
1/2	3/4x18	1/2	2.200	3/4	GC20-8x8

**Split Flange (Code 61)  
Straight**



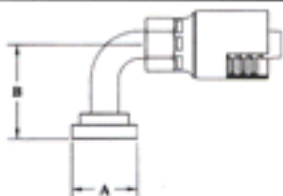
Hose I.D.	Flange Size	A-Dia. Inches	Part No.
1/2	1/2	1.19	GC47-8x8
3/4	3/4	1.50	GC47-12x12
3/4	1	1.75	GC47-12x16
1	1	1.75	GC47-16x16
1	1-1/4	2.00	GC47-16x20

**Split Flange (Code 61)  
45° Bend**



Hose I.D.	Flange Size	A-Dia. Inches	B Drop	Part No.
1/2	1/2	1.19	.78	GC50-8x8
3/4	3/4	1.50	1.00	GC50-12x12
3/4	1	1.75	1.00	GC50-12x16
1	1	1.75	1.12	GC50-16x16
1	1-1/4	2.00	1.12	GC50-16x20

**Split Flange (Code 61)  
90° Bend**



Hose I.D.	Flange Size	A-Dia. Inches	B Drop	Part No.
1/2	1/2	1.19	1.62	GC53-8x8
3/4	3/4	1.50	2.12	GC53-12x12
3/4	1	1.75	2.12	GC53-12x16
1	1	1.75	2.38	GC53-16x16
1	1-1/4	2.00	2.38	GC53-16x20

**Split Flange Kits  
(Code 61)**



Flange Size	A	B	C	Complete Kit No.	O-Ring Part No.
1/2	1.50	.69	11/32	SFK-8	8252
3/4	1.88	.88	13/32	SFK-12	12252
1	2.06	1.03	13/32	SFK-16	16252
1-1/4	2.31	1.19	15/32	SFK-20	20252
1-1/2	2.75	1.41	17/32	SFK-24	24252
2	3.06	1.69	17/32	SFK-32	32252

**British Standard Tapered  
Male Pipe (BSPT) Solid**



Hose I.D.	BSPT Size	Thread Size	Hex Size	Part No.
1/4	1/4	R-1/4-19	5/8	GC35-4x4
3/8	3/8	R-3/8-19	3/4	GC35-6x6
1/2	1/2	R-1/2-14	7/8	GC35-8x8
3/4	3/4	R-3/4-14	1-1/8	GC35-12x12

R. as part of thread size is ISO designation for tapered thread

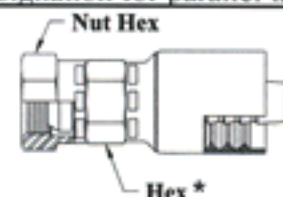
**British Standard Parallel 60°  
Male Pipe (BSPP) Solid**



Hose I.D.	BSPP Size	Thread Size	Hex Size	Part No.
1/4	1/4	G-1/4-19	11/16	GC36-4x4
3/8	3/8	G-3/8-19	3/4	GC36-6x6
3/8	1/2	G-1/2-14	1	GC36-6x8
1/2	3/8	G-3/8-19	7/8	GC36-8x6
1/2	1/2	G-1/2-14	1	GC36-8x8
3/4	3/4	G-3/4-14	1-1/8	GC36-12x12

G. as part of thread size is ISO designation for parallel thread

**British Standard (BSPP)  
Female Swivel 60° Conc**



Hose I.D.	BSPP Size	Thread Size	Hex Size	Nut Hex	Part No.
1/4	1/4	G-1/4-19	5/8	3/4	GC10-4x4
1/4	3/8	G-3/8-19	3/4	7/8	GC10-4x6
3/8	3/8	G-3/8-19	3/4	7/8	GC10-6x6
1/2	1/2	G-1/2-14	7/8	1	GC10-8x8
5/8	5/8	G-5/8-14	15/16	1-3/16	GC10-10x10
3/4	3/4	G-3/4-14	1-1/8	1-1/4	GC10-12x12
1	1	G-1-11	1-3/8	1-1/2	GC10-16x16
1-1/4	1-1/4	G-1-1/4-11	1-11/16	1-7/8	GC10-20x20

G. as part of thread size is ISO designation for parallel thread

\* Olive color



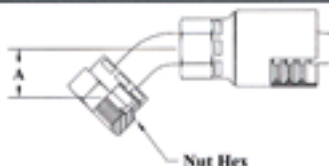
**Bite-to-the-Wire  
HYDRAULIC COUPLINGS**



Bite to the Wire Hydraulic Hose ends for 100R1 thin cover (57MB-1, 56MB-1), 100R2 thin cover (57MB-2, 56MB-2), HY-PLUS I (HPI), II (HPII), & III (HPIII), and 100R17 (R17) hose. For 1-1/2 and 2 100R2 Thin Cover (57MB-2) see Bite to Wire Spiral Hose Couplings on pages 25C thru 29C. Grip-Crimp couplings can be crimped in virtually all adjustable crimp machines. Some non-adjustable crimp equipment can produce crimp dimensions within CSI's recommended crimp specification. (see pg 23C) Cross reference page 54M-55M

**Yellow Dichromate Finish**

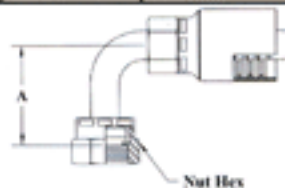
**British Standard (BSPP)  
Female Swivel 45° Bend**



Hose I.D.	BSPP Size	Thread Size	A-Drop Inches	Nut Hex	Part No.
1/4	1/4	G-1/4-19	.91	3/4	GC43-4x4
3/8	3/8	G-3/8-19	.90	7/8	GC43-6x6
1/2	1/2	G-1/2-14	.87	1	GC43-8x8
3/4	3/4	G-3/4-14	1.31	1-1/4	GC43-12x12

G. as part of thread size is ISO designation for parallel thread

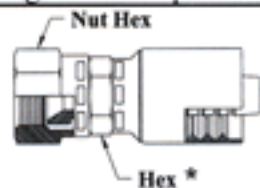
**British Standard (BSPP)  
Female Swivel 90° Bend**



Hose I.D.	BSPP Size	Thread Size	A-Drop Inches	Nut Hex	Part No.
1/4	1/4	G-1/4-19	1.50	3/4	GC46-4x4
3/8	3/8	G-3/8-19	1.60	7/8	GC46-6x6
1/2	1/2	G-1/2-14	1.89	1	GC46-8x8
5/8	5/8	G-5/8-14	1.83	1-3/16	GC46-10x10
3/4	3/4	G-3/4-14	2.49	1-1/4	GC46-12x12
1	1	G-1-11	2.98	1-1/2	GC46-16x16

G. as part of thread size is ISO designation for parallel thread

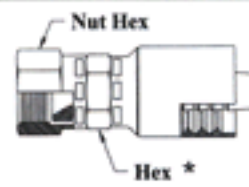
**Female JIS 30° Flare  
Parallel Pipe Swivel**



Hose I.D.	Tube Size	Thread Size	Hex Size	Nut Hex	Part No.
1/4	1/4	G-1/4-19	5/8	3/4	GC40-4x4
3/8	3/8	G-3/8-19	3/4	7/8	GC40-6x6
1/2	1/2	G-1/2-14	7/8	1-1/16	GC40-8x8
3/4	3/4	G-3/4-14	1-1/8	1-1/4	GC40-12x12
1	1	G-1-11	1-3/8	1-1/2	GC40-16x16

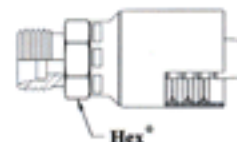
G. as part of thread size is ISO designation for parallel thread

**Female 30° Flare  
(Komatsu)**



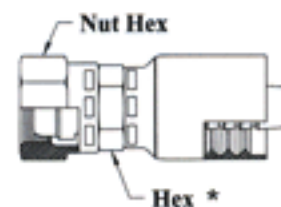
Hose I.D.	Thread Size	Hex Size	Nut Hex	Part No.
1/4	M14x1.5	5/8	3/4	GC39-4x14
3/8	M18x1.5	3/4	7/8	GC39-6x18
1/2	M22x1.5	7/8	1	GC39-8x22
5/8	M24x1.5	1	1-1/4	GC39-10x24
3/4	M30x1.5	1-1/8	1-3/8	GC39-12x30
1	M33x1.5	1-3/8	1-1/2	GC39-16x33
1-1/4	M36x1.5	1-11/16	1-7/8	GC39-20x36

**Male DIN Solid  
24° Seat (Light)**



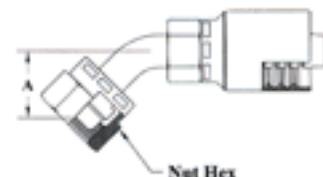
Hose I.D.	Thread Size	Tube O.D.	Hex Size	Part No.
1/4	M14x1.5	8mm	5/8	GC66-4x8
3/8	M16x1.5	10mm	3/4	GC66-6x10
3/8	M18x1.5	12mm	3/4	GC66-6x12
1/2	M22x1.5	15mm	7/8	GC66-8x15
3/4	M30x2.0	22mm	1-1/4	GC66-12x22

**Female Swivel DIN  
Universal Seat (Light)**



Hose I.D.	Tube Size	Thread Size	Hex Size	Nut Hex	Part No.
1/4	6mm	M12x1.5	5/8	11/16	GC37-4x6
1/4	8mm	M14x1.5	5/8	11/16	GC37-4x8
1/4	10mm	M16x1.5	5/8	3/4	GC37-4x10
3/8	10mm	M16x1.5	3/4	3/4	GC37-6x10
3/8	12mm	M18x1.5	3/4	7/8	GC37-6x12
1/2	15mm	M22x1.5	7/8	1-1/16	GC37-8x15
5/8	18mm	M26x1.5	15/16	1-1/4	GC37-10x18
3/4	22mm	M30x2.0	1-1/8	1-1/2	GC37-12x22
1	28mm	M36x2.0	1-3/8	1-7/8	GC37-16x28

**Female Swivel DIN  
Universal Seat (Light)  
45° Bend**



Hose I.D.	Tube Size	Thread Size	A-Drop Inches	Nut Hex	Part No.
1/4	8mm	M14x1.5	0.965	11/16	GC41-4x8
3/8	10mm	M16x1.5	0.960	3/4	GC41-6x10
1/2	15mm	M22x1.5	1.179	1-1/16	GC41-8x15
3/4	22mm	M30x2.0	1.408	1-1/2	GC41-12x22

\* Olive color





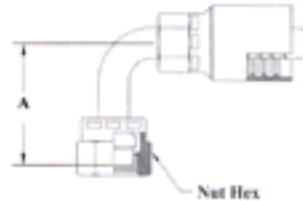
**Bite-to-the-Wire  
HYDRAULIC COUPLINGS**



Bite to the Wire Hydraulic Hose ends for 100R1 thin cover (57MB-1, 56MB-1), 100R2 thin cover (57MB-2, 56MB-2), HY-PLUS I (HPI), II (HPII), & III (HPIII), and 100R17 (R17) hose. For 1-1/2 and 2 100R2 Thin Cover (57MB-2) see Bite to Wire Spiral Hose Couplings on pages 25C thru 29C. Grip-Crimp couplings can be crimped in virtually all adjustable crimp machines. Some non-adjustable crimp equipment can produce crimp dimensions within CSI's recommended crimp specification. (see pg 23C)  
Cross reference page 54M-55M

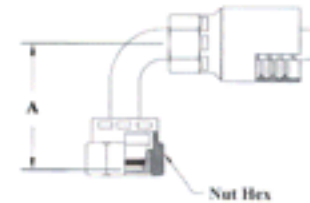
**Yellow Dichromate Finish**

**Female Swivel DIN  
Universal Seat (Light)  
90° Bend**



Hose I.D.	Tube Size	Thread Size	A-Drop Inches	Nut Hex	Part No.
1/4	8mm	M14x1.5	1.48	11/16	GC44-4x8
1/4	10mm	M16x1.5	1.65	3/4	GC44-4x10
3/8	10mm	M16x1.5	1.65	3/4	GC44-6x10
3/8	12mm	M18x1.5	1.65	7/8	GC44-6x12
1/2	15mm	M22x1.5	1.93	1-1/16	GC44-8x15
3/4	22mm	M30x2.0	2.59	1-1/2	GC44-12x22

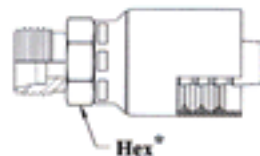
**Female Swivel DIN  
24° Seat (Heavy)  
90° Bend**



O-Ring Included

Hose I.D.	Tube Size	Thread Size	A-Drop Inches	Nut Hex	Part No.
3/8	12mm	M20x1.5	1.953	1	GC45-6x12
3/8	14mm	M22x1.5	2.073	1-1/16	GC45-6x14
1/2	16mm	M24x1.5	2.050	1-1/8	GC45-8x16

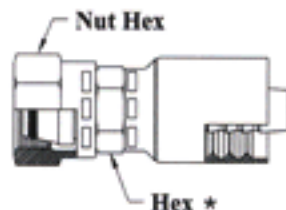
**Male DIN Solid  
24° Seat (Heavy)**



Hose I.D.	Thread Size	Tube O.D.	Hex Size	Part No.
1/4	M16x1.5	8mm	5/8	GC67-4x8
1/4	M18x1.5	10mm	11/16	GC67-4x10
3/8	M18x1.5	10mm	3/4	GC67-6x10
3/8	M20x1.5	12mm	13/16	GC67-6x12
1/2	M24x1.5	16mm	7/8	GC67-8x16

**Female Swivel DIN  
24° Seat (Heavy)**

O-Ring Included



Hose I.D.	Tube Size	Thread Size	Hex Size	Nut Hex	Part No.
1/4	8mm	M16x1.5	5/8	3/4	GC38-4x8
1/4	10mm	M18x1.5	5/8	7/8	GC38-4x10
3/8	10mm	M18x1.5	3/4	7/8	GC38-6x10
3/8	12mm	M20x1.5	3/4	1	GC38-6x12
3/8	14mm	M22x1.5	3/4	1-1/16	GC38-6x14
1/2	16mm	M24x1.5	7/8	1-1/8	GC38-8x16
5/8	20mm	M30x2.0	1-1/8	1-1/2	GC38-10x20
3/4	25mm	M36x2.0	1-3/8	1-7/8	GC38-12x25
1	30mm	M42x2.0	1-11/16	2	GC38-16x30

**Grip-Crimp Crimp Diameter Charts:**

Hose Description	Hose I.D.	Coupling Crimp O.D.
One Wire Braid 100R1AT (Thin Cover)	1/4	.655
	3/8	.835
	1/2	.955
	5/8	1.070
	3/4	1.255
1	1.600	
Two Wire Braid 100R2AT (Thin Cover)	1/4	.695
	3/8	.875
	1/2	.995
	5/8	1.110
	3/4	1.295
1	1.640	
1-1/4	2.020	
Hy-Plus I (One Wire)	1/4	.655
	3/8	.835
	1/2	.955
Hy-Plus II (Two Wire)	3/4	1.295
	1	1.640
Hy-Plus III (Two Wire)	1/4	.655
	3/8	.835
	1/2	.955
	5/8	1.070
	3/4	1.255
1	1.600	
Two Wire Braid 100R16	1/4	.655
	3/8	.835
	1/2	.955
	3/4	1.255
1	1.600	
Reduced OD One Wire Braid 100R17	1/4	.630
	3/8	.800
	1/2	.925
	5/8	1.070
	3/4	1.255
1	1.600	

\* Olive color