

# GW SERIES

Bite-to-the-Wire

100R12 Hydraulic No-Skive Couplings



Bite to the Wire Hose Ends for 100R12 Four Spiral (SP580 and RC12) and 100R2 Thin Cover (3/4 thru 2 ).

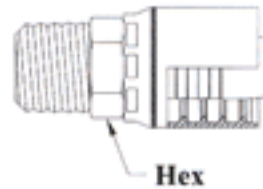
**No skive required.**

The GW Series Four Spiral Coupling is compatible with virtually all adjustable spiral crimp machines on the market. Check crimp O.D. carefully.

Cross reference page 56M-57M.

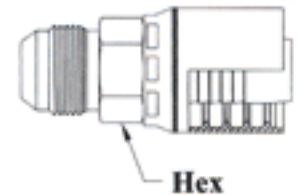
Yellow Dichromate Finish

## NPTF Male Solid



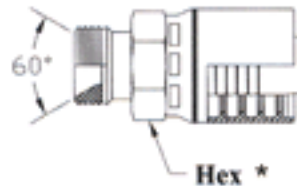
Hose I.D.	Pipe Size	Thread Size	Hex Size	Part No.
1/2	1/2	1/2-14	7/8	GW01 8x8
1/2	3/4	3/4-14	1-1/8	GW01 8x12
3/4	3/4	3/4-14	1-1/8	GW01 12x12
3/4	1	1-11 1/2	1-3/8	GW01 12x16
1	3/4	3/4-14	1-3/8	GW01 16x12
1	1	1-11 1/2	1-3/8	GW01 16x16
1-1/4	1-1/4	1 1/4-11 1/2	1-11/16	GW01 20x20
1-1/2	1-1/2	1 1/2-11 1/2	2-1/8	GW01 24x24
2	2	2-11 1/2	2-3/4	GW01 32x32

## Male JIC 37° Solid



Hose I.D.	Tube Size	Thread Size	Hex Size	Part No.
1/2	1/2	3/4x16	7/8	GW08 8x8
1/2	5/8	7/8x14	7/8	GW08 8x10
3/4	3/4	1-1/16x12	1-1/8	GW08 12x12
3/4	7/8	1-3/16x12	1-3/8	GW08 12x14
3/4	1	1-5/16x12	1-3/8	GW08 12x16
1	1	1-5/16x12	1-3/8	GW08 16x16
1-1/4	1-1/4	1-5/8x12	1-11/16	GW08 20x20

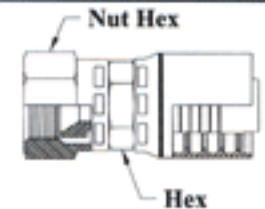
## British Standard Parallel 60° Male Pipe (BSPP) Solid



Hose I.D.	BSPP Size	Thread Size	Hex Size	Part No.
3/4	3/4	G-3/4-14	1-1/8	GW36 12x12

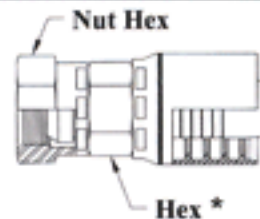
G. as part of thread size is ISO designation for parallel thread

## Female JIC 37° Swivel



Hose I.D.	Tube Size	Thread Size	Hex Size	Nut Hex	Part No.
1/2	3/8	9/16x18	7/8	11/16	GW09 8x6
1/2	1/2	3/4x16	7/8	7/8	GW09 8x8
1/2	5/8	7/8x14	7/8	1	GW09 8x10
1/2	3/4	1-1/16x12	1-1/8	1-1/4	GW09 8x12
3/4	3/4	1-1/16x12	1-1/8	1-1/4	GW09 12x12
3/4	7/8	1-3/16x12	1-1/4	1-1/2	GW09 12x14
3/4	1	1-5/16x12	1-3/8	1-1/2	GW09 12x16
1	3/4	1-1/16x12	1-3/8	1-1/4	GW09 16x12
1	1	1-5/16x12	1-3/8	1-1/2	GW09 16x16
1	1-1/4	1-5/8x12	1-11/16	2	GW09 16x20
1-1/4	1-1/4	1-5/8x12	1-11/16	2	GW09 20x20
1-1/4	1-1/2	1-7/8x12	1-7/8	2-1/4	GW09 20x24
1-1/2	1-1/2	1-7/8x12	2-1/8	2-1/4	GW09 24x24
2	2	2-1/2x12	2-3/4	2-7/8	GW09 32x32

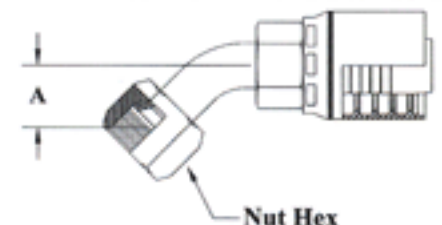
## British Standard (BSPP) Female Swivel



Hose I.D.	BSPP Size	Thread Size	Hex Size	Nut Hex	Part No.
1/2	1/2	G-1/2-14	7/8	1	GW10 8x8
3/4	3/4	G-3/4-14	1-1/8	1-1/4	GW10 12x12
1	1	G-1-11	1-3/8	1-1/2	GW10 16x16

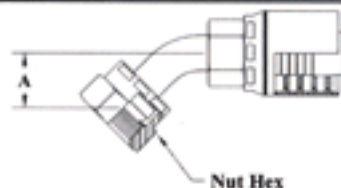
G. as part of thread size is ISO designation for parallel thread

## 45° Bend JIC 37° Swivel Female



Hose I.D.	Tube Size	Thread Size	A Drop	Nut Hex	Part No.
1/2	1/2	3/4x16	.713	7/8	GW25 8x8
1/2	5/8	7/8x14	.839	1	GW25 8x10
3/4	3/4	1-1/16x12	1.118	1-1/4	GW25 12x12
1	1	1-5/16x12	1.146	1-1/2	GW25 16x16

## British Standard (BSPP) Female Swivel 45° Bend



Hose I.D.	BSPP Size	Thread Size	A Drop	Nut Hex	Part No.
3/4	3/4	G-3/4-14	1.31	1-1/4	GW43 12x12

G. as part of thread size is ISO designation for parallel thread



# GW SERIES

Bite-to-the-Wire

100R12 Hydraulic No-Skive Couplings



Bite to the Wire Hose Ends for 100R12 Four Spiral (SP580 and RC12) and 100R2 Thin Cover (3/4 thru 2 ).

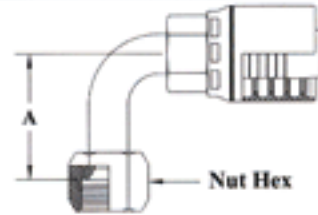
**No skive required.**

The GW Series Four Spiral Coupling is compatible with virtually all adjustable spiral crimp machines on the market. Check crimp O.D. carefully.

Cross reference page 56M-57M.

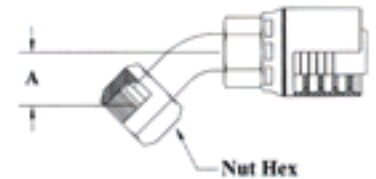
**Yellow Dichromate Finish**

## 90° Bend JIC 37° Swivel Female



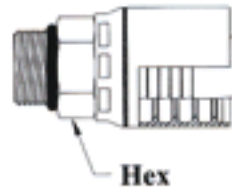
Hose I.D.	Tube Size	Thread Size	A Drop	Nut Hex	Part No.
1/2	1/2	3/4x16	1.375	7/8	GW26 8x8
1/2	5/8	7/8x14	1.625	1	GW26 8x10
3/4	3/4	1-1/16x12	2.312	1-1/4	GW26 12x12
1	1	1-5/16x12	2.656	1-1/2	GW26 16x16
1-1/4	1-1/4	1-5/8x12	3.31	2	GW26 20x20
1-1/2	1-1/2	1-7/8x12	3.95	2-1/4	GW26 24x24

## 45° Bend O-Ring Face Seal (ORF) Swivel Female



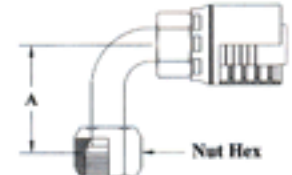
Hose I.D.	Tube Size	Thread Size	A Drop	Nut Hex	Part No.
1/2	1/2	13/16x16	.59	15/16	GW31 8x8
1/2	5/8	1x14	.68	1-1/8	GW31 8x10
3/4	3/4	1-3/16x12	.84	1-3/8	GW31 12x12
1	1	1-7/16x12	1.14	1-5/8	GW31 16x16
1-1/4	1-1/4	1-11/16x12	1.07	1-7/8	GW31 20x20

## ORB Male Solid



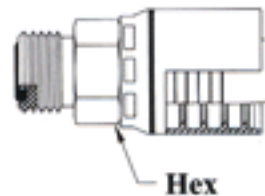
Hose I.D.	Tube Size	Thread Size	Hex Size	Part No.
3/4	3/4	1-1/16x12	1-1/8	GW11 12x12
1	1	1-5/16x12	1-1/2	GW11 16x16

## 90° Bend O-Ring Face Seal (ORF) Swivel Female



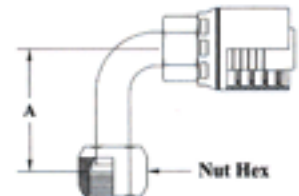
Hose I.D.	Tube Size	Thread Size	A Drop	Nut Hex	Part No.
1/2	1/2	13/16x16	1.15	15/16	GW32 8x8
1/2	5/8	1x14	1.27	1-1/8	GW32 8x10
3/4	5/8	1x14	1.27	1-1/8	GW32 12x10
3/4	3/4	1-3/16x12	1.88	1-3/8	GW32 12x12
1	1	1-7/16x12	2.50	1-5/8	GW32 16x16
1-1/4	1-1/4	1-11/16x12	2.51	1-7/8	GW32 20x20

## O-Ring Face Seal (ORF) Solid Male



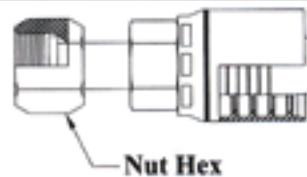
Hose I.D.	Tube Size	Thread Size	Hex Size	Part No.
1/2	1/2	13/16x16	7/8	GW29 8x8
3/4	3/4	1-3/16x12	1-1/4	GW29 12x12
1	1	1-7/16x12	1-1/2	GW29 16x16

## 90° Bend O-Ring Face Seal (ORF) Swivel Female Long Drop



Hose I.D.	Tube Size	Thread Size	A Drop	Nut Hex	Part No.
1/2	1/2	13/16x16	2.51	15/16	GW33 8x8
1/2	5/8	1x14	2.76	1-1/8	GW33 8x10
3/4	3/4	1-3/16x12	3.78	1-3/8	GW33 12x12
1	1	1-7/16x12	4.50	1-5/8	GW33 16x16

## Straight O-Ring Face Seal (ORF) Swivel Female



Hose I.D.	Tube Size	Thread Size	Nut Hex	Part No.
1/2	1/2	13/16x16	1	GW30 8x8
1/2	5/8	1x14	1-1/4	GW30 8x10
3/4	5/8	1x14	1-1/4	GW30 12x10
3/4	3/4	1-3/16x12	1-3/8	GW30 12x12
3/4	1	1-7/16x12	1-5/8	GW30 12x16
1	1	1-7/16x12	1-5/8	GW30 16x16
1-1/4	1-1/4	1-11/16x12	1-7/8	GW30 20x20



## O Ring For ORF Seal Couplings

Thread Size	Tube Size	O Ring Part No.
13/16x16	1/2	4629x8
1x14	5/8	4629x10
1-3/16x12	3/4	4629x12
1-7/16x12	1	4629x16
1-11/16x12	1-1/4	4629x20

# GW SERIES

Bite-to-the-Wire

100R12 Hydraulic No-Skive Couplings



Bite to the Wire Hose Ends for 100R12 Four Spiral (SP580 and RC12) and 100R2 Thin Cover (3/4 thru 2 ).

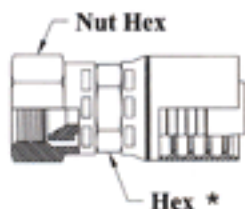
**No skive required.**

The GW Series Four Spiral Coupling is compatible with virtually all adjustable spiral crimp machines on the market. Check crimp O.D. carefully.

Cross reference page 56M-57M.

Yellow Dichromate Finish

## Female 30° Flare (Komatsu)



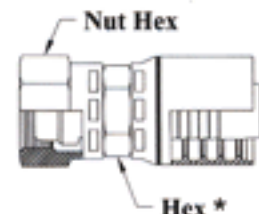
Hose I.D.	Thread Size	Hex Size	Nut Hex	Part No.
1/2	M22x1.5	7/8	1	GW39-8x22
3/4	M30x1.5	1-1/8	1-3/8	GW39-12x30
1	M33x1.5	1-3/8	1-1/2	GW39-16x33

## Split Flange (Code 61) 22 1/2° Bend



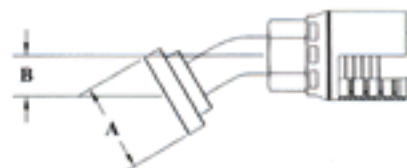
Hose I.D.	Flange Size	A-Dia. Inches	B Drop	Part No.
3/4	3/4	1.50	.44	GW48 12x12
3/4	1	1.75	.44	GW48 12x16
1	1	1.75	.45	GW48 16x16
1	1-1/4	2.00	.45	GW48 16x20
1-1/4	1-1/4	2.00	.50	GW48 20x20

## Female Swivel DIN Universal Seat (Light)



Hose I.D.	Tube Size	Thread Size	Hex Size	Nut Hex	Part No.
1/2	15mm	M22x1.5	7/8	1-1/16	GW37-8x15
3/4	22mm	M30x2.0	1-1/8	1-1/2	GW37-12x22
1	28mm	M36x2.0	1-3/8	1-7/8	GW37-16x28

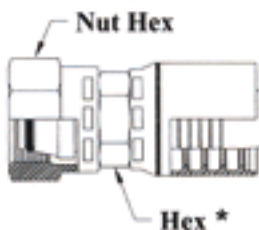
## Split Flange (Code 61) 30° Bend



Hose I.D.	Flange Size	A-Dia. Inches	B Drop	Part No.
3/4	3/4	1.50	.59	GW49 12x12
1	1	1.75	.64	GW49 16x16
1-1/4	1-1/4	2.00	.72	GW49 20x20

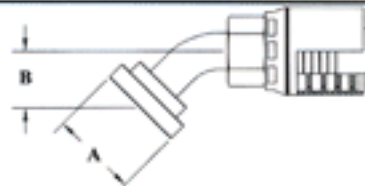
## Female Swivel DIN 24° Seat (Heavy)

O-Ring Included



Hose I.D.	Tube Size	Thread Size	Hex Size	Nut Hex	Part No.
1/2	16mm	M24x1.5	7/8	1-1/8	GW38-8x16
3/4	25mm	M36x2.0	1-3/8	1-7/8	GW38-12x25
1	30mm	M42x2.0	1-11/16	2	GW38-16x30

## Split Flange (Code 61) 45° Bend



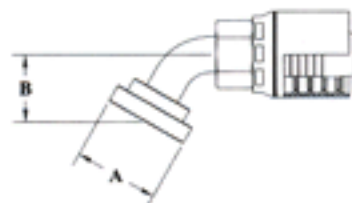
Hose I.D.	Flange Size	A-Dia. Inches	B Drop	Part No.
1/2	1/2	1.19	.78	GW50 8x8
3/4	3/4	1.50	1.00	GW50 12x12
3/4	1	1.75	1.00	GW50 12x16
1	1	1.75	1.12	GW50 16x16
1	1-1/4	2.00	1.12	GW50 16x20
1-1/4	1-1/4	2.00	1.15	GW50 20x20
1-1/2	1-1/2	2.38	1.41	GW50 24x24
2	2	2.81	2.08	GW50 32x32

## Split Flange (Code 61) Straight



Hose I.D.	Flange Size	A-Dia. Inches	Part No.
1/2	1/2	1.19	GW47 8x8
3/4	3/4	1.50	GW47 12x12
3/4	1	1.75	GW47 12x16
1	1	1.75	GW47 16x16
1	1-1/4	2.00	GW47 16x20
1-1/4	1-1/4	2.00	GW47 20x20
1-1/2	1-1/2	2.38	GW47 24x24
2	2	2.81	GW47 32x32

## Split Flange (Code 61) 60° Bend



Hose I.D.	Flange Size	A-Dia. Inches	B Drop	Part No.
3/4	3/4	1.50	1.38	GW51 12x12
3/4	1	1.75	1.38	GW51 12x16
1	1	1.75	1.51	GW51 16x16
1	1-1/4	2.00	1.51	GW51 16x20
1-1/4	1-1/4	2.00	1.69	GW51 20x20



# GW SERIES

Bite-to-the-Wire

100R12 Hydraulic No-Skive Couplings



Bite to the Wire Hose Ends for 100R12 Four Spiral (SP580 and RC12) and 100R2 Thin Cover (3/4 thru 2 ).

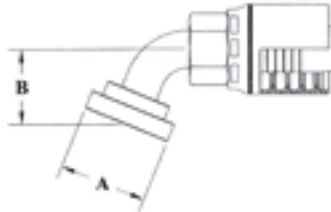
**No skive required.**

The GW Series Four Spiral Coupling is compatible with virtually all adjustable spiral crimp machines on the market. Check crimp O.D. carefully.

Cross reference page 56M-57M.

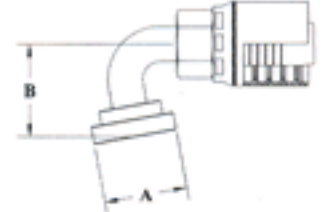
**Yellow Dichromate Finish**

## Split Flange (Code 61) 67 1/2° Bend



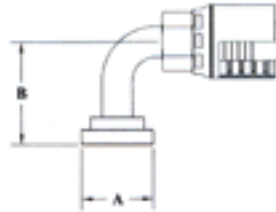
Hose I.D.	Flange Size	A-Dia. Inches	B Drop	Part No.
3/4	3/4	1.50	1.59	GW52 12x12
3/4	1	1.75	1.59	GW52 12x16
1	1	1.75	1.76	GW52 16x16
1	1-1/4	2.00	1.76	GW52 16x20
1-1/4	1-1/4	2.00	1.94	GW52 20x20

## Split Flange (Code 61) 100° Bend



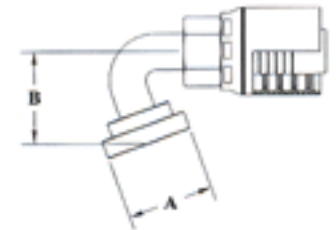
Hose I.D.	Flange Size	A-Dia. Inches	B Drop	Part No.
3/4	3/4	1.50	2.33	GW55 12x12
3/4	1	1.75	2.33	GW55 12x16

## Split Flange (Code 61) 90° Bend



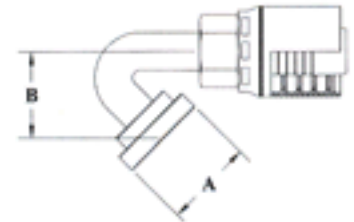
Hose I.D.	Flange Size	A-Dia. Inches	B Drop	Part No.
1/2	1/2	1.19	1.63	GW53 8x8
3/4	3/4	1.50	2.12	GW53 12x12
3/4	1	1.75	2.12	GW53 12x16
1	1	1.75	2.38	GW53 16x16
1	1-1/4	2.00	2.38	GW53 16x20
1-1/4	1-1/4	2.00	2.62	GW53 20x20
1-1/2	1-1/2	2.38	3.12	GW53 24x24
2	2	2.81	4.64	GW53 32x32

## Split Flange (Code 61) 110° Bend



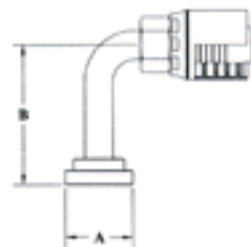
Hose I.D.	Flange Size	A-Dia. Inches	B Drop	Part No.
1	1	1.75	2.89	GW56 16x16
1-1/4	1-1/4	2.00	3.12	GW56 20x20

## Split Flange (Code 61) 135° Bend



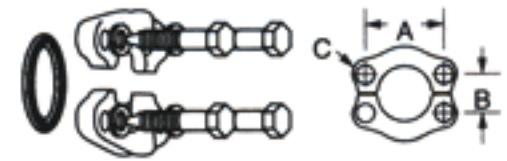
Hose I.D.	Flange Size	A-Dia. Inches	B Drop	Part No.
3/4	3/4	1.50	3.00	GW57 12x12

## Split Flange (Code 61) 90° Bend Long Drop



Hose I.D.	Flange Size	A-Dia. Inches	B Drop	Part No.
3/4	3/4	1.50	3.75	GW54 12x12
3/4	1	1.75	3.12	GW54 12x16
1	1	1.75	4.62	GW54 16x16
1-1/4	1-1/4	2.00	4.00	GW54 20x20

## Split Flange Kits (Code 61)



Flange Size	A	B	C	Complete Kit No.	O-Ring No.
1/2	1.50	.69	11/32	SFK-8	8252
3/4	1.88	.88	13/32	SFK-12	12252
1	2.06	1.03	13/32	SFK-16	16252
1-1/4	2.31	1.19	15/32	SFK-20	20252
1-1/2	2.75	1.41	17/32	SFK-24	24252
2	3.06	1.69	17/32	SFK-32	32252

# GW SERIES

Bite-to-the-Wire

100R12 Hydraulic No-Skive Couplings



Bite to the Wire Hose Ends for 100R12 Four Spiral (SP580 and RC12) and 100R2 Thin Cover (3/4 thru 2 ).

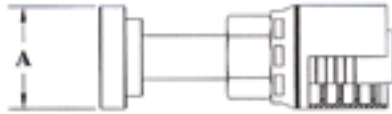
**No skive required.**

The GW Series Four Spiral Coupling is compatible with virtually all adjustable spiral crimp machines on the market. Check crimp O.D. carefully.

Cross reference page 56M-57M.

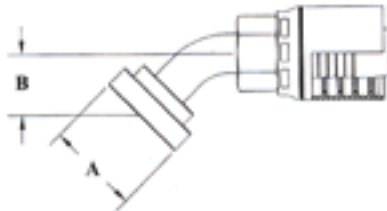
Yellow Dichromate Finish

## Split Flange (Code 62) Straight



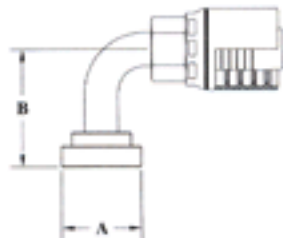
Hose I.D.	Flange Size	A-Dia. Inches	Part No.
3/4	3/4	1.62	GW60 12x12
3/4	1	1.88	GW60 12x16
1	1	1.88	GW60 16x16
1	1-1/4	2.12	GW60 16x20
1-1/4	1-1/4	2.12	GW60 20x20

## Split Flange (Code 62) 45° Bend



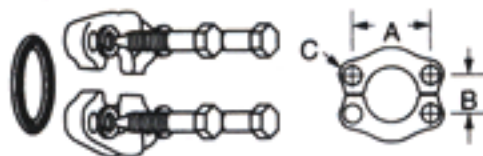
Hose I.D.	Flange Size	A-Dia. Inches	B Drop	Part No.
3/4	3/4	1.62	1.27	GW61 12x12
3/4	1	1.88	1.29	GW61 12x16
1	1	1.88	1.34	GW61 16x16
1-1/4	1-1/4	2.12	1.68	GW61 20x20

## Split Flange (Code 62) 90° Bend



Hose I.D.	Flange Size	A-Dia. Inches	B Drop	Part No.
3/4	3/4	1.62	2.41	GW62 12x12
3/4	1	1.88	2.70	GW62 12x16
1	1	1.88	2.75	GW62 16x16
1	1-1/4	2.12	2.90	GW62 16x20
1-1/4	1-1/4	2.12	3.24	GW62 20x20

## Split Flange Kits (Code 62)



Flange Size	A	B	C	Complete Kit No.	O-Ring No.
3/4	2.00	.94	13/32	SFK62-12	12252
1	2.25	1.09	15/32	SFK62-16	16252
1-1/4	2.63	1.25	17/32	SFK62-20	20252
1-1/2	3.12	1.44	21/32	SFK62-24	24252
2	3.81	1.75	25/32	SFK62-32	32252

## GW Series No Skive 100R12 Crimp Chart

Hose Type	Hose ID	Crimp OD
100R12	1/2	1.150
100R12	3/4	1.406
100R12	1	1.705
100R12	1-1/4	2.035
100R12	1-1/2	2.285
100R12	2	2.895
100R2AT	3/4	1.406
100R2AT	1	1.705
100R2AT	1-1/4	2.035
100R2AT	1-1/2	2.270
100R2AT	2	2.890