

# GW SERIES

Bite-to-the-Wire

100R12 Hydraulic No-Skive Couplings



Bite to the Wire Hose Ends for 100R12 Four Spiral (SP580 and RC12) and 100R2 Thin Cover (3/4 thru 2 ).

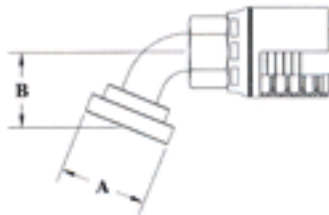
**No skive required.**

The GW Series Four Spiral Coupling is compatible with virtually all adjustable spiral crimp machines on the market. Check crimp O.D. carefully.

Cross reference page 56M-57M.

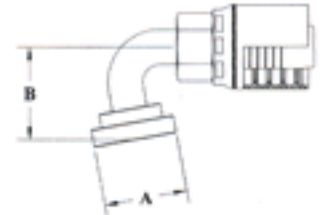
**Yellow Dichromate Finish**

## Split Flange (Code 61) 67 1/2° Bend



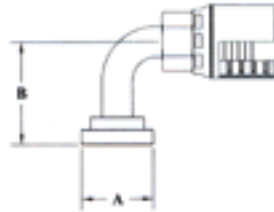
Hose I.D.	Flange Size	A-Dia. Inches	B Drop	Part No.
3/4	3/4	1.50	1.59	GW52 12x12
3/4	1	1.75	1.59	GW52 12x16
1	1	1.75	1.76	GW52 16x16
1	1-1/4	2.00	1.76	GW52 16x20
1-1/4	1-1/4	2.00	1.94	GW52 20x20

## Split Flange (Code 61) 100° Bend



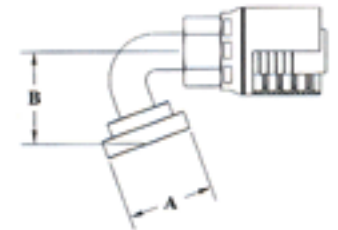
Hose I.D.	Flange Size	A-Dia. Inches	B Drop	Part No.
3/4	3/4	1.50	2.33	GW55 12x12
3/4	1	1.75	2.33	GW55 12x16

## Split Flange (Code 61) 90° Bend



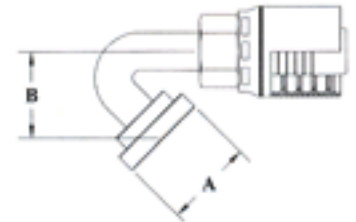
Hose I.D.	Flange Size	A-Dia. Inches	B Drop	Part No.
1/2	1/2	1.19	1.63	GW53 8x8
3/4	3/4	1.50	2.12	GW53 12x12
3/4	1	1.75	2.12	GW53 12x16
1	1	1.75	2.38	GW53 16x16
1	1-1/4	2.00	2.38	GW53 16x20
1-1/4	1-1/4	2.00	2.62	GW53 20x20
1-1/2	1-1/2	2.38	3.12	GW53 24x24
2	2	2.81	4.64	GW53 32x32

## Split Flange (Code 61) 110° Bend



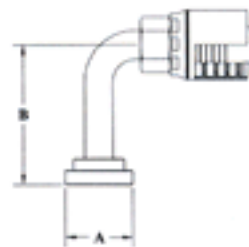
Hose I.D.	Flange Size	A-Dia. Inches	B Drop	Part No.
1	1	1.75	2.89	GW56 16x16
1-1/4	1-1/4	2.00	3.12	GW56 20x20

## Split Flange (Code 61) 135° Bend



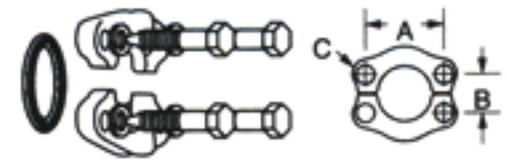
Hose I.D.	Flange Size	A-Dia. Inches	B Drop	Part No.
3/4	3/4	1.50	3.00	GW57 12x12

## Split Flange (Code 61) 90° Bend Long Drop



Hose I.D.	Flange Size	A-Dia. Inches	B Drop	Part No.
3/4	3/4	1.50	3.75	GW54 12x12
3/4	1	1.75	3.12	GW54 12x16
1	1	1.75	4.62	GW54 16x16
1-1/4	1-1/4	2.00	4.00	GW54 20x20

## Split Flange Kits (Code 61)



Flange Size	A	B	C	Complete Kit No.	O-Ring No.
1/2	1.50	.69	11/32	SFK-8	8252
3/4	1.88	.88	13/32	SFK-12	12252
1	2.06	1.03	13/32	SFK-16	16252
1-1/4	2.31	1.19	15/32	SFK-20	20252
1-1/2	2.75	1.41	17/32	SFK-24	24252
2	3.06	1.69	17/32	SFK-32	32252

# GW SERIES

Bite-to-the-Wire

100R12 Hydraulic No-Skive Couplings



Bite to the Wire Hose Ends for 100R12 Four Spiral (SP580 and RC12) and 100R2 Thin Cover (3/4 thru 2 ).

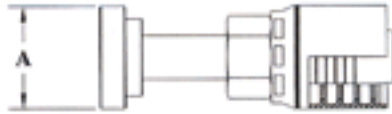
**No skive required.**

The GW Series Four Spiral Coupling is compatible with virtually all adjustable spiral crimp machines on the market. Check crimp O.D. carefully.

Cross reference page 56M-57M.

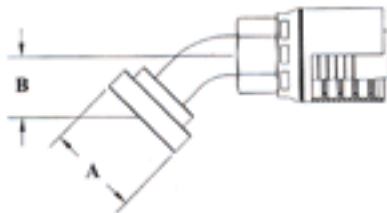
**Yellow Dichromate Finish**

## Split Flange (Code 62) Straight



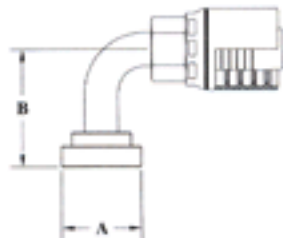
Hose I.D.	Flange Size	A-Dia. Inches	Part No.
3/4	3/4	1.62	GW60 12x12
3/4	1	1.88	GW60 12x16
1	1	1.88	GW60 16x16
1	1-1/4	2.12	GW60 16x20
1-1/4	1-1/4	2.12	GW60 20x20

## Split Flange (Code 62) 45° Bend



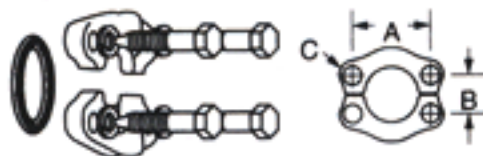
Hose I.D.	Flange Size	A-Dia. Inches	B Drop	Part No.
3/4	3/4	1.62	1.27	GW61 12x12
3/4	1	1.88	1.29	GW61 12x16
1	1	1.88	1.34	GW61 16x16
1-1/4	1-1/4	2.12	1.68	GW61 20x20

## Split Flange (Code 62) 90° Bend



Hose I.D.	Flange Size	A-Dia. Inches	B Drop	Part No.
3/4	3/4	1.62	2.41	GW62 12x12
3/4	1	1.88	2.70	GW62 12x16
1	1	1.88	2.75	GW62 16x16
1	1-1/4	2.12	2.90	GW62 16x20
1-1/4	1-1/4	2.12	3.24	GW62 20x20

## Split Flange Kits (Code 62)



Flange Size	A	B	C	Complete Kit No.	O-Ring No.
3/4	2.00	.94	13/32	SFK62-12	12252
1	2.25	1.09	15/32	SFK62-16	16252
1-1/4	2.63	1.25	17/32	SFK62-20	20252
1-1/2	3.12	1.44	21/32	SFK62-24	24252
2	3.81	1.75	25/32	SFK62-32	32252

## GW Series No Skive 100R12 Crimp Chart

Hose Type	Hose ID	Crimp OD
100R12	1/2	1.150
100R12	3/4	1.406
100R12	1	1.705
100R12	1-1/4	2.035
100R12	1-1/2	2.285
100R12	2	2.895
100R2AT	3/4	1.406
100R2AT	1	1.705
100R2AT	1-1/4	2.035
100R2AT	1-1/2	2.270
100R2AT	2	2.890