

Power-Swage Couplings (for thin cover hose)



Hydraulic Hose ends for 100R1 thin cover(57MB-1), 100R2 thin cover(57MB-2), Hy-Plus I (HPI), II (HPII), III (HPIII) and 100R4 (104MB). The Power Swage Coupling is designed to be used with virtually all swage machines.

Zinc Finish.

NPTF Male Solid



Hose I.D.	Pipe Size	Hose Type	Part No.	Ferrule Size	Die Size	Pusher No.
1/4	1/8	100R1Thin	400	19	19x20	23
1/4	1/8	100R2Thin	400	19	21x21	23
1/4	1/4	100R1Thin	403	19	19x20	23
1/4	1/4	100R2Thin	403	19	21x21	23
1/4	3/8	100R1Thin	415	19	19x20	29
1/4	3/8	100R2Thin	415	19	21x21	29
3/8	1/4	100R1Thin	600T	23	25x24 or 23x24	25X
3/8	1/4	100R2Thin	600	25	27x26	25X
3/8	3/8	100R1Thin	603T	23	25x24 or 23x24	29
3/8	3/8	100R2Thin	603	25	27x26	29
3/8	1/2	100R1Thin	615T	23	25x24 or 23x24	33
3/8	1/2	100R2Thin	615	25	27x26	33
1/2	3/8	100R1Thin	800T	27	29x28 or 27x28	33
1/2	3/8	100R2Thin	800	29	31x30	33
1/2	1/2	100R1Thin	803T	27	29x28 or 27x28	33
1/2	1/2	100R2Thin	803	29	31x30	33
1/2	7/8x18(Case)	100R1Thin	821T	27	29x28 or 27x28	1/2 SM
1/2	7/8x18(Case)	100R2Thin	821	29	31x30	1/2 SM
5/8	1/2	100R2Thin	1001	35	35x34	35
5/8	3/4	100R2Thin	1004	35	35x34	43
3/4	1/2	100R1Thin	1200	39	39x37	12MO2
3/4	1/2	100R2Thin	1200	39	39x39 39x38*	12MO2
3/4	3/4	100R1Thin	1203	39	39x37	43
3/4	3/4	100R2Thin	1203	39	39x39 39x38*	43
1	1	100R1Thin	1600	49	49x47	53
1	1	100R2Thin	1600	49	51x50 49x49*	53
1-1/4	1-1/4	100R1Thin	2001	62	62x60	20M
1-1/4	1-1/4	100R2Thin	2001	62	66x64	20M
1-1/2	1-1/2	100R1Thin	2401	70	70x68	24M
1-1/2	1-1/2	100R2Thin	2402	74	74x72	24M

NPSM Swivel Female



Hose I.D.	Pipe Size	Hose Type	Part No.	Ferrule Size	Die Size	Pusher No.
1/4	1/4	100R1Thin	409	19	19x20	1/4F
1/4	1/4	100R2Thin	409	19	21x21	1/4F
3/8	3/8	100R1Thin	606T	23	25x24 or 23x24	3/8F
3/8	3/8	100R2Thin	606	25	27x26	3/8F
1/2	1/2	100R1Thin	806T	27	29x28 or 27x28	1/2F
1/2	1/2	100R2Thin	806	29	31x30	1/2F
3/4	3/4	100R1Thin	1206	39	39x37	3/4F
3/4	3/4	100R2Thin	1206	39	39x39 39x38*	3/4F
1	1	100R1Thin	1606	49	49x47	1F
1	1	100R2Thin	1606	49	51x50 49x49*	1F

Male SAE 45° Solid



Hose I.D.	Thread Size	Tube O.D.	Hose Type	Part No.	Ferrule Size	Die Size	Pusher No.
3/8	5/8x18	3/8	100R1Thin	624T	23	25x24 or 23x24	25X
3/8	5/8x18	3/8	100R2Thin	624	25	27x26	25X

Male JIC 37° Solid



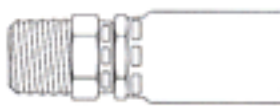
Hose I.D.	Thread Size	Tube O.D.	Hose Type	Part No.	Ferrule Size	Die Size	Pusher No.
1/4	7/16x20	1/4	100R1Thin	418	19	19x20	23
1/4	7/16x20	1/4	100R2Thin	418	19	21x21	23
1/4	1/2x20	5/16	100R1Thin	421	19	19x20	23
1/4	1/2x20	5/16	100R2Thin	421	19	21x21	23
3/8	9/16x18	3/8	100R1Thin	618T	23	25x24 or 23x24	25X
3/8	9/16x18	3/8	100R2Thin	618	25	27x26	25X
3/8	3/4x16	1/2	100R1Thin	621T	23	25x24 or 23x24	29
3/8	3/4x16	1/2	100R2Thin	621	25	27x26	29
1/2	3/4x16	1/2	100R1Thin	815T	27	29x28 or 27x28	33
1/2	3/4x16	1/2	100R2Thin	815	29	31x30	33
1/2	7/8x14	5/8	100R1Thin	818T	27	29x28 or 27x28	33
1/2	7/8x14	5/8	100R2Thin	818	29	31x30	33
1/2	1-1/16x12	3/4	100R1Thin	848T	27	29x28 or 27x28	43
1/2	1-1/16x12	3/4	100R2Thin	848	29	31x30	43
5/8	1-1/16x12	3/4	100R2Thin	1016	35	35x34	43
3/4	1-1/16x12	3/4	100R1Thin	1215	39	39x37	43
3/4	1-1/16x12	3/4	100R2Thin	1215	39	39x39 39x38*	43
3/4	1-3/16x12	7/8	100R1Thin	1260	39	39x37	12MO5
3/4	1-3/16x12	7/8	100R2Thin	1260	39	39x39 39x38*	12MO5
3/4	1-5/16x12	1	100R1Thin	1233	39	39x37	16000
3/4	1-5/16x12	1	100R2Thin	1233	39	39x39 39x38*	16000
1	1-5/16x12	1	100R1Thin	1612	49	49x47	53
1	1-5/16x12	1	100R2Thin	1612	49	51x50 49x49*	53

NPTF Solid Female



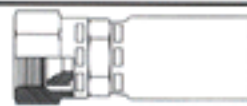
Hose I.D.	Pipe Size	Hose Type	Part No.	Ferrule Size	Die Size	Pusher No.
1/4	1/4	100R1Thin	412	19	19x20	1/4F
1/4	1/4	100R2Thin	412	19	21x21	1/4F
3/8	3/8	100R1Thin	612T	23	25x24 or 23x24	3/8F
3/8	3/8	100R2Thin	612	25	27x26	3/8F
1/2	1/2	100R1Thin	812T	27	29x28 or 27x28	1/2F
1/2	1/2	100R2Thin	812	29	31x30	1/2F

NPTF Swivel Male +



Hose I.D.	Pipe Size	Hose Type	Part No.	Ferrule Size	Die Size	Pusher No.
1/4	1/4	100R1Thin	406	19	19x20	23
1/4	1/4	100R2Thin	406	19	21x21	23
3/8	3/8	100R1Thin	609T	23	25x24 or 23x24	29
3/8	3/8	100R2Thin	609	25	27x26	29
3/8	1/2	100R1Thin	651T	23	25x24 or 23x24	33
3/8	1/2	100R2Thin	651	25	27x26	33
1/2	1/2	100R1Thin	809T	27	29x28 or 27x28	33
1/2	1/2	100R2Thin	809	29	31x30	33
3/4	3/4	100R1Thin	1209	39	39x37	12MO3
3/4	3/4	100R2Thin	1209	39	39x39 39x38*	12MO3
1	1	100R1Thin	1609	49	49x47	53
1	1	100R2Thin	1609	49	51x50 49x49*	53

Female SAE 45° Swivel



Hose I.D.	Thread Size	Tube O.D.	Hose Type	Part No.	Ferrule Size	Die Size	Pusher No.
1/4	5/8x18	3/8	100R1Thin	442	19	19x20	3/8F
1/4	5/8x18	3/8	100R2Thin	442	19	21x21	3/8F
3/8	5/8x18	3/8	100R1Thin	633T	23	25x24 or 23x24	3/8F
3/8	5/8x18	3/8	100R2Thin	633	25	27x26	3/8F
3/4	1-1/16x14	3/4	100R1Thin	1224	39	39x37	3/4F
3/4	1-1/16x14	3/4	100R2Thin	1224	39	39x39 39x38*	3/4F

*Swage through larger die first. If a gap exists between hose and ferrule, swage through smaller die.
+ Note: Swivel for installation purposes only. Leakage may occur at low pressure.

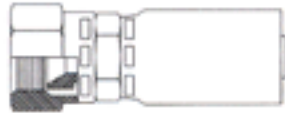
Power-Swage Couplings (for thin cover hose)



Hydraulic Hose ends for 100R1 thin cover(57MB-1), 100R2 thin cover(57MB-2), Hy-Plus I (HPI), II (HPII), III (HPIII) and 100R4 (104MB). The Power Swage Coupling is designed to be used with virtually all swage machines.

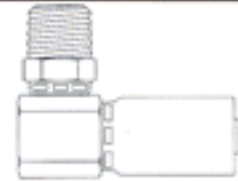
Zinc Finish.

Female JIC 37° Swivel



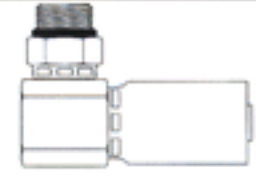
Hose I.D.	Thread Size	Tube O.D.	Hose Type	Part No.	Ferrule Size	Die Size	Pusher No.
1/4	7/16x20	1/4	100R1Thin	424	19	19x20	1/4F
1/4	7/16x20	1/4	100R2Thin	424	19	21x21	1/4F
1/4	1/2x20	5/16	100R1Thin	427	19	19x20	1/4F
1/4	1/2x20	5/16	100R2Thin	427	19	21x21	1/4F
1/4	9/16x18	3/8	100R1Thin	433	19	19x20	1/4F
1/4	9/16x18	3/8	100R2Thin	433	19	21x21	1/4F
3/8	9/16x18	3/8	100R1Thin	627T	23	25x24 or 23x24	3/8F
3/8	9/16x18	3/8	100R2Thin	627	25	27x26	3/8F
3/8	3/4x16	1/2	100R1Thin	630T	23	25x24 or 23x24	3/8F
3/8	3/4x16	1/2	100R2Thin	630	25	27x26	3/8F
3/8	7/8x14	5/8	100R1Thin	657T	23	25x24 or 23x24	1/2F
3/8	7/8x14	5/8	100R2Thin	657	25	27x26	1/2F
1/2	3/4x16	1/2	100R1Thin	824T	27	29x28 or 27x28	1/2F
1/2	3/4x16	1/2	100R2Thin	824	29	31x30	1/2F
1/2	7/8x14	5/8	100R1Thin	827T	27	29x28 or 27x28	1/2F
1/2	7/8x14	5/8	100R2Thin	827	29	31x30	1/2F
1/2	1-1/16x12	3/4	100R1Thin	845T	27	29x28 or 27x28	3/4F
1/2	1-1/16x12	3/4	100R2Thin	845	29	31x30	3/4F
5/8	1-1/16x12	3/4	100R2Thin	1022	35	35x34	3/4F
3/4	1-1/16x12	3/4	100R1Thin	1221	39	39x37	3/4F
3/4	1-1/16x12	3/4	100R2Thin	1221	39	39x39 39x38*	3/4F
3/4	1-3/16x12	7/8	100R1Thin	1245	39	39x37	3/4SF
3/4	1-3/16x12	7/8	100R2Thin	1245	39	39x39 39x38*	3/4SF
3/4	1-5/16x12	1	100R1Thin	1236	39	39x37	3/4SF
3/4	1-5/16x12	1	100R2Thin	1236	39	39x39 39x38*	3/4SF
1	1-5/16x12	1	100R1Thin	1618	49	49x47	1F
1	1-5/16x12	1	100R2Thin	1618	49	51x50 49x49*	1F
1-1/4	1-5/8x12	1-1/4	100R1Thin	2005	62	62x60	20F
1-1/4	1-5/8x12	1-1/4	100R2Thin	2006	66	66x64	20F
1-1/2	1-7/8x12	1-1/2	100R1Thin	2406	70	70x68	24F
1-1/2	1-7/8x12	1-1/2	100R2Thin	2407	74	74x72	24F
2	2-1/2x12	2	100R1Thin	3204	86	86x84	32F
2	2-1/2x12	2	100R2Thin	3205	90	90x88	32F

90° NPTF Male Swivel +



Hose I.D.	Pipe Size	Hose Type	Part No.	Ferrule Size	Die Size	Pusher No.
1/4	1/4	100R1Thin	4206	19	19x20	1490P
1/4	1/4	100R2Thin	4206	19	21x21	1490P
3/8	3/8	100R1Thin	6209T	23	25x24 or 23x24	3890P
3/8	3/8	100R2Thin	6209	25	27x26	3890P
3/8	1/2	100R1Thin	6251T	23	25x24 or 23x24	3890P
3/8	1/2	100R2Thin	6251	25	27x26	3890P
1/2	1/2	100R1Thin	8209T	27	29x28 or 27x28	1290P
1/2	1/2	100R2Thin	8209	29	31x30	1290P

90° ORB Male Swivel +



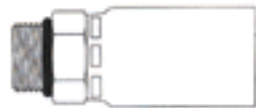
Hose I.D.	Thread Size	Tube O.D.	Hose Type	Part No.	Ferrule Size	Die Size	Pusher No.
3/8	3/4x16	1/2	100R1Thin	6245T	23	25x24 or 23x24	3890P
3/8	3/4x16	1/2	100R2Thin	6245	25	27x26	3890P
1/2	3/4x16	1/2	100R1Thin	8236T	27	29x28 or 27x28	1290P
1/2	3/4x16	1/2	100R2Thin	8236	29	31x30	1290P
1/2	7/8x14	5/8	100R1Thin	8239T	27	29x28 or 27x28	1290P
1/2	7/8x14	5/8	100R2Thin	8239	29	31x30	1290P

Hose Splicer Coupling



Hose I.D.	Hose Type	Part No.	Ferrule Size	Die Size	Pusher No.
3/8	100R1Thin	63SO	23	25x24 or 23x24	4596-06000
3/8	100R2Thin	65SO	25	27x26	4596-06000

ORB Male Solid



Hose I.D.	Thread Size	Tube O.D.	Hose Type	Part No.	Ferrule Size	Die Size	Pusher No.
3/8	3/4x16	1/2	100R1Thin	639T	23	25x24 or 23x24	3/8SM
3/8	3/4x16	1/2	100R2Thin	639	25	27x26	3/8SM
1/2	7/8x14	5/8	100R1Thin	833T	27	29x28 or 27x28	1/2SM
1/2	7/8x14	5/8	100R2Thin	833	29	31x30	1/2SM

ORB Swivel Male +



Hose I.D.	Thread Size	Tube O.D.	Hose Type	Part No.	Ferrule Size	Die Size	Pusher No.
1/2	3/4x16	1/2	100R1Thin	836T	27	29x28 or 27x28	33
1/2	3/4x16	1/2	100R2Thin	836	29	31x30	33
1/2	7/8x14	5/8	100R1Thin	839T	27	29x28 or 27x28	1/2SM
1/2	7/8x14	5/8	100R2Thin	839	29	31x30	1/2SM

Straight Inverted Flare



Hose I.D.	Thread Size	Tube O.D.	Hose Type	Part No.	Ferrule Size	Die Size	Pusher No.
1/4	7/16x24	1/4	100R1Thin	4106	19	19x20	14T
1/4	7/16x24	1/4	100R2Thin	4106	19	21x21	14T
1/4	1/2x20	5/16	100R1Thin	4133	19	19x20	14T
1/4	1/2x20	5/16	100R2Thin	4133	19	21x21	14T
3/8	1/2x20	5/16	100R1Thin	6109T	23	25x24 or 23x24	38T
3/8	1/2x20	5/16	100R2Thin	6109	25	27x26	38T
3/8	5/8x18	3/8	100R1Thin	6136T	23	25x24 or 23x24	38T
3/8	5/8x18	3/8	100R2Thin	6136	25	27x26	38T
1/2	3/4x18	1/2	100R1Thin	8109T	27	29x28 or 27x28	12T
1/2	3/4x18	1/2	100R2Thin	8109	29	31x30	12T
1/2	7/8x18	5/8	100R1Thin	8136T	27	29x28 or 27x28	12T
1/2	7/8x18	5/8	100R2Thin	8136	29	31x30	12T

*Swage through larger die first. If a gap exists between hose and ferrule, swage through smaller die.
+ Note: Swivel for installation purposes only. Leakage may occur at low pressure.

Power-Swage Couplings

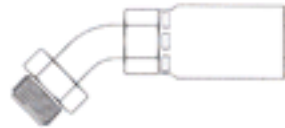
(for thin cover hose)



Hydraulic Hose ends for 100R1 thin cover(57MB-1), 100R2 thin cover(57MB-2), Hy-Plus I (HPI), II (HPII), III (HPIII) and 100R4 (104MB). The Power Swage Coupling is designed to be used with virtually all swage machines.

Zinc Finish.

45° Bend Inverted Flare



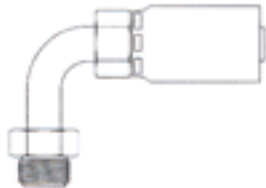
Hose I.D.	Thread Size	Tube O.D.	Hose Type	Part No.	Ferrule Size	Die Size	Pusher No.
1/4	7/16x24	1/4	100R1Thin	4109	19	19x20	14T
1/4	7/16x24	1/4	100R2Thin	4109	19	21x21	14T
1/4	1/2x20	5/16	100R1Thin	4136	19	19x20	14T
1/4	1/2x20	5/16	100R2Thin	4136	19	21x21	14T
3/8	1/2x20	5/16	100R1Thin	6112T	23	25x24 or 23x24	38T
3/8	1/2x20	5/16	100R2Thin	6112	25	27x26	38T
3/8	5/8x18	3/8	100R1Thin	6139T	23	25x24 or 23x24	38T
3/8	5/8x18	3/8	100R2Thin	6139	25	27x26	38T
1/2	3/4x18	1/2	100R1Thin	8112T	27	29x28 or 27x28	12T
1/2	3/4x18	1/2	100R2Thin	8112	29	31x30	12T
1/2	7/8x18	5/8	100R1Thin	8139T	27	29x28 or 27x28	12T
1/2	7/8x18	5/8	100R2Thin	8139	29	31x30	12T

Straight JIC/SAE Dual Seat Swivel Female



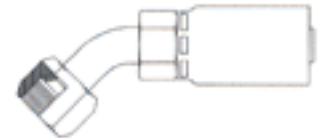
Hose I.D.	Thread Size	Tube O.D.	Hose Type	Part No.	Ferrule Size	Die Size	Pusher No.
1/4	7/16x20	1/4	100R1Thin	4124	19	19x20	14T
1/4	7/16x20	1/4	100R2Thin	4124	19	21x21	14T
1/4	1/2x20	5/16	100R1Thin	4151	19	19x20	14T
1/4	1/2x20	5/16	100R2Thin	4151	19	21x21	14T
3/8	1/2x20	5/16	100R1Thin	6127T	23	25x24 or 23x24	38T
3/8	1/2x20	5/16	100R2Thin	6127	25	27x26	38T
1/2	3/4x16	1/2	100R1Thin	8127T	27	29x28 or 27x28	12T
1/2	3/4x16	1/2	100R2Thin	8127	29	31x30	12T
1/2	7/8x14	5/8	100R1Thin	8154T	27	29x28 or 27x28	12T
1/2	7/8x14	5/8	100R2Thin	8154	29	31x30	12T

90° Bend Inverted Flare



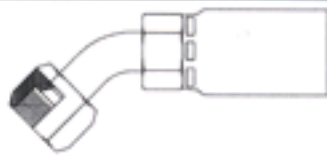
Hose I.D.	Thread Size	Tube O.D.	Hose Type	Part No.	Ferrule Size	Die Size	Pusher No.
1/4	7/16x24	1/4	100R1Thin	4112	19	19x20	14T
1/4	7/16x24	1/4	100R2Thin	4112	19	21x21	14T
1/4	1/2x20	5/16	100R1Thin	4139	19	19x20	14T
1/4	1/2x20	5/16	100R2Thin	4139	19	21x21	14T
3/8	1/2x20	5/16	100R1Thin	6115T	23	25x24 or 23x24	38T
3/8	1/2x20	5/16	100R2Thin	6115	25	27x26	38T
3/8	5/8x18	3/8	100R1Thin	6142T	23	25x24 or 23x24	38T
3/8	5/8x18	3/8	100R2Thin	6142	25	27x26	38T
1/2	3/4x18	1/2	100R1Thin	8115T	27	29x28 or 27x28	12T
1/2	3/4x18	1/2	100R2Thin	8115	29	31x30	12T
1/2	7/8x18	5/8	100R1Thin	8142T	27	29x28 or 27x28	12T
1/2	7/8x18	5/8	100R2Thin	8142	29	31x30	12T

45° Bend JIC/SAE Dual Seat Swivel Female



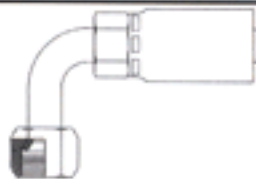
Hose I.D.	Thread Size	Tube O.D.	Hose Type	Part No.	Ferrule Size	Die Size	Pusher No.
1/4	7/16x20	1/4	100R1Thin	4127	19	19x20	14T
1/4	7/16x20	1/4	100R2Thin	4127	19	21x21	14T
1/4	1/2x20	5/16	100R1Thin	4154	19	19x20	14T
1/4	1/2x20	5/16	100R2Thin	4154	19	21x21	14T
3/8	1/2x20	5/16	100R1Thin	6130T	23	25x24 or 23x24	38T
3/8	1/2x20	5/16	100R2Thin	6130	25	27x26	38T
3/8	9/16x18	3/8	100R1Thin	6157T#	23	25x24 or 23x24	38T
3/8	9/16x18	3/8	100R2Thin	6157#	25	27x26	38T
1/2	3/4x16	1/2	100R1Thin	8130T	27	29x28 or 27x28	12T
1/2	3/4x16	1/2	100R2Thin	8130	29	31x30	12T
1/2	7/8x14	5/8	100R1Thin	8157T	27	29x28 or 27x28	12T
1/2	7/8x14	5/8	100R2Thin	8157	29	31x30	12T
3/4	1-1/16x12	3/4	100R1Thin	12612#	39	39x37	34T
3/4	1-1/16x12	3/4	100R2Thin	12612#	39	39x39 39x38*	34T

45° Bend SAE Swivel Female



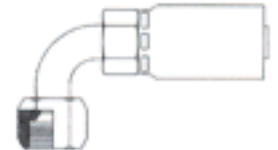
Hose I.D.	Thread Size	Tube O.D.	Hose Type	Part No.	Ferrule Size	Die Size	Pusher No.
3/8	5/8x18	3/8	100R1Thin	6148T	23	25x24 or 23x24	38T
3/8	5/8x18	3/8	100R2Thin	6148	25	27x26	38T

90° Bend SAE Swivel Female



Hose I.D.	Thread Size	Tube O.D.	Hose Type	Part No.	Ferrule Size	Die Size	Pusher No.
3/8	5/8x18	3/8	100R1Thin	6151T	23	25x24 or 23x24	38T
3/8	5/8x18	3/8	100R2Thin	6151	25	27x26	38T

90° Bend JIC/SAE Dual Seat Swivel Female



Hose I.D.	Thread Size	Tube O.D.	Hose Type	Part No.	Ferrule Size	Die Size	Pusher No.
1/4	7/16x20	1/4	100R1Thin	4130	19	19x20	14T
1/4	7/16x20	1/4	100R2Thin	4130	19	21x21	14T
1/4	1/2x20	5/16	100R1Thin	4157	19	19x20	14T
1/4	1/2x20	5/16	100R2Thin	4157	19	21x21	14T
3/8	1/2x20	5/16	100R1Thin	6133T	23	25x24 or 23x24	38T
3/8	1/2x20	5/16	100R2Thin	6133	25	27x26	38T
3/8	9/16x18	3/8	100R1Thin	6160T#	23	25x24 or 23x24	38T
3/8	9/16x18	3/8	100R2Thin	6160#	25	27x26	38T
1/2	3/4x16	1/2	100R1Thin	8133T	27	29x28 or 27x28	12T
1/2	3/4x16	1/2	100R2Thin	8133	29	31x30	12T
1/2	7/8x14	5/8	100R1Thin	8160T	27	29x28 or 27x28	12T
1/2	7/8x14	5/8	100R2Thin	8160	29	31x30	4599-TP310
5/8	7/8x14	5/8	100R2Thin	1060	35	35x34	4599-TP310
3/4	1-1/16x12	3/4	100R1Thin	12651#	39	39x37	34T

*Swage through larger die first. If a gap exists between hose and ferrule, swage through smaller die.

Power-Swage Couplings (for thin cover hose)



Hydraulic Hose ends for 100R1 thin cover(57MB-1), 100R2 thin cover(57MB-2), Hy-Plus I (HPI), II (HPII), III (HPIII) and 100R4 (104MB). The Power Swage Coupling is designed to be used with virtually all swage machines.

Zinc Finish.

Tube Repair Couplings							
Hose I.D.	Thread Size	Tube O.D.	Hose Type	Part No.	Ferrule Size	Die Size	Pusher No.
1/4	7/16x20	1/4	100R1Thin	4100	19	19x20	23#
1/4	7/16x20	1/4	100R2Thin	4100	19	21x21	23#
1/4	1/2x20	5/16	100R1Thin	4103	19	19x20	23#
1/4	1/2x20	5/16	100R2Thin	4103	19	21x21	23#
3/8	1/2x20	5/16	100R1Thin	6103T	23	25x24 or 23x24	25X#
3/8	1/2x20	5/16	100R2Thin	6103	25	27x26	25X#
3/8	9/16x18	3/8	100R1Thin	6106T	23	25x24 or 23x24	25X#
3/8	9/16x18	3/8	100R2Thin	6106	25	27x26	25X#
1/2	3/4x16	1/2	100R1Thin	8103T	27	29x28 or 27x28	33##
1/2	3/4x16	1/2	100R2Thin	8103	29	31x30	33##
1/2	7/8x14	5/8	100R1Thin	8106T	27	29x28 or 27x28	1/2SM#
1/2	7/8x14	5/8	100R2Thin	8106	29	31x30	1/2SM#

Remove nut and sleeve before swaging. See Page 8B for ordering extra nuts and sleeves.
Remove sleeve and swage with nut on.

O Ring For ORF Seal Couplings		
Thread Size	Tube Size	O Ring Part No.
9/16x18	1/4	4629x4
11/16x16	3/8	4629x6
13/16x16	1/2	4629x8
1x14	5/8	4629x10
1-3/16x12	3/4	4629x12

Straight O-Ring Face Seal (ORF) Swivel Female							
Hose I.D.	Thread Size	Tube O.D.	Hose Type	Part No.	Ferrule Size	Die Size	Pusher No.
1/4	9/16x18	1/4	100R1Thin	4300	19	19x20	4599-MP045
1/4	9/16x18	1/4	100R2Thin	4300	19	21x21	4599-MP045
3/8	11/16x16	3/8	100R1Thin	6300T	23	25x24 or 23x24	4599-MP037
3/8	11/16x16	3/8	100R2Thin	6300	25	27x26	4599-MP037
1/2	13/16x16	1/2	100R1Thin	8300T	27	29x28 or 27x28	4599-MP046
1/2	13/16x16	1/2	100R2Thin	8300	29	31x30	4599-MP046
1/2	1x14	5/8	100R1Thin	8312T	27	29x28 or 27x28	4599-TP310
1/2	1x14	5/8	100R2Thin	8312	29	31x30	4599-TP310
5/8	1x14	5/8	100R2Thin	10300	35	35x34	4599-TP310
5/8	1-3/16x12	3/4	100R2Thin	10301	35	35x34	34T
3/4	1-3/16x12	3/4	100R1Thin	12301	39	39x37	34T
3/4	1-3/16x12	3/4	100R2Thin	12301	39	39x39 39x38*	34T

45° Bend O-Ring Face Seal (ORF) Swivel Female								
Hose I.D.	Thread Size	Tube O.D.	Drop Inches	Hose Type	Part No.	Ferrule Size	Die Size	Pusher No.
1/4	9/16x18	1/4	.409	100R1Thin	4303	19	19x20	4599-TP204
1/4	9/16x18	1/4	.409	100R2Thin	4303	19	21x21	4599-TP204
3/8	11/16x16	3/8	.429	100R1Thin	6303T	23	25x24 or 23x24	4599-TP206
3/8	11/16x16	3/8	.429	100R2Thin	6303	25	27x26	4599-TP206
1/2	13/16x16	1/2	.590	100R1Thin	8303T	27	29x28 or 27x28	4599-TP308
1/2	13/16x16	1/2	.590	100R2Thin	8303	29	31x30	4599-TP308
5/8	1x14	5/8	.680	100R2Thin	10303	35	35x34	4599-TP310
5/8	1-3/16x12	3/4	.831	100R2Thin	10304	35	35x34	34T
3/4	1-3/16x12	3/4	.831	100R1Thin	12304	39	39x37	34T
3/4	1-3/16x12	3/4	.831	100R2Thin	12304	39	39x39 39x38*	34T

90° Bend O-Ring Face Seal (ORF) Swivel Female								
Hose I.D.	Thread Size	Tube O.D.	Drop Inches	Hose Type	Part No.	Ferrule Size	Die Size	Pusher No.
1/4	9/16x18	1/4	.779	100R1Thin	4306	19	19x20	4599-TP204
1/4	9/16x18	1/4	.779	100R2Thin	4306	19	21x21	4599-TP204
3/8	11/16x16	3/8	.902	100R1Thin	6306T	23	25x24 or 23x24	4599-TP206
3/8	11/16x16	3/8	.902	100R2Thin	6306	25	27x26	4599-TP206
1/2	13/16x16	1/2	1.150	100R1Thin	8306T	27	29x28 or 27x28	4599-TP308
1/2	13/16x16	1/2	1.150	100R2Thin	8306	29	31x30	4599-TP308
5/8	1x14	5/8	1.270	100R2Thin	10306	35	35x34	4599-TP310
5/8	1-3/16x12	3/4	1.882	100R2Thin	10307	35	35x34	34T
3/4	1-3/16x12	3/4	1.882	100R1Thin	12307	39	39x37	34T
3/4	1-3/16x12	3/4	1.882	100R2Thin	12307	39	39x39 39x38*	34T

90° Bend O-Ring Face Seal (ORF) Swivel Female Long Drop								
Hose I.D.	Thread Size	Tube O.D.	Drop Inches	Hose Type	Part No.	Ferrule Size	Die Size	Pusher No.
1/4	9/16x18	1/4	1.779	100R1Thin	4309	19	19x20	4599-TP204
1/4	9/16x18	1/4	1.779	100R2Thin	4309	19	21x21	4599-TP204
3/8	11/16x16	3/8	2.130	100R1Thin	6309T	23	25x24 or 23x24	4599-TP206
3/8	11/16x16	3/8	2.130	100R2Thin	6309	25	27x26	4599-TP206
1/2	13/16x16	1/2	2.512	100R1Thin	8309T	27	29x28 or 27x28	4599-TP308
1/2	13/16x16	1/2	2.512	100R2Thin	8309	29	31x30	4599-TP308
5/8	1x14	5/8	2.760	100R2Thin	10309	35	35x34	4599-TP310
3/4	1-3/16x12	3/4	3.779	100R1Thin	12310	39	39x37	34T
3/4	1-3/16x12	3/4	3.779	100R2Thin	12310	39	39x39 39x38*	34T

Power-Swage Die Charts

RECOMMENDED DIES FOR STANDARD COVER HOSE										
Recommended dies for installing Power Swage System couplings using Couplamatic Systems Inc., House of Hose, or Cross Swage machines on standard cover hydraulic hose.										
Hose Description										
One Wire Braid SAE 100R1A (Standard Cover) 54MB-1	Hose I.D.	1/4	3/8	1/2	3/4	1	1-1/4	1-1/2	2	
	Ferrule Size	21	27	31	41	51	62	70	86	
	Die No.	21x22	27x27	31x31	41x41	51x51	62x62	70x70	86x86	
Two Wire Braid SAE 100R2A (Standard Cover) 54MB-2	Hose I.D.	1/4	3/8	1/2	3/4	1	1-1/4	1-1/2	2	
	Ferrule Size	23	29	33	43	53	66	74	90	
	Die No.	23x24	29x29	33x33	43x43	53x53	66x66	74x74	90x90	

RECOMMENDED DIES FOR THIN COVER HOSE, HY-PLUS II & III.										
Recommended dies for installing Power Swage System couplings using Couplamatic Systems Inc., House of Hose, or Cross Swage machines on thin cover, Hy-Plus II, & III hydraulic hose.										
Hose Description										
One Wire Braid SAE 100R1AT (Thin Cover) 57MB-1 & Hy-Plus III (HPIII)	Hose I.D.	1/4	3/8	1/2	1/2	5/8	3/4	1	1-1/4	1-1/2
	Ferrule Size	19	23	25	27	29	NA	39	49	62
	Die No.	19x20	25x24	25x25	29x28	29x29	NA	39x37	49x47	62x60
Two Wire Braid SAE 100R2AT (Thin Cover) 57MB-2 & Hy-Plus II (HPII)	Hose I.D.	1/4	3/8	1/2	1/2	5/8	3/4	1	1-1/4	1-1/2
	Ferrule Size	19	---	25	---	29	35	39	49	66
	Die No.	21x22	---	27x26	---	31x30	35x34	39x38	49x48	66x64

*Swage through larger die first. If a gap exists between hose and ferrule, swage through smaller die.