


Refrigerant Hose Fittings

R-12 & R-134A



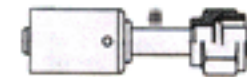
Refrigerant Hose Ends are for use with Refrigerant hose (F204), and are compatible with both R-12 and R-134A refrigerants. Refrigerant fittings should be applied with a bubble crimp to pass new coupling integrity performance requirements. BL series has steel nut and ferrule, and an aluminum tube. SB series has steel nut, tube, and ferrule. See page 49L for crimpers, dies, and die carriers. See page 4A for Refrigerant Hose (No. F204).

****Minimum order of 5 pcs. per part # on all refrigerant fittings.****



Female O-Ring

Hose I.D.	Thread Size	Tube O.D.	Part No.
5/16 (#6)	5/8-18	3/8	BL1301
13/32 (#8)	3/4-16	1/2	BL1302
1/2 (#10)	7/8-14	5/8	BL1303
5/8 (#12)	1-1/16-14	3/4	BL1304
1/2 (#10)	3/4-16	1/2	BL1306



Female O-Ring With R12 Service Port

Hose I.D.	Thread Size	Tube O.D.	Part No.
5/16 (#6)	5/8-18	3/8	BL1301-1
13/32 (#8)	3/4-16	1/2	BL1302-1
1/2 (#10)	7/8-14	5/8	BL1303-1



Female O-Ring With R134A Service Port

Hose I.D.	Thread Size	Tube O.D.	Part No.
5/16 (#6)	5/8-18	3/8	BL1301-3
13/32 (#8)	3/4-16	1/2	BL1302-3
1/2 (#10)	7/8-14	5/8	BL1303-3



Female O-Ring 45°

Hose I.D.	Thread Size	Tube O.D.	Drop A (In.)	Part No.
5/16 (#6)	5/8-18	3/8	.56	BL1311
13/32 (#8)	3/4-16	1/2	.63	BL1312
1/2 (#10)	7/8-14	5/8	.88	BL1313
5/8 (#12)	1-1/16-14	3/4	.94	BL1314



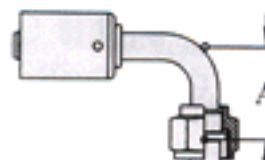
Female O-Ring 45° With R-12 Service Port

Hose I.D.	Thread Size	Tube O.D.	Drop A (In.)	Part No.
5/16 (#6)	5/8-18	3/8	.56	BL1311-1
13/32 (#8)	3/4-16	1/2	.63	BL1312-1
1/2 (#10)	7/8-14	5/8	.88	BL1313-1



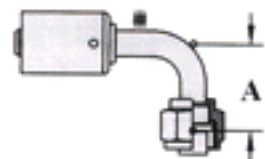
Female O-Ring 45° With R-134A Service Port

Hose I.D.	Thread Size	Tube O.D.	Drop A (In.)	Part No.
5/16 (#6)	5/8-18	3/8	.56	BL1311-3
13/32 (#8)	3/4-16	1/2	.63	BL1312-3
1/2 (#10)	7/8-14	5/8	.88	BL1313-3



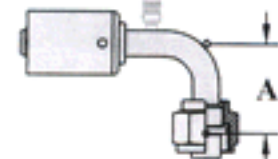
Female O-Ring 90°

Hose I.D.	Thread Size	Tube O.D.	Drop A (In.)	Part No.
5/16 (#6)	5/8-18	3/8	1.12	BL1321
13/32 (#8)	3/4-16	1/2	1.31	BL1322
1/2 (#10)	7/8-14	5/8	1.50	BL1323
5/8 (#12)	1-1/16-12	3/4	1.75	BL1324
5/8 (#12)	7/8-14	5/8	1.75	BL1327



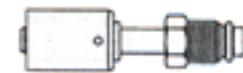
Female O-Ring 90° With R-12 Service Port

Hose I.D.	Thread Size	Tube O.D.	Drop A (In.)	Part No.
5/16 (#6)	5/8-18	3/8	1.12	BL1321-1
13/32 (#8)	3/4-16	1/2	1.31	BL1322-1
1/2 (#10)	7/8-14	5/8	1.50	BL1323-1
5/8 (#12)	7/8-14	5/8	1.75	BL1327-1



Female O-Ring 90° With R-134A Service Port

Hose I.D.	Thread Size	Tube O.D.	Drop A (In.)	Part No.
5/16 (#6)	5/8-18	3/8	1.12	BL1321-3
13/32 (#8)	3/4-16	1/2	1.31	BL1322-3
1/2 (#10)	7/8-14	5/8	1.50	BL1323-3
5/8 (#12)	7/8-14	5/8	1.75	BL1327-3



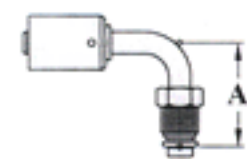
Male O-Ring

Hose I.D.	Thread Size	Tube O.D.	Part No.
5/16 (#6)	5/8-18	3/8	BL1401
13/32 (#8)	3/4-18	1/2	BL1402
1/2 (#10)	7/8-18	5/8	BL1403
5/8 (#12)	1-1/16-16	3/4	BL1404



Male O-Ring 45°

Hose I.D.	Thread Size	Tube O.D.	Drop A (In.)	Part No.
5/16 (#6)	5/8-18	3/8	.88	BL1411
13/32 (#8)	3/4-18	1/2	1.00	BL1412
1/2 (#10)	7/8-18	5/8	1.06	BL1413
5/8 (#12)	1-1/16-16	3/4	1.19	BL1414



Male O-Ring 90°

Hose I.D.	Thread Size	Tube O.D.	Drop A (In.)	Part No.
5/16 (#6)	5/8-18	3/8	1.63	BL1421
13/32 (#8)	3/4-18	1/2	1.88	BL1422
1/2 (#10)	7/8-18	5/8	2.12	BL1423
5/8 (#12)	1-1/16-16	3/4	2.25	BL1424


Refrigerant Hose Fittings

R-12 & R-134A




Refrigerant Hose Ends are for use with Refrigerant hose (F204), and are compatible with both R-12 and R-134A refrigerants. Refrigerant fittings should be applied with a bubble crimp to pass new coupling integrity performance requirements. BL series has steel nut and ferrule, and an aluminum tube. SB series has steel nut, tube, and ferrule. See page 49L for crimpers, dies, and die carriers. See page 4A for Refrigerant Hose (No. F204).

****Minimum order of 5 pcs. per part # on all refrigerant fittings.****



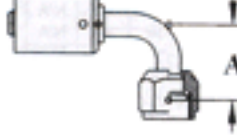
SAE 45° Female Flare

Hose I.D.	Thread Size	Tube O.D.	Part No.
5/16 (#6)	5/8-18	3/8	BL1101
13/32 (#8)	3/4-16	1/2	BL1102
1/2 (#10)	7/8-14	5/8	BL1103
5/8 (#12)	1-1/16-14	3/4	BL1104
1/2 (#10)	3/4-16	1/2	BL1106
5/16 (#6)	3/4-16	1/2	BL1108




SAE 45° Female Flare 45°

Hose I.D.	Thread Size	Tube O.D.	Drop A (In.)	Part No.
5/16 (#6)	5/8-18	3/8	.56	BL1111
13/32 (#8)	3/4-16	1/2	.63	BL1112
1/2 (#10)	7/8-14	5/8	.88	BL1113
5/8 (#12)	1-1/16-14	3/4	1.00	BL1114



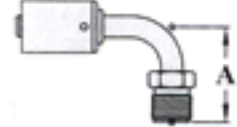
SAE 45° Female Flare 90°

Hose I.D.	Thread Size	Tube O.D.	Drop A (In.)	Part No.
5/16 (#6)	5/8-18	3/8	1.06	BL1121
13/32 (#8)	3/4-16	1/2	1.25	BL1122
1/2 (#10)	7/8-14	5/8	1.50	BL1123
5/8 (#12)	1-1/16-14	3/4	1.50	BL1124




Male Insert O-Ring

Hose I.D.	Thread Size	Tube O.D.	Part No.
5/16 (#6)	5/8-18	3/8	BL1801
13/32 (#8)	3/4-16	1/2	BL1802
1/2 (#10)	7/8-14	5/8	BL1803
5/8 (#12)	1-1/16-14	3/4	BL1804



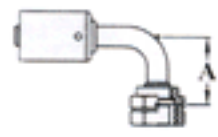
Male Insert O-Ring 90°

Hose I.D.	Thread Size	Tube O.D.	Drop A (In.)	Part No.
5/16 (#6)	5/8-18	3/8	1.50	BL1821
13/32 (#8)	3/4-16	1/2	1.75	BL1822
1/2 (#10)	7/8-14	5/8	2.00	BL1823




Female Metric Threads

Hose I.D.	Thread Size	Tube O.D.	Part No.
5/16 (#6)	9/16-18 (M14)	3/8	BL9301
5/16 (#6)	M16-1.5	M16	BL9302
1/2 (#10)	M22-1.5	M22	BL9306
1/2 (#10)	M24-2.0	M24	BL9307
5/8 (#12)	M27-2.0	M27	BL9308




Female Metric Threads 90°

Hose I.D.	Thread Size	Tube O.D.	Drop A (In.)	Part No.
5/16 (#6)	9/16-18	3/8	1.12	BL9321
5/16 (#6)	M16-1.5	M16	1.12	BL9322
1/2 (#10)	M22-1.5	M22	1.50	BL9326
1/2 (#10)	M24-2.0	M24	1.50	BL9327
5/8 (#12)	M27-2.0	M27	1.75	BL9328



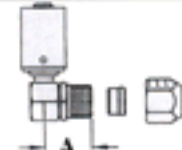
Metric Tubing Repair Compression Fitting

Hose I.D.	Thread Size	Tube Dia.	Part No.
5/16 (#6)	5/8-18	8.0	SB3001
13/32 (#8)	3/4-16	12.0	SB3002
1/2 (#10)	7/8-14	14.5	SB3003




English Tubing Repair Compression Fitting

Hose I.D.	Thread Size	Tube Dia.	Part No.
5/16 (#6)	5/8-18	3/8	SB2901
13/32 (#8)	3/4-16	1/2	SB2902
1/2 (#10)	7/8-14	5/8	SB2903
5/8 (#12)	1-1/16-14	3/4	SB2904
1/2 (#10)	3/4-16	1/2	SB2906
5/8 (#12)	7/8-14	5/8	SB2907
5/16 (#6)	3/4-16	1/2	SB2908




English Tubing Repair Compression Fitting 90°

Hose I.D.	Thread Size	Tube Dia.	Drop A (in.)	Part No.
13/32 (#8)	3/4-16	1/2	1.06	SB2922




Splicer

Hose I.D.	Part No.
5/16 (#6)	BL6101
13/32 (#8)	BL6102
1/2 (#10)	BL6103
5/8 (#12)	BL6104




Splicer With R-134A Service Port

Hose I.D.	Part No.
5/16 (#6)	BL6101-3
13/32 (#8)	BL6102-3
1/2 (#10)	BL6103-3
5/8 (#12)	BL6104-3



Weld-On Beadlock

Hose I.D.	Tube Size	Tube Style	Part No.
5/16 (#6)	3/8	Alum	BL6601
13/32 (#8)	1/2	Alum	BL6602
1/2 (#10)	5/8	Alum	BL6603
5/8 (#12)	3/4	Alum	BL6604
5/8 (#12)	5/8	Alum	BL6605
5/16 (#6)	3/8	Steel	SB6601
13/32 (#8)	1/2	Steel	SB6602
1/2 (#10)	5/8	Steel	SB6603
5/8 (#12)	3/4	Steel	SB6604
5/8 (#12)	5/8	Steel	SB6605



Refrigerant O-Ring

Tube Size	Part No.
3/8	4041
1/2	4042
5/8	4043
3/4	4044

Compatible with R12 and R134a.



"BUBBLE CRIMP"
From HH3710 Crimper.
See pg. 4A for Refrigerant Hose (No. F204)
See pg 49L for crimper.