

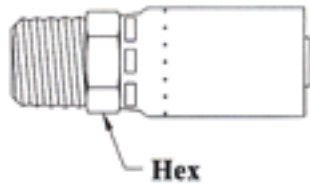
Vari-Crimp® Couplings



Hydraulic Hose ends for 100R1 thin cover (57 MB-1, 56MB-1), 100R2 thin cover (57 MB-2, 56MB-2), HY-PLUS I (HPI), II (HPII), & III (HPIII), 100R17 (R17), 100R3 (3319A), and 100R4 (104MB) hose. For 1-1/2 and 2 100R2 Thin Cover (57MB-2) see Bite to Wire GW Spiral Hose Couplings on pages 25C thru 29C or Vari-Crimp R12 Skive Couplings on page 14B. The Vari-Crimp coupling is compatible with virtually all Crimp Machines. Cross reference pages 51M-53M

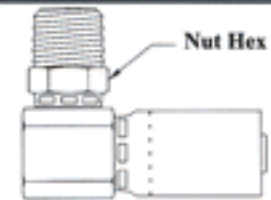
Yellow Dichromate Finish

NPTF Male Solid



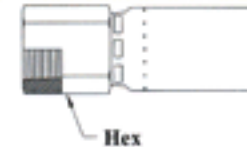
Hose I.D.	Pipe Size	Thread Size	Hex Size	Part No.
3/16	1/4	1/4-18	5/8	303V
1/4	1/8	1/8-27	5/8	400V
1/4	1/4	1/4-18	5/8	403V
1/4	3/8	3/8-18	3/4	415V
1/4	1/2	1/2-14	7/8	439V
3/8	1/4	1/4-18	3/4	600V
3/8	3/8	3/8-18	3/4	603V
3/8	3/8	3/8-18 LN	3/4	603VLN
3/8	1/2	1/2-14	7/8	615V
1/2	3/8	3/8-18	7/8	800V
1/2	1/2	1/2-14	7/8	803V
1/2	3/4	3/4-14	1-1/8	854V
5/8	1/2	1/2-14	15/16	1000V
5/8	3/4	3/4-14	1-1/8	1003V
3/4	1/2	1/2-14	1-1/8	1200V
3/4	3/4	3/4-14	1-1/8	1203V
3/4	1	1-11 1/2	1-3/8	1254V
1	3/4	3/4-14	1-3/8	1603V
1	1	1-11 1/2	1-3/8	1600V
1-1/4	1-1/4	1 1/4-11 1/2	1-11/16	2000V

90° NPTF Male Swivel *



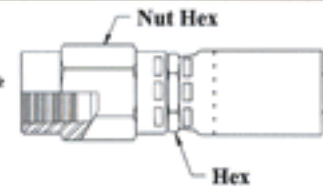
Hose I.D.	Pipe Size	Thread Size	Nut Hex	Part No.
1/4	1/4	1/4-18	5/8	4206V
3/8	3/8	3/8-18	3/4	6209V
3/8	1/2	1/2-14	7/8	6251V
1/2	1/2	1/2-14	7/8	8209V
3/4	3/4	3/4-14	1-1/4	12209V

NPTF Solid Female



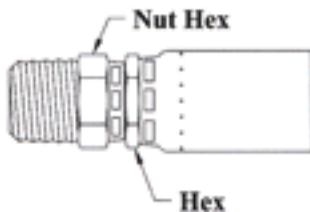
Hose I.D.	Pipe Size	Thread Size	Hex Size	Part No.
1/4	1/8	1/8-27	5/8	436V
1/4	1/4	1/4-18	3/4	412V
3/8	1/4	1/4-18	3/4	663V
3/8	3/8	3/8-18	7/8	612V
3/8	1/2	1/2-14	1	688V
1/2	1/2	1/2-14	1	812V
3/4	3/4	3/4-14	1-1/4	1212V

NPTF Female Swivel*



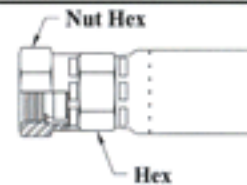
Hose I.D.	Pipe Size	Thread Size	Hex Size	Nut Hex	Part No.
1/4	1/4	1/4-18	5/8	3/4	484V
3/8	3/8	3/8-18	3/4	7/8	684V
1/2	1/2	1/2-14	7/8	1	884V

NPTF Swivel Male *



Hose I.D.	Pipe Size	Thread Size	Hex Size	Nut Hex	Part No.
1/4	1/8	1/8-27	5/8	5/8	462V
1/4	1/4	1/4-18	5/8	5/8	406V
1/4	3/8	3/8-18	5/8	3/4	466V
3/8	1/4	1/4-18	3/4	3/4	666V
3/8	3/8	3/8-18	3/4	3/4	609V
3/8	1/2	1/2-14	7/8	7/8	651V
1/2	3/8	3/8-18	7/8	3/4	857V
1/2	1/2	1/2-14	7/8	7/8	809V
3/4	3/4	3/4-14	1-1/8	1-1/4	1209V
1	1	1-11 1/2	1-3/8	1-3/8	1609V

NPSM Swivel Female



Hose I.D.	Pipe Size	Thread Size	Hex Size	Nut Hex	Part No.
1/4	1/4	1/4-18	5/8	11/16	409V
3/8	3/8	3/8-18	3/4	7/8	606V
3/8	1/2	1/2-14	7/8	1	648V
1/2	1/2	1/2-14	7/8	1	806V
3/4	3/4	3/4-14	1-1/8	1-1/4	1206V
1	1	1-11 1/2	1-3/8	1-1/2	1606V
1-1/4	1-1/4	1 1/4-11 1/2	1-11/16	1-7/8	2008V

* Note: Swivel for installation purposes only. Leakage may occur at low pressure.

Vari-Crimp® Couplings



Hydraulic Hose ends for 100R1 thin cover (57 MB-1, 56MB-1), 100R2 thin cover (57 MB-2, 56MB-2), HY-PLUS I (HPI), II (HPII), & III (HPIII), 100R17 (R17), 100R3 (3319A), and 100R4 (104MB) hose. For 1-1/2 and 2 100R2 Thin Cover (57MB-2) see Bite to Wire GW Spiral Hose Couplings on pages 25C thru 29C or Vari-Crimp R12 Skive Couplings on page 14B. The Vari-Crimp coupling is compatible with virtually all Crimp Machines. Cross reference pages 51M-53M

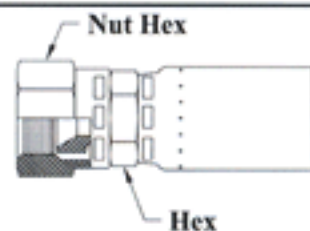
Yellow Dichromate Finish

1/2-27 Female Grease Tap



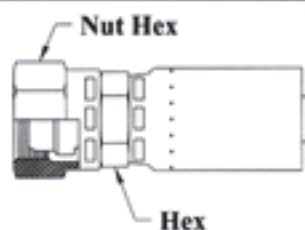
Hose I.D.	Thread Size	Hex Size	Part No.
1/4	1/2-27	3/4	445V
3/8	1/2-27	3/4	660V

Female JIC 37° Swivel



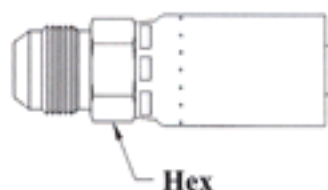
Hose I.D.	Thread Size	Tube O.D.	Hex Size	Nut Hex	Part No.
3/16	7/16x20	1/4	5/8	9/16	324V
1/4	7/16x20	1/4	5/8	9/16	424V
1/4	1/2x20	5/16	5/8	5/8	427V
1/4	9/16x18	3/8	5/8	11/16	433V
3/8	7/16x20	1/4	3/4	9/16	675V
3/8	9/16x18	3/8	3/4	11/16	627V
3/8	3/4x16	1/2	3/4	7/8	630V
3/8	7/8x14	5/8	7/8	1	657V
1/2	9/16x18	3/8	7/8	11/16	842V
1/2	3/4x16	1/2	7/8	7/8	824V
1/2	7/8x14	5/8	7/8	1	827V
1/2	1-1/16x12	3/4	1-1/8	1-1/4	845V
5/8	3/4x16	1/2	15/16	7/8	1024V
5/8	7/8x14	5/8	15/16	1	1027V
5/8	1-1/16x12	3/4	1-1/8	1-1/4	1021V
3/4	7/8x14	5/8	1-1/8	1	1230V
3/4	1-1/16x12	3/4	1-1/8	1-1/4	1221V
3/4	1-3/16x12	7/8	1-3/8	1-1/2	1245V
3/4	1-5/16x12	1	1-3/8	1-1/2	1236V
1	1-1/16x12	3/4	1-3/8	1-1/4	1621V
1	1-5/16x12	1	1-3/8	1-1/2	1618V
1	1-5/8x12	1-1/4	1-11/16	2	1624V
1-1/4	1-5/8x12	1-1/4	1-11/16	2	2005V

Air Brake Swivel



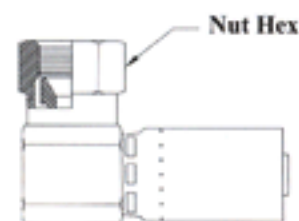
Hose I.D.	ABS Size	Thread Size	Hex Size	Nut Hex	Part No.
3/8	3/8	3/4-20	3/4	7/8	672V
1/2	1/2	7/8-20	7/8	1	851V

Male JIC 37° Solid



Hose I.D.	Thread Size	Tube O.D.	Hex Size	Part No.
1/4	7/16x20	1/4	5/8	418V
1/4	1/2x20	5/16	5/8	421V
1/4	9/16x18	3/8	5/8	430V
3/8	9/16x18	3/8	3/4	618V
3/8	3/4x16	1/2	3/4	621V
3/8	7/8x14	5/8	7/8	669V
1/2	3/4x16	1/2	7/8	815V
1/2	7/8x14	5/8	7/8	818V
1/2	1-1/16x12	3/4	1-1/8	848V
5/8	3/4x16	1/2	15/16	1012V
5/8	7/8x14	5/8	15/16	1018V
5/8	1-1/16x12	3/4	1-1/8	1015V
3/4	7/8x14	5/8	1-1/8	1218V
3/4	1-1/16x12	3/4	1-1/8	1215V
3/4	1-3/16x12	7/8	1-3/8	1260V
3/4	1-5/16x12	1	1-3/8	1233V
1	1-5/16x12	1	1-3/8	1612V
1-1/4	1-5/8x12	1-1/4	1-11/16	2015V

90° Female JIC 37° Swivel



Hose I.D.	Thread Size	Tube O.D.	Nut Hex	Part No.
1/4	7/16x20	1/4	5/8	4224V
3/8	9/16x18	3/8	11/16	6227V
3/8	3/4x16	1/2	7/8	6230V
1/2	3/4x16	1/2	7/8	8224V
1/2	7/8x14	5/8	1	8227V

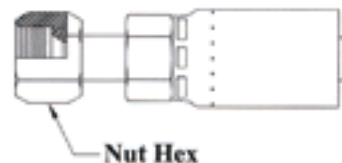
Vari-Crimp® Couplings



Hydraulic Hose ends for 100R1 thin cover (57 MB-1, 56MB-1), 100R2 thin cover (57 MB-2, 56MB-2), HY-PLUS I (HPI), II (HPII), & III (HPIII), 100R17 (R17), 100R3 (3319A), and 100R4 (104MB) hose. For 1-1/2 and 2 100R2 Thin Cover (57MB-2) see Bite to Wire GW Spiral Hose Couplings on pages 25C thru 29C or Vari-Crimp R12 Skive Couplings on page 14B. The Vari-Crimp coupling is compatible with virtually all Crimp Machines. Cross reference pages 51M-53M

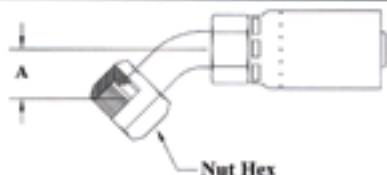
Yellow Dichromate Finish

Straight JIC/SAE Dual Seat Swivel Female



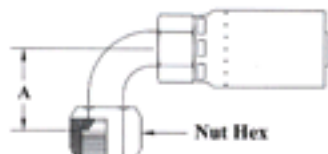
Hose I.D.	Thread Size	Tube O.D.	Nut Hex	Part No.
1/4	7/16x20	1/4	9/16	4124V
1/4	1/2x20	5/16	5/8	4151V
3/8	1/2x20	5/16	5/8	6127V
1/2	3/4x16	1/2	7/8	8127V
1/2	7/8x14	5/8	1	8154V

45° Bend JIC/SAE Dual Seat Swivel Female



Hose I.D.	Thread Size	Tube O.D.	A-Drop Inches	Nut Hex	Part No.
1/4	7/16x20	1/4	.467	9/16	4127V
1/4	1/2x20	5/16	.526	5/8	4154V
3/8	7/16x20	1/4	.470	9/16	6184V
3/8	1/2x20	5/16	.526	5/8	6130V
3/8	9/16x18	3/8	.588	11/16	6157V*
3/8	3/4x16	1/2	.713	7/8	6169V
1/2	3/4x16	1/2	.713	7/8	8130V
1/2	7/8x14	5/8	.839	1	8157V
5/8	7/8x14	5/8	.680	1	1057V
5/8	1-1/16x12	3/4	.780	1-1/4	1063V*
3/4	1-1/16x12	3/4	1.118	1-1/4	12612V*
1	1-5/16x12	1	1.146	1-1/2	16612V*

90° Bend JIC/SAE Dual Seat Swivel Female



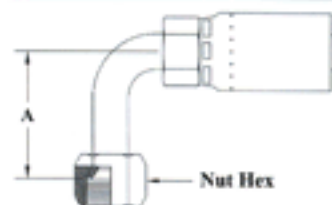
Hose I.D.	Thread Size	Tube O.D.	A-Drop Inches	Nut Hex	Part No.
1/4	7/16x20	1/4	.810	9/16	4130V
1/4	1/2x20	5/16	1.000	5/8	4157V
1/4	9/16x18	3/8	1.125	11/16	4160V
3/8	7/16x20	1/4	.680	9/16	6187V
3/8	1/2x20	5/16	1.000	5/8	6133V
3/8	9/16x18	3/8	1.125	11/16	6160V*
3/8	3/4x16	1/2	1.375	7/8	6163V
1/2	3/4x16	1/2	1.375	7/8	8133V

continued at top

Continued from bottom left column 90° Bend JIC/SAE Dual Seat Swivel Female

Hose I.D.	Thread Size	Tube O.D.	Drop Inches	Nut Hex	Part No.
1/2	7/8x14	5/8	1.625	1	8160V
5/8	7/8x14	5/8	1.230	1	1060V
5/8	1-1/16x12	3/4	2.312	1-1/4	1066V*
3/4	7/8x14	5/8	1.230	1	12660V
3/4	1-1/16x12	3/4	2.312	1-1/4	12651V*
1	1-5/16x12	1	2.656	1-1/2	16651V*
1-1/4	1-5/8x12	1-1/4	3.310	2	20677V

90° Bend JIC/SAE Dual Seat Swivel Female Long Drop



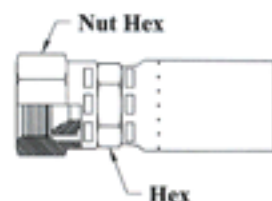
Hose I.D.	Thread Size	Tube O.D.	A-Drop Inches	Nut Hex	Part No.
1/4	7/16x20	1/4	1.80	9/16	4163V
1/4	9/16x18	3/8	2.18	11/16	4178V*
3/8	7/16x20	1/4	1.80	9/16	6190V
3/8	9/16x18	3/8	2.18	11/16	6166V*
1/2	3/4x16	1/2	2.43	7/8	8163V
1/2	7/8x14	5/8	2.57	1	8166V
3/4	1-1/16x12	3/4	3.73	1-1/4	12657V*
1	1-5/16x12	1	3.37	1-1/2	16657V*

Male SAE 45° Solid



Hose I.D.	Thread Size	Tube O.D.	Hex Size	Part No.
3/8	5/8x18	3/8	3/4	624V
3/4	1-1/16x14	3/4	1-1/8	1242V

Female SAE 45° Swivel



Hose I.D.	Thread Size	Tube O.D.	Hex Size	Nut Hex	Part No.
1/4	5/8x18	3/8	3/4	13/16	442V
3/8	5/8x18	3/8	3/4	13/16	633V
3/4	1-1/16x14	3/4	1-1/8	1-1/4	1224V

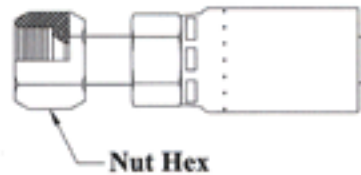
Vari-Crimp® Couplings



Hydraulic Hose ends for 100R1 thin cover (57 MB-1, 56MB-1), 100R2 thin cover (57 MB-2, 56MB-2), HY-PLUS I (HPI), II (HPII), & III (HPIII), 100R17 (R17), 100R3 (3319A), and 100R4 (104MB) hose. For 1-1/2 and 2 100R2 Thin Cover (57MB-2) see Bite to Wire GW Spiral Hose Couplings on pages 25C thru 29C or Vari-Crimp R12 Skive Couplings on page 14B. The Vari-Crimp coupling is compatible with virtually all Crimp Machines. Cross reference pages 51M-53M

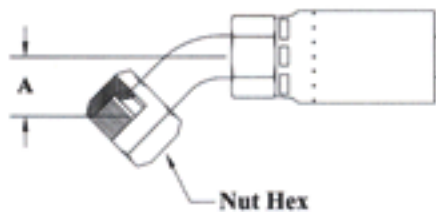
Yellow Dichromate Finish

Straight SAE Swivel Female



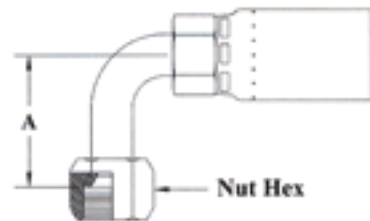
Hose I.D.	Thread Size	Tube O.D.	Nut Hex	Part No.
3/8	5/8x18	3/8	3/4	6145V

45° Bend SAE Swivel Female



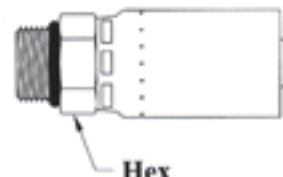
Hose I.D.	Thread Size	Tube O.D.	A-Drop Inches	Nut Hex	Part No.
3/8	5/8x18	3/8	.588	3/4	6148V

90° Bend SAE Swivel Female



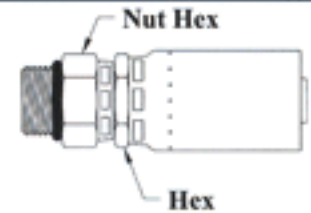
Hose I.D.	Thread Size	Tube O.D.	A-Drop Inches	Nut Hex	Part No.
3/8	5/8x18	3/8	1.125	3/4	6151V
3/8	5/8x18	3/8	2.180	3/4	6172V

ORB Male Solid



Hose I.D.	Thread Size	Tube O.D.	Hex Size	Part No.
1/4	7/16x20	1/4	5/8	451V
1/4	1/2x20	5/16	5/8	454V
1/4	9/16x18	3/8	11/16	448V
3/8	9/16x18	3/8	3/4	636V
3/8	3/4x16	1/2	7/8	639V
3/8	7/8x14	5/8	1	642V
1/2	3/4x16	1/2	7/8	830V
1/2	7/8x14	5/8	1	833V
1/2	1-1/16x12	3/4	1-1/4	860V
5/8	3/4x16	1/2	15/16	1030V
5/8	7/8x14	5/8	1	1033V
3/4	1-1/16x12	3/4	1-1/4	1227V
1	1-5/16x12	1	1-1/2	1630V

ORB Swivel Male *



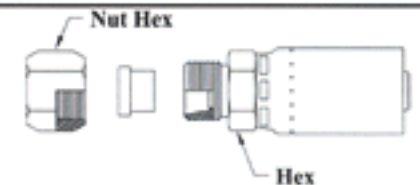
Hose I.D.	Thread Size	Tube O.D.	Hex Size	Nut Hex	Part No.
1/4	7/16x20	1/4	5/8	5/8	457V
3/8	9/16x18	3/8	3/4	3/4	678V
3/8	3/4x16	1/2	3/4	7/8	645V
1/2	3/4x16	1/2	7/8	7/8	836V
1/2	7/8x14	5/8	7/8	1	839V
3/4	1-1/16x12	3/4	1-1/8	1-1/4	1239V

90° ORB Male Swivel *



Hose I.D.	Thread Size	Tube O.D.	Nut Hex	Part No.
3/8	9/16x18	3/8	7/8	6278V
3/8	3/4x16	1/2	7/8	6245V
1/2	3/4x16	1/2	7/8	8236V
1/2	7/8x14	5/8	1	8239V
3/4	1-1/16x12	3/4	1-1/4	12239V

Tube Repair Couplings



Hose I.D.	Thread Size	Tube O.D.	Hex Size	Nut Hex	Part No.
1/4	7/16x20	1/4	5/8	9/16	4100V
1/4	1/2x20	5/16	5/8	5/8	4103V
3/8	1/2x20	5/16	3/4	5/8	6103V
3/8	9/16x18	3/8	3/4	11/16	6106V
3/8	3/4x16	1/2	3/4	7/8	6800V
1/2	3/4x16	1/2	7/8	7/8	8103V
1/2	7/8x14	5/8	15/16	1	8106V
3/4	1-1/16x12	3/4	1-1/8	1-1/4	12100V
1	1-5/16x12	1	1-3/8	1-1/2	16100V

Nuts and Sleeves

Tube Size	Nut Part No.	Sleeve Part No.
1/4	718x4	719x4
5/16	718x5	719x5
3/8	718x6	719x6
1/2	718x8	719x8
5/8	718x10	719x10
3/4	718x12	719x12
1	718x16	719x16

* Note: Swivel for installation purposes only. Leakage may occur at low pressure.

Vari-Crimp® Couplings



Hydraulic Hose ends for 100R1 thin cover (57 MB-1, 56MB-1), 100R2 thin cover (57 MB-2, 56MB-2), HY-PLUS I (HPI), II (HPII), & III (HPIII), 100R17 (R17), 100R3 (3319A), and 100R4 (104MB) hose. For 1-1/2 and 2 100R2 Thin Cover (57MB-2) see Bite to Wire GW Spiral Hose Couplings on pages 25C thru 29C or Vari-Crimp R12 Skive Couplings on page 14B. The Vari-Crimp coupling is compatible with virtually all Crimp Machines. Cross reference pages 51M-53M

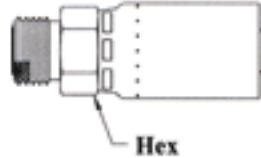
Yellow Dichromate Finish

Hose Splicer Coupling



Hose I.D.	Part No.
1/4	44SV
3/8	66SV
1/2	88SV
3/4	1212SV
1	1616SV

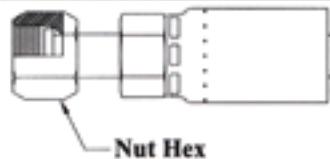
O-Ring Face Seal (ORF) Solid Male



Hose I.D.	Thread Size	Tube O.D.	Hex Size	Part No.
1/4	9/16x18	1/4	5/8	4E64V
3/8	11/16x16	3/8	3/4	6E66V
3/8	13/16x16	1/2	7/8	6E68V
1/2	13/16x16	1/2	7/8	8E68V
1/2	1x14	5/8	1-1/16	8E70V
5/8	1x14	5/8	1-1/16	10E70V
5/8	1-3/16x12	3/4	1-1/4	10E72V
3/4	1-3/16x12	3/4	1-1/4	12E72V
1	1-7/16x12	1	1-1/2	16E76V

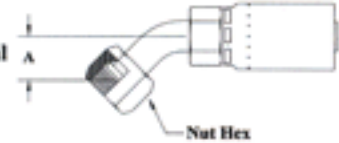
Couplings are capped with O-ring included.

Straight O-Ring Face Seal (ORF) Swivel Female



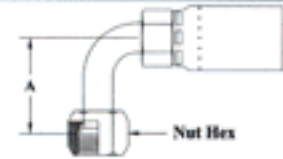
Hose I.D.	Thread Size	Tube O.D.	Nut Hex	Part No.
1/4	9/16x18	1/4	11/16	4S64V
1/4	11/16x16	3/8	7/8	4S66V
1/4	13/16x16	1/2	1	4S68V
3/8	9/16x18	1/4	11/16	6S64V
3/8	11/16x16	3/8	7/8	6S66V
3/8	13/16x16	1/2	1	6S68V
1/2	11/16x16	3/8	7/8	8S66V
1/2	13/16x16	1/2	1	8S68V
1/2	1x14	5/8	1-1/4	8S70V
5/8	1x14	5/8	1-1/4	10S70V
5/8	1-3/16x12	3/4	1-3/8	10S72V
3/4	1x14	5/8	1-1/4	12S70V
3/4	1-3/16x12	3/4	1-3/8	12S72V
3/4	1-7/16x12	1	1-5/8	12S76V
1	1-7/16x12	1	1-5/8	16S76V
1-1/4	1-11/16x12	1-1/4	1-7/8	20S80V

45° Bend O-Ring Face Seal (ORF) Swivel Female



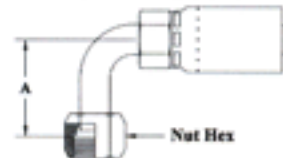
Hose I.D.	Thread Size	Tube O.D.	A-Drop Inches	Nut Hex	Part No.
1/4	9/16x18	1/4	.409	11/16	4L64V
1/4	11/16x16	3/8	.480	13/16	4L66V
3/8	11/16x16	3/8	.429	13/16	6L66V
3/8	13/16x16	1/2	.600	15/16	6L68V
1/2	11/16x16	3/8	.429	13/16	8L66V
1/2	13/16x16	1/2	.590	15/16	8L68V
1/2	1x14	5/8	.680	1-1/8	8L70V
5/8	1x14	5/8	.680	1-1/8	10L70V
5/8	1-3/16x12	3/4	.831	1-3/8	10L72V
3/4	1x14	5/8	.680	1-1/8	12L70V
3/4	1-3/16x12	3/4	.831	1-3/8	12L72V
1	1-7/16x12	1	1.146	1-5/8	16L76V
1-1/4	1-11/16x12	1-1/4	1.070	1-7/8	20L80V

90° Bend O-Ring Face Seal (ORF) Swivel Female



Hose I.D.	Thread Size	Tube O.D.	A-Drop Inches	Nut Hex	Part No.
1/4	9/16x18	1/4	.779	11/16	4A24V
1/4	11/16x16	3/8	1.125	13/16	4A26V
3/8	9/16x18	1/4	.780	11/16	6A24V
3/8	11/16x16	3/8	.902	13/16	6A26V
3/8	13/16x16	1/2	1.150	15/16	6A28V
1/2	11/16x16	3/8	.900	13/16	8A26V
1/2	13/16x16	1/2	1.150	15/16	8A28V
1/2	1x14	5/8	1.270	1-1/8	8A30V
5/8	1x14	5/8	1.270	1-1/8	10A30V
5/8	1-3/16x12	3/4	1.882	1-3/8	10A32V
3/4	1x14	5/8	1.270	1-1/8	12A30V
3/4	1-3/16x12	3/4	1.882	1-3/8	12A32V
1	1-7/16x12	1	2.500	1-5/8	16A36V
1-1/4	1-11/16x12	1-1/4	2.510	1-7/8	20A40V

90° Bend O-Ring Face Seal (ORF) Swivel Female Medium Drop



Hose I.D.	Thread Size	Tube O.D.	A-Drop Inches	Nut Hex	Part No.
1/4	9/16x18	1/4	1.26	11/16	4J34V
3/8	11/16x16	3/8	1.51	13/16	6J36V
3/8	13/16x16	1/2	1.62	15/16	6J38V
1/2	11/16x16	3/8	1.51	13/16	8J36V
1/2	13/16x16	1/2	1.62	15/16	8J38V
3/4	1-3/16x12	3/4	2.28	1-3/8	12J42V
1	1-7/16x12	1	2.78	1-5/8	16J46V
1-1/4	1-11/16x12	1-1/4	3.09	1-7/8	20J50V

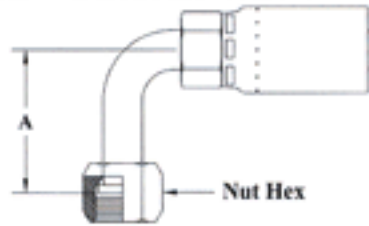
Vari-Crimp® Couplings



Hydraulic Hose ends for 100R1 thin cover (57 MB-1, 56MB-1), 100R2 thin cover (57 MB-2, 56MB-2), HY-PLUS I (HPI), II (HPII), & III (HPIII), 100R17 (R17), 100R3 (3319A), and 100R4 (104MB) hose. For 1-1/2 and 2 100R2 Thin Cover (57MB-2) see Bite to Wire GW Spiral Hose Couplings on pages 25C thru 29C or Vari-Crimp R12 Skive Couplings on page 14B. The Vari-Crimp coupling is compatible with virtually all Crimp Machines. Cross reference pages 51M-53M

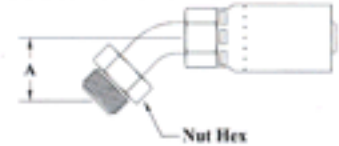
Yellow Dichromate Finish

90° Bend O-Ring Face Seal (ORF) Swivel Female Long Drop



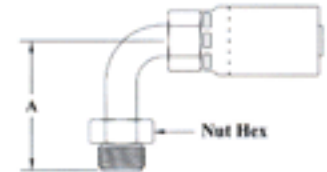
Hose I.D.	Thread Size	Tube O.D.	A-Drop Inches	Nut Hex	Part No.
1/4	9/16x18	1/4	1.799	11/16	4A64V
1/4	11/16x16	3/8	2.130	13/16	4A66V
3/8	11/16x16	3/8	2.130	13/16	6A66V
3/8	13/16x16	1/2	2.512	15/16	6A68V
1/2	13/16x16	1/2	2.512	15/16	8A68V
1/2	1x14	5/8	2.760	1-1/8	8A70V
5/8	1x14	5/8	2.760	1-1/8	10A70V
3/4	1-3/16x12	3/4	3.779	1-3/8	12A72V
1	1-7/16x12	1	4.500	1-5/8	16A76V

45° Bend Inverted Flare



Hose I.D.	Thread Size	Tube O.D.	A-Drop Inches	Nut Hex	Part No.
1/4	3/8x24	3/16	.690	3/8	4172V
1/4	7/16x24	1/4	1.075	7/16	4109V
1/4	1/2x20	5/16	1.100	1/2	4136V
3/8	7/16x24	1/4	.930	7/16	6178V
3/8	1/2x20	5/16	1.100	1/2	6112V
3/8	5/8x18	3/8	1.025	5/8	6139V
3/8	11/16x18	7/16	1.340	11/16	6196V
1/2	3/4x18	1/2	1.126	3/4	8112V
1/2	7/8x18	5/8	.921	7/8	8139V

90° Bend Inverted Flare



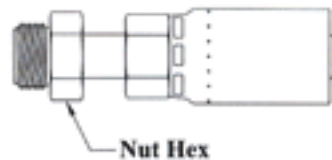
Hose I.D.	Thread Size	Tube O.D.	A-Drop Inches	Nut Hex	Part No.
1/4	3/8x24	3/16	1.060	3/8	4175V
1/4	7/16x24	1/4	1.230	7/16	4112V
1/4	1/2x20	5/16	1.375	1/2	4139V
3/8	7/16x24	1/4	1.360	7/16	6181V
3/8	1/2x20	5/16	1.375	1/2	6115V
3/8	5/8x18	3/8	1.625	5/8	6142V
3/8	11/16x18	7/16	1.970	11/16	6199V
1/2	3/4x18	1/2	2.200	3/4	8115V
1/2	7/8x18	5/8	1.750	7/8	8142V

O Ring For ORF Seal Couplings



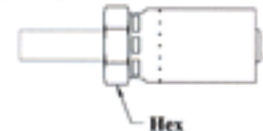
Thread Size	Tube O.D.	Part No.
9/16x18	1/4	4629x4
11/16x16	3/8	4629x6
13/16x16	1/2	4629x8
1x14	5/8	4629x10
1-3/16x12	3/4	4629x12
1-7/16x12	1	4629x16

Straight Inverted Flare



Hose I.D.	Thread Size	Tube O.D.	Nut Hex	Part No.
1/4	3/8x24	3/16	3/8	4169V
1/4	7/16x24	1/4	7/16	4106V
1/4	1/2x20	5/16	1/2	4133V
3/8	7/16x24	1/4	7/16	6175V
3/8	1/2x20	5/16	1/2	6109V
3/8	5/8x18	3/8	5/8	6136V
3/8	11/16x18	7/16	11/16	6193V
1/2	3/4x18	1/2	3/4	8109V
1/2	7/8x18	5/8	7/8	8136V

Standpipe Coupling



Hose I.D.	Tube Size	Tube Rise	Hex Size	Part No.
1/4	1/4	1.10	5/8	4T04V
3/8	3/8	1.30	3/4	6T06V
1/2	1/2	1.58	7/8	8T08V
5/8	5/8	1.34	1	10T10V
3/4	3/4	1.17	1-1/8	12T12V
1	1	1.30	1-3/8	16T16V

Split Flange (Code 61) Straight



Hose I.D.	Flange Size	A-Dia. Inches	Part No.
1/2	1/2	1.19	8G08V
3/4	3/4	1.50	12G12V
3/4	1	1.75	12G16V
1	1	1.75	16G16V
1	1-1/4	2.00	16G20V

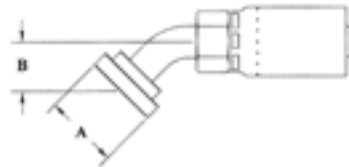
Vari-Crimp® Couplings



Hydraulic Hose ends for 100R1 thin cover (57 MB-1, 56MB-1), 100R2 thin cover (57 MB-2, 56MB-2), HY-PLUS I (HPI), II (HPII), & III (HPIII), 100R17 (R17), 100R3 (3319A), and 100R4 (104MB) hose. For 1-1/2 and 2 100R2 Thin Cover (57MB-2) see Bite to Wire GW Spiral Hose Couplings on pages 25C thru 29C or Vari-Crimp R12 Skive Couplings on page 14B. The Vari-Crimp coupling is compatible with virtually all Crimp Machines. Cross reference pages 51M-53M

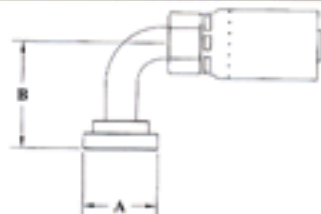
Yellow Dichromate Finish

Split Flange (Code 61) 45° Bend



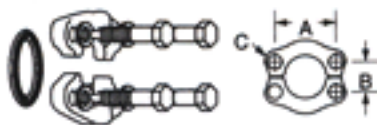
Hose I.D.	Flange Size	A-Dia. Inches	B Drop	Part No.
1/2	1/2	1.19	.78	8G41V
3/4	3/4	1.50	1.00	12G42V
3/4	1	1.75	1.00	12G46V
1	1	1.75	1.12	16G46V
1	1-1/4	2.00	1.12	16G50V

Split Flange (Code 61) 90° Bend



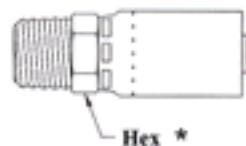
Hose I.D.	Flange Size	A-Dia. Inches	B Drop	Part No.
1/2	1/2	1.19	1.62	8G71V
3/4	3/4	1.50	2.12	12G72V
3/4	1	1.75	2.12	12G76V
1	1	1.75	2.38	16G76V
1	1-1/4	2.00	2.38	16G80V

Split Flange Kits (Code 61)



Flange Size	A B C			Complete Kit No.	O Ring Part No.
	A	B	C		
1/2	1.50	.69	11/32	SFK-8	8252
3/4	1.88	.88	13/32	SFK-12	12252
1	2.06	1.03	13/32	SFK-16	16252
1-1/4	2.31	1.19	15/32	SFK-20	20252
1-1/2	2.75	1.41	17/32	SFK-24	24252
2	3.06	1.69	17/32	SFK-32	32252

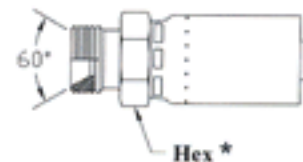
British Standard Tapered Male Pipe (BSPT) Solid



Hose I.D.	BSPT Size	Thread Size	Hex Size	Part No.
1/4	1/4	R-1/4-19	5/8	4T54V
3/8	3/8	R-3/8-19	3/4	6T56V
1/2	1/2	R-1/2-14	7/8	8T58V
3/4	3/4	R-3/4-14	1-1/8	12T62V

R. as part of thread size is ISO designation for tapered thread

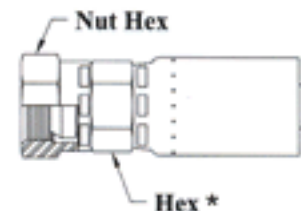
British Standard Parallel 60° Male Pipe (BSPP) Solid



Hose I.D.	BSPP Size	Thread Size	Hex Size	Part No.
1/4	1/4	G-1/4-19	11/16	4P54V
3/8	3/8	G-3/8-19	3/4	6P56V
3/8	1/2	G-1/2-14	1	6P58V
1/2	3/8	G-3/8-19	7/8	8P56V
1/2	1/2	G-1/2-14	1	8P58V
3/4	3/4	G-3/4-14	1-1/8	12P62V

G. as part of thread size is ISO designation for parallel thread

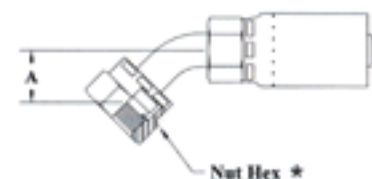
British Standard (BSPP) Female Swivel 60° Cone



Hose I.D.	BSPP Size	Thread Size	Hex Size	Nut Hex	Part No.
1/4	1/4	G-1/4-19	5/8	3/4	481V
1/4	3/8	G-3/8-19	3/4	7/8	486V
3/8	3/8	G-3/8-19	3/4	7/8	681V
1/2	1/2	G-1/2-14	7/8	1	881V
5/8	5/8	G-5/8-14	15/16	1-3/16	1081V
3/4	3/4	G-3/4-14	1-1/8	1-1/4	1281V
1	1	G-1-11	1-3/8	1-1/2	1681V
1-1/4	1-1/4	G-1-1/4-11	1-11/16	1-7/8	2081V

G. as part of thread size is ISO designation for parallel thread

British Standard (BSPP) Female Swivel 45° Bend



Hose I.D.	BSPP Size	Thread Size	A-Drop Inches	Nut Hex	Part No.
1/4	1/4	G-1/4-19	.91	3/4	4P44V
3/8	3/8	G-3/8-19	.90	7/8	6P46V
1/2	1/2	G-1/2-14	.87	1	8P48V
3/4	3/4	G-3/4-14	1.31	1-1/4	12P52V

G. as part of thread size is ISO designation for parallel thread

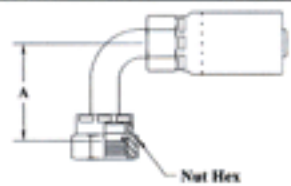
Vari-Crimp® Couplings



Hydraulic Hose ends for 100R1 thin cover (57 MB-1, 56MB-1), 100R2 thin cover (57 MB-2, 56MB-2), HY-PLUS I (HPI), II (HPII), & III (HPIII), 100R17 (R17), 100R3 (3319A), and 100R4 (104MB) hose. For 1-1/2 and 2 100R2 Thin Cover (57MB-2) see Bite to Wire GW Spiral Hose Couplings on pages 25C thru 29C or Vari-Crimp R12 Skive Couplings on page 14B. The Vari-Crimp coupling is compatible with virtually all Crimp Machines. Cross reference pages 51M-53M

Yellow Dichromate Finish

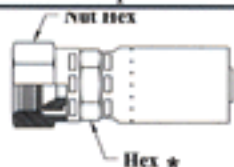
British Standard (BSPP) Female Swivel 90° Bend



Hose I.D.	BSPP Size	Thread Size	A-Drop Inches	Nut Hex	Part No.
1/4	1/4	G-1/4-19	1.50	3/4	4P74V
3/8	3/8	G-3/8-19	1.60	7/8	6P76V
1/2	1/2	G-1/2-14	1.89	1	8P78V
5/8	5/8	G-5/8-14	1.83	1-3/16	10P80V
3/4	3/4	G-3/4-14	2.49	1-1/4	12P82V
1	1	G-1-11	2.98	1-1/2	16P86V

G. as part of thread size is ISO designation of parallel thread

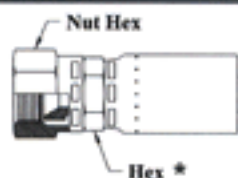
Female JIS 30° Flare Parallel Pipe Swivel



Hose I.D.	Tube Size	Thread Size	Hex Size	Nut Hex	Part No.
1/4	1/4	G-1/4-19	5/8	3/4	4L04V
3/8	3/8	G-3/8-19	3/4	7/8	6L06V
1/2	1/2	G-1/2-14	7/8	1-1/16	8L08V
3/4	3/4	G-3/4-14	1-1/8	1-1/4	12L12V
1	1	G-1-11	1-3/8	1-1/2	16L16V

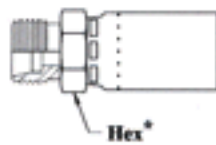
G. as part of thread size is ISO designation of parallel thread

Female 30° Flare (Komatsu)



Hose I.D.	Thread Size	Hex Size	Nut Hex	Part No.
1/4	M14x1.5	5/8	3/4	4K14V
3/8	M18x1.5	3/4	7/8	6K18V
1/2	M22x1.5	7/8	1	8K22V
5/8	M24x1.5	1	1-1/4	10K24V
3/4	M30x1.5	1-1/8	1-3/8	12K30V
1	M33x1.5	1-3/8	1-5/8	16K33V
1-1/4	M36x1.5	1-11/16	1-7/8	20K36V

Male DIN Solid 24° Seat (Light)



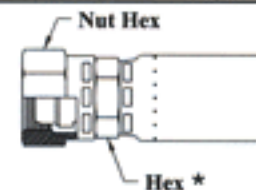
Hose I.D.	Thread Size	Tube O.D.	Hex Size	Part No.
1/4	M14x1.5	8mm	5/8	4M08V
3/8	M16x1.5	10mm	3/4	6M10V
3/8	M18x1.5	12mm	3/4	6M12V
1/2	M22x1.5	15mm	7/8	8M15V
3/4	M30x2.0	22mm	1-1/4	12M22V

Male DIN Solid 24° Seat (Heavy)



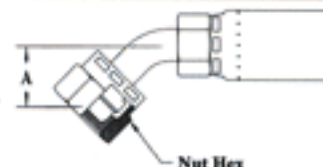
Hose I.D.	Thread Size	Tube O.D.	Hex Size	Part No.
1/4	M16x1.5	8mm	5/8	4M58V
1/4	M18x1.5	10mm	11/16	4M60V
3/8	M18x1.5	10mm	3/4	6M60V
3/8	M20x1.5	12mm	13/16	6M62V
1/2	M24x1.5	16mm	7/8	8M66V

Female Swivel DIN Universal Seat (Light)



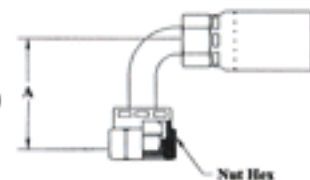
Hose I.D.	Tube Size	Thread Size	Hex Size	Nut Hex	Part No.
1/4	6mm	M12x1.5	5/8	11/16	4C06V
1/4	8mm	M14x1.5	5/8	11/16	4C08V
1/4	10mm	M16x1.5	5/8	3/4	4C10V
3/8	10mm	M16x1.5	3/4	3/4	6C10V
3/8	12mm	M18x1.5	3/4	7/8	6C12V
1/2	15mm	M22x1.5	7/8	1-1/16	8C15V
5/8	18mm	M26x1.5	15/16	1-1/4	10C18V
3/4	22mm	M30x2.0	1-1/8	1-1/2	12C22V
1	28mm	M36x2.0	1-3/8	1-7/8	16C28V

Female Swivel DIN Universal Seat (Light) 45° Bend



Hose I.D.	Tube Size	Thread Size	A-Drop Inches	Nut Hex	Part No.
1/4	8mm	M14x1.5	0.965	11/16	4D08V
3/8	10mm	M16x1.5	0.960	3/4	6D10V
1/2	15mm	M22x1.5	1.179	1-1/16	8D15V
3/4	22mm	M30x2.0	1.408	1-1/2	12D22V

Female Swivel DIN Universal Seat (Light) 90° Bend



Hose I.D.	Tube Size	Thread Size	A-Drop Inches	Nut Hex	Part No.
1/4	8mm	M14x1.5	1.48	11/16	4D58V
1/4	10mm	M16x1.5	1.65	3/4	4D60V
3/8	10mm	M16x1.5	1.65	3/4	6D60V
3/8	12mm	M18x1.5	1.65	7/8	6D62V
1/2	15mm	M22x1.5	1.93	1-1/16	8D65V
3/4	22mm	M30x2.0	2.59	1-1/2	12D72V

* Olive Color

Vari-Crimp® Couplings

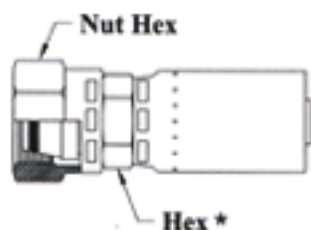


Hydraulic Hose ends for 100R1 thin cover (57 MB-1, 56MB-1), 100R2 thin cover (57 MB-2, 56MB-2), HY-PLUS I (HPI), II (HPII), & III (HPIII), 100R17 (R17), 100R3 (3319A), and 100R4 (104MB) hose. For 1-1/2 and 2 100R2 Thin Cover (57MB-2) see Bite to Wire GW Spiral Hose Couplings on pages 25C thru 29C or Vari-Crimp R12 Skive Couplings on page 14B. The Vari-Crimp coupling is compatible with virtually all Crimp Machines. Cross reference pages 51M-53M

Yellow Dichromate Finish

Female Swivel DIN 24° Seat (Heavy)

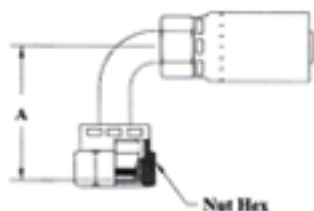
O Ring Included



Hose I.D.	Tube Size	Thread Size	Hex Size	Nut Hex	Part No.
1/4	8mm	M16x1.5	9/16	3/4	4C58V
1/4	10mm	M18x1.5	5/8	7/8	4C60V
3/8	10mm	M18x1.5	3/4	7/8	6C60V
3/8	12mm	M20x1.5	3/4	1	6C62V
3/8	14mm	M22x1.5	13/16	1-1/16	6C64V
1/2	16mm	M24x1.5	7/8	1-1/8	8C66V
5/8	20mm	M30x2.0	1-1/8	1-7/16	10C70V
3/4	25mm	M36x2.0	1-1/4	1-5/8	12C75V
1	30mm	M42x2.0	1-11/16	2	16C80V

Female Swivel DIN 24° Seat (Heavy) 90° Bend

O Ring Included



Hose I.D.	Tube Size	Thread Size	A-Drop	Nut Hex	Part No.
3/8	12mm	M20x1.5	1.953	1	6H62V
3/8	14mm	M22x1.5	2.073	1-1/16	6H64V
1/2	16mm	M24x1.5	2.050	1-1/8	8H66V

Clamp Sleeve (for routing)



Hose I.D.	Part No.
1/4	19VN
3/8	25VN
1/2	29VN
5/8	35VN
3/4	39VN

For use with 100R1AT & 100R2AT to provide support for routing clamps.

Vari-Crimp Crimp Diameter Charts:

Hose Description	Hose I.D.	Coupling Crimp O.D.
One Wire Braid 100R1AT (Thin Cover)	3/16	.530
	1/4	.560
	3/8	.740
	1/2	.865
Two Wire Braid 100R2AT (Thin Cover)	3/4	1.160
	1	1.455
	1-1/4	1.785
	3/16	.575
Hy-Plus I (One Wire)	1/4	.610
	3/8	.790
	1/2	.930
	5/8	1.050
Hy-Plus II (Two Wire)	3/4	1.210
	1	1.520
	1-1/4	1.870
	1/4	.560
Hy-Plus III (Two Wire)	3/8	.740
	1/2	.865
	5/8	1.015
	3/4	1.160
Two Wire Braid 100R16	1	1.455
	1/4	.560
	3/8	.740
	1/2	.865
Reduced OD One Wire Braid 100R17	3/4	1.160
	1	1.425
	1/4	.535
	3/8	.715
Two Rayon Braid 100R3 Hydraulic Hose	1/2	.835
	5/8	1.015
	3/4	1.160
	1	1.425
Hydraulic Suction 100R4	1/4	.615
	3/8	.790
	1/2	.950
	3/4	1.240
Hydraulic Suction 100R4	1	1.520
	1-1/4	1.785
	3/4	1.265