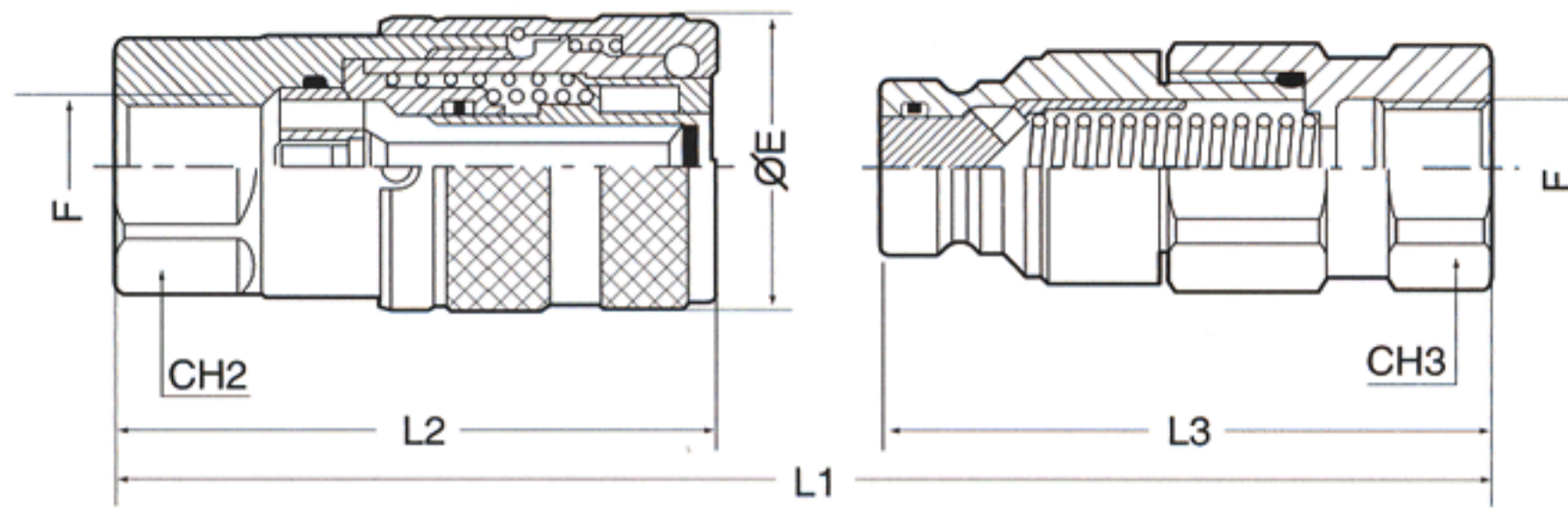


# FF SERIES ISO 16028 FLUSH FACE QUICK COUPLINGS



DIRECT INTERCHANGE TO:	
NAME	SERIES
PARKER	FF/FE
AEROQUIP	FD 89
FASTER	2 FF I
SAFEWAY	S 49
HOLMBURY	FIMC

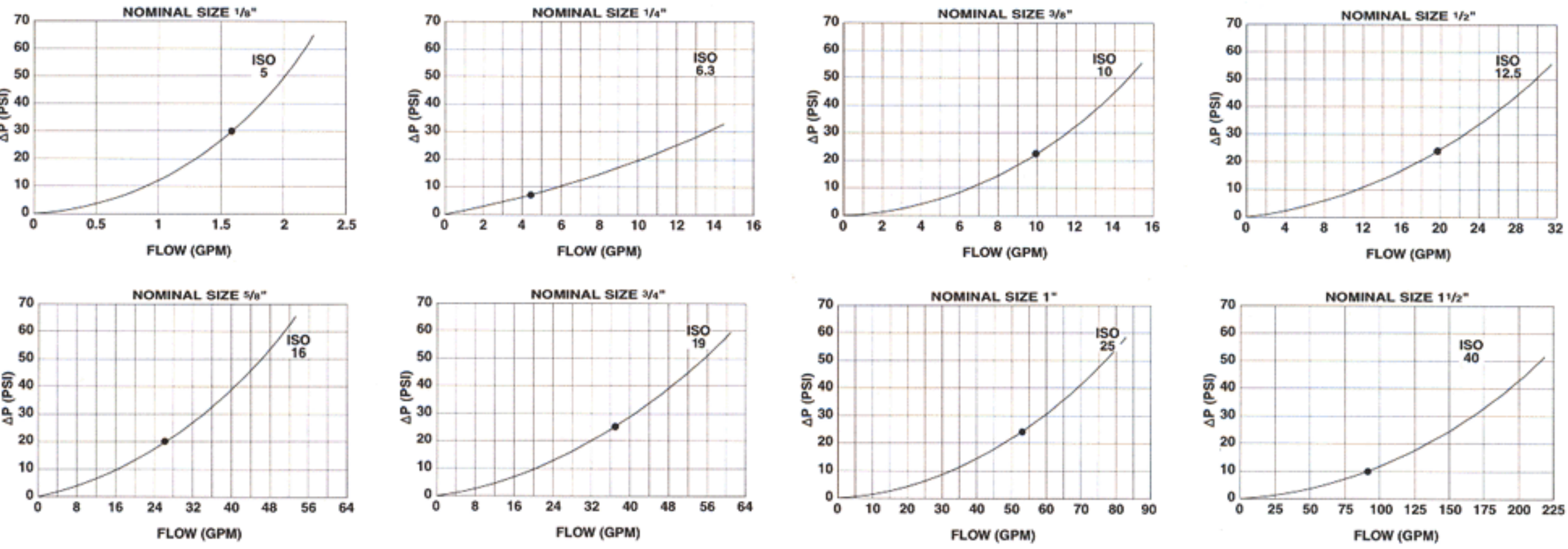
COUPLER PART NUMBER	PLUG PART NUMBER	ISO SIZE	NOMINAL SIZE	THREAD F	CH2	CH3	ØE	L1	L2	L3
FF02-N18F	FF02-N18M	5	1/8"	1/8" NPTF	.67	.67	.98	2.15	1.91	1.71
FF02-B18F	FF02-B18M	5	1/8"	1/8" BSPP	.67	.67	.98	2.15	1.91	1.71
FF04-N14F	FF04-N14M	6.3	1/4"	1/4" NPTF	.86	.86	1.10	3.94	2.32	2.05
FF04-B14F	FF04-B14M	6.3	1/4"	1/4" BSPP	.86	.86	1.10	3.94	2.32	2.05
FF04-S916F	FF04-S916M	6.3	1/4"	9/16"-18 UNF	.86	.86	1.10	3.94	2.32	2.05
FF06-N38F	FF06-N38M	10	3/8"	3/8" NPTF	1.18	1.18	1.26	4.76	2.87	2.52
FF06-B38F	FF06-B38M	10	3/8"	3/8" BSPP	1.18	1.18	1.26	4.64	2.87	2.40
FF06-N12F	FF06-N12M	10	3/8"	3/8" NPTF	1.18	1.18	1.26	4.76	2.87	2.52
FF06-B12F	FF06-B12M	10	3/8"	3/8" BSPP	1.18	1.18	1.26	4.64	2.87	2.40
FF06-S916F	FF06-S916M	10	3/8"	9/16-18 UNF	1.18	1.18	1.26	4.64	2.87	2.40
FF06-S34F	FF06-S34M	10	3/8"	3/4-16 UNF	1.18	1.18	1.26	4.64	2.87	2.40
FF08-N12F	FF08-N12M	12.5	1/2"	1/2" NPTF	1.42	1.42	1.50	5.35	3.15	2.87
FF08-B12F	FF08-B12M	12.5	1/2"	1/2" BSPP	1.42	1.42	1.50	5.35	3.15	2.87
FF08-N34F	FF08-N34M	12.5	1/2"	3/4" NPTF	1.42	1.42	1.50	5.59	3.30	2.95
FF08-B34F	FF08-B34M	12.5	1/2"	3/4" BSPP	1.42	1.42	1.50	5.59	3.30	2.95
FF08-S34F	FF08-S34M	12.5	1/2"	3/4-16 UNF	1.42	1.42	1.50	5.24	3.15	2.76
FF08-S78F	FF08-S78M	12.5	1/2"	7/8-14 UNF	1.42	1.42	1.50	5.59	3.30	2.95
FF08-S1116F	FF08-S1116M	12.5	1/2"	11/16-12 UNF	1.42	1.42	1.50	5.59	3.30	2.95
FF10-N12F	FF10-N12M	16	5/8"	1/2" NPTF	1.42	1.42	1.65	5.39	3.23	2.87
FF10-B12F	FF10-B12M	16	5/8"	1/2" BSPP	1.42	1.42	1.65	5.39	3.23	2.87
FF10-N34F	FF10-N34M	16	5/8"	3/4" NPTF	1.42	1.42	1.65	5.63	3.39	2.95
FF10-B34F	FF10-B34M	16	5/8"	3/4" BSPP	1.42	1.42	1.65	5.63	3.39	2.95
FF10-S34F	FF10-S34M	16	5/8"	3/4-16 UNF	1.42	1.42	1.65	5.28	3.23	2.76
FF10-S78F	FF10-S78M	16	5/8"	7/8-14 UNF	1.42	1.42	1.65	5.63	3.39	2.95
FF10-S1116F	FF10-S1116M	16	5/8"	11/16-12 UNF	1.42	1.42	1.65	5.63	3.39	2.95
FF12-N34F	FF12-N34M	19	3/4"	3/4" NPTF	1.61	1.61	1.89	6.26	3.74	3.39
FF12-B34F	FF12-B34M	19	3/4"	3/4" BSPP	1.61	1.61	1.89	6.26	3.74	3.39
FF12-N1F	FF12-N1M	19	3/4"	1" NPTF	1.61	1.61	1.89	6.38	3.86	3.39
FF12-B1F	FF12-B1M	19	3/4"	1" BSPP	1.61	1.61	1.89	6.38	3.86	3.39
FF12-S1116F	FF12-S1116M	19	3/4"	11/16-12 UNF	1.61	1.61	1.89	6.30	3.43	3.43
FF12-S1516F	FF12-S1516M	19	3/4"	15/16-12 UNF	1.61	1.61	1.89	6.30	3.43	3.43
FF16-N114F	FF16-N114M	25	1"	1 1/4" NPTF	2.17	2.17	2.17	6.97	4.33	3.54
FF16-B114F	FF16-B114M	25	1"	1 1/4" BSPP	2.17	2.17	2.17	6.97	4.33	3.54
FF16-S158F	FF16-S158M	25	1"	1 5/8-12 UNF	2.17	2.17	2.17	6.97	4.33	3.54
FF24-N112F	FF24-N112M	40	1 1/2"	1 1/2" NPTF	2.76	2.76	3.11	9.33	4.65	4.49
FF24-B112F	FF24-B112M	40	1 1/2"	1 1/2" BSPP	2.76	2.76	3.11	9.33	4.65	4.49

NOTE: LOCKING SLEEVE STANDARD ON ALL SIZE COUPLERS.

# TECHNICAL DATA – STEEL COUPLINGS

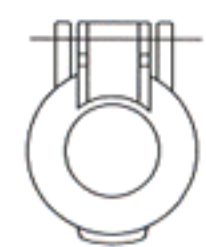
NOMINAL SIZE	ISO SIZE	MAXIMUM WORKING PRESSURE	RATED FLOW	MINIMUM BURST-PLUG	MINIMUM BURST COUPLER	MINIMUM BURST CONNECTED	FLUID SPILLAGE
1/8"	5	7250 PSI	1.6 GPM	43,500 PSI	29,000 PSI	43,500 PSI	0.006 cc
1/4"	6.3	5000 PSI	4.8 GPM	28,275 PSI	23,925 PSI	33,350 PSI	0.008 cc
3/8"	10	5000 PSI	10.0 GPM	29,000 PSI	21,025 PSI	20,590 PSI	0.010 cc
1/2"	12.5	5000 PSI	19.8 GPM	25,375 PSI	21,750 PSI	23,925 PSI	0.012 cc
5/8"	16	5000 PSI	26.4 GPM	24,255 PSI	21,750 PSI	23,200 PSI	0.015 cc
3/4"	19	5000 PSI	37.0 GPM	20,580 PSI	20,580 PSI	20,300 PSI	0.020 cc
1"	25	5000 PSI	52.8 GPM	20,580 PSI	20,580 PSI	21,750 PSI	0.030 cc
1 1/2"	40	3625 PSI	89.5 GPM	14,500 PSI	14,500 PSI	14,500 PSI	0.050 cc

## PERFORMANCE:

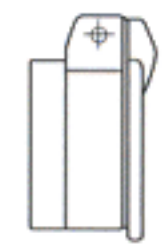


## ACCESSORIES – DUST PROTECTORS

NOMINAL SIZE	ISO SIZE	AUTOMATIC DUST CAP PART NUMBER	COLOR	MATERIAL
3/8"	10	TFFA-38-R	RED	NYLON
3/8"	10	TFFA-38-Y	YELLOW	NYLON
3/8"	10	TFFA-38-G	GREEN	NYLON
3/8"	10	TFFA-38-B	BLUE	NYLON
3/8"	10	TFFA-38-BK	BLACK	NYLON
1/2"	12.5	TFFA-34-R	RED	NYLON
1/2"	12.5	TFFA-34-Y	YELLOW	NYLON
1/2"	12.5	TFFA-34-G	GREEN	NYLON
1/2"	12.5	TFFA-34-B	BLUE	NYLON
1/2"	12.5	TFFA-34-BK	BLACK	NYLON



PRESS FITS ON COUPLER HALF ONLY.



NOMINAL SIZE	ISO SIZE	MANUAL DUST CAP FOR COUPLER	COLOR	MATERIAL
3/8"	10	FF06-FC	RED	RUBBER
1/2"	12.5	FF08-FC	RED	RUBBER
3/4"	19	FF12-FC	RED	RUBBER

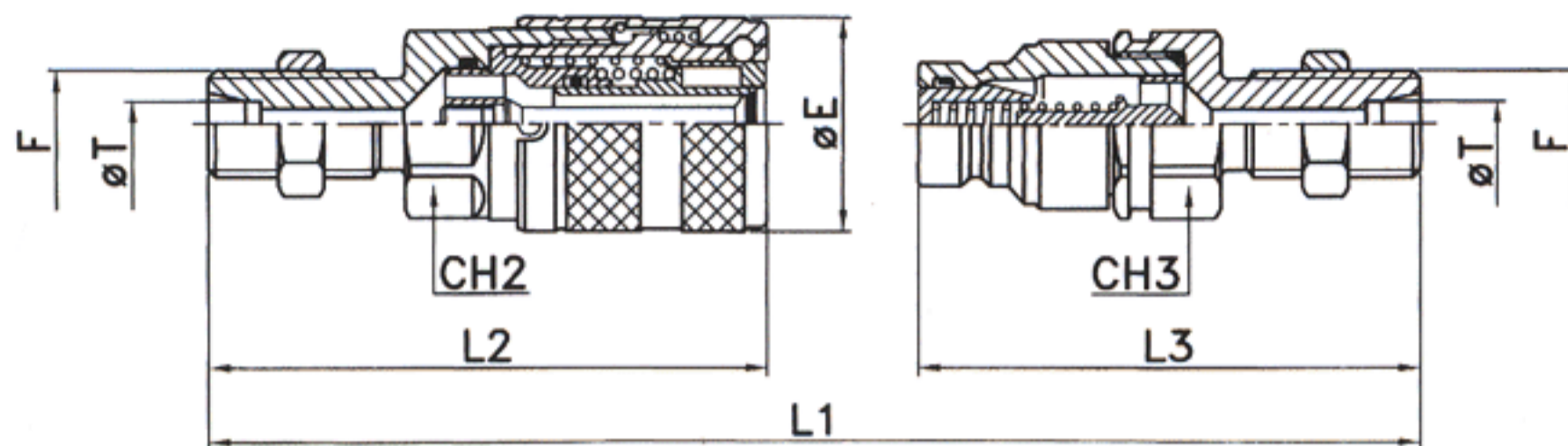


NOMINAL SIZE	ISO SIZE	MANUAL DUST CAP FOR PLUG	COLOR	MATERIAL
3/8"	10	FF06-MC	RED	RUBBER
1/2"	12.5	FF08-MC	RED	RUBBER
3/4"	19	FF12-MC	RED	RUBBER



NOTE: STANDARD COATING IS ZINC GREEN OR ZINC YELLOW  
QPQ COATING AVAILABLE

# FF SERIES FLUSH FACE COUPLINGS WITH BULKHEAD CONNECTIONS IN DIN 2353 (L) LIGHT (S) HEAVY



DIRECT INTERCHANGE TO:	
NAME	SERIES
FASTER	2 FF I
HOLMBURY	FIMC
WITH BULKHEAD CONNECTIONS	

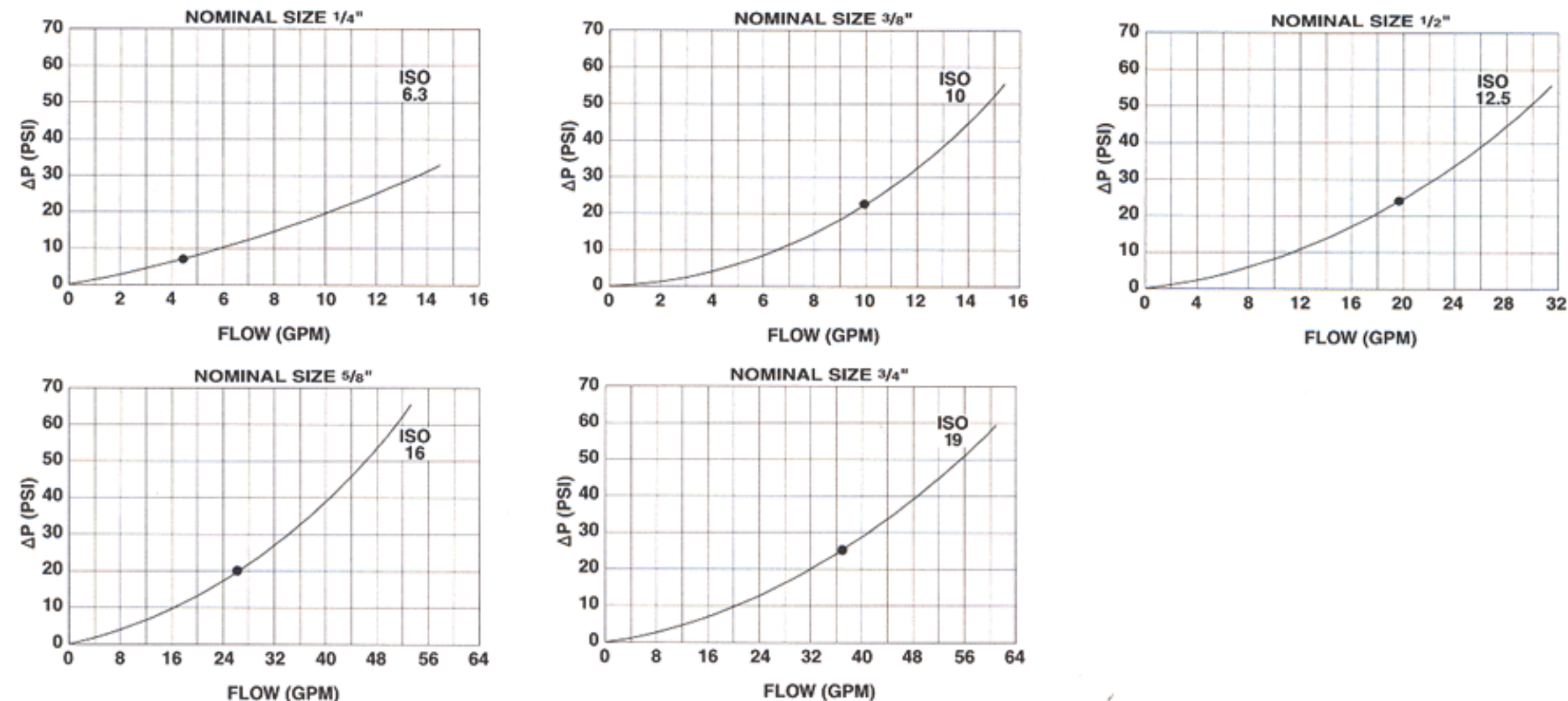
COUPLER PART NUMBER	PLUG PART NUMBER	ISO SIZE	NOMINAL SIZE	BULKHEAD SIZE F	CH2	CH3	ØE	L1	L2	L3
FF04-F-08L	FF04-M-08L	6.3	1/4"	M14 x 1.5	.86	.86	1.10	5.08	2.91	2.60
FF04-F-10L	FF04-M-10L	6.3	1/4"	M16 x 1.5	.86	.86	1.10	5.08	2.91	2.60
FF04-F-12L	FF04-M-12L	6.3	1/4"	M18 x 1.5	.86	.86	1.10	5.08	2.91	2.60
FF04-F-08S	FF04-M-08S	6.3	1/4"	M16 x 1.5	.86	.86	1.10	5.16	2.95	2.64
FF04-F-10S	FF04-M-10S	6.3	1/4"	M18 x 1.5	.86	.86	1.26	5.16	2.95	2.64
FF04-F-12S	FF04-M-12S	6.3	1/4"	M20 x 1.5	.86	.86	1.26	5.16	2.95	2.64
FF06-F-08L	FF06-M-08L	10	3/8"	M14 x 1.5	1.18	1.18	1.26	5.71	3.46	2.87
FF06-F-10L	FF06-M-10L	10	3/8"	M16 x 1.5	1.18	1.18	1.26	5.71	3.46	2.87
FF06-F-12L	FF06-M-12L	10	3/8"	M18 x 1.5	1.18	1.18	1.26	5.71	3.46	2.87
FF06-F-15L	FF06-M-15L	10	3/8"	M22 x 1.5	1.18	1.18	1.26	5.79	3.50	2.91
FF06-F-18L	FF06-M-18L	10	3/8"	M26 x 1.5	1.18	1.18	1.26	5.79	3.50	2.91
FF06-F-10S	FF06-M-10S	10	3/8"	M18 x 1.5	1.18	1.18	1.26	5.79	3.50	2.91
FF06-F-12S	FF06-M-12S	10	3/8"	M20 x 1.5	1.18	1.18	1.26	5.79	3.50	2.91
FF06-F-14S	FF06-M-14S	10	3/8"	M22 x 1.5	1.18	1.18	1.26	5.95	3.58	2.99
FF06-F-16S	FF06-M-16S	10	3/8"	M24 x 1.5	1.18	1.18	1.26	5.95	3.58	2.99
FF08-F-12L	FF08-M-12L	12.5	1/2"	M18 x 1.5	1.42	1.42	1.50	6.50	3.82	3.35
FF08-F-15L	FF08-M-15L	12.5	1/2"	M22 x 1.5	1.42	1.42	1.50	6.57	3.86	3.39
FF08-F-18L	FF08-M-18L	12.5	1/2"	M26 x 1.5	1.42	1.42	1.50	6.57	3.86	3.39
FF08-F-22L	FF08-M-22L	12.5	1/2"	M30 x 1.5	1.42	1.42	1.50	7.13	4.13	3.66
FF08-F-10S	FF08-M-10S	12.5	1/2"	M18 x 1.5	1.42	1.42	1.50	6.57	3.86	3.39
FF08-F-12S	FF08-M-12S	12.5	1/2"	M20 x 1.5	1.42	1.42	1.50	6.57	3.86	3.39
FF08-F-14S	FF08-M-14S	12.5	1/2"	M22 x 1.5	1.42	1.42	1.50	6.65	3.86	3.46
FF08-F-16S	FF08-M-16S	12.5	1/2"	M24 x 1.5	1.42	1.42	1.50	6.65	3.86	3.46
FF08-F-20S	FF08-M-20S	12.5	1/2"	M30 x 2	1.42	1.42	1.50	6.65	3.94	3.46
FF10-F-12L	FF10-M-12L	16	5/8"	M18 x 1.5	1.42	1.42	1.65	6.54	3.90	3.35
FF10-F-15L	FF10-M-15L	16	5/8"	M22 x 1.5	1.42	1.42	1.65	6.61	3.94	3.39
FF10-F-18L	FF10-M-18L	16	5/8"	M26 x 1.5	1.42	1.42	1.65	6.61	3.94	3.39
FF10-F-22L	FF10-M-22L	16	5/8"	M30 x 1.5	1.42	1.42	1.65	7.17	4.21	3.66
FF10-F-10S	FF10-M-10S	16	5/8"	M18 x 1.5	1.42	1.42	1.65	6.61	3.94	3.39
FF10-F-12S	FF10-M-12S	16	5/8"	M20 x 1.5	1.42	1.42	1.65	6.61	3.94	3.39
FF10-F-14S	FF10-M-14S	16	5/8"	M22 x 1.5	1.42	1.42	1.65	6.69	3.94	3.46
FF10-F-16S	FF10-M-16S	16	5/8"	M24 x 1.5	1.42	1.42	1.65	6.69	3.94	3.46
FF10-F-20S	FF10-M-20S	16	5/8"	M30 x 2	1.42	1.42	1.65	6.69	4.02	3.46
FF12-F-18L	FF12-M-18L	19	3/4"	M26 x 1.5	1.61	1.61	1.89	7.91	4.80	3.98
FF12-F-22L	FF12-M-22L	19	3/4"	M30 x 2	1.61	1.61	1.89	7.91	4.80	3.98
FF12-F-28L	FF12-M-28L	19	3/4"	M36 x 2	1.61	1.61	1.89	7.91	4.80	3.98
FF12-F-20S	FF12-M-20S	19	3/4"	M30 x 2	1.61	1.61	1.89	8.07	4.88	4.06
FF12-F-25S	FF12-M-25S	19	3/4"	M36 x 2	1.61	1.61	1.89	8.23	4.96	4.13
FF12-F-30S	FF12-M-30S	19	3/4"	M42 x 2	1.61	1.61	1.89	8.39	5.04	4.21

NOTE: MALE AND FEMALE METRIC THREADS AVAILABLE, CONTACT PCI FOR DETAILS.  
LOCKING SLEEVE STANDARD ON ALL SIZE COUPLERS.

# TECHNICAL DATA – BULKHEAD STEEL COUPLINGS

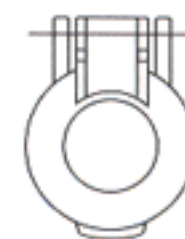
NOMINAL SIZE	ISO SIZE	MAXIMUM WORKING PRESSURE	RATED FLOW	MINIMUM BURST-PLUG	MINIMUM BURST COUPLER	MINIMUM BURST CONNECTED	FLUID SPILLAGE
1/4"	6.3	5000 PSI	4.8 GPM	28,275 PSI	23,925 PSI	33,350 PSI	0.008 cc
3/8"	10	5000 PSI	10.0 GPM	29,000 PSI	21,025 PSI	20,590 PSI	0.010 cc
1/2"	12.5	5000 PSI	19.8 GPM	25,375 PSI	21,750 PSI	23,925 PSI	0.012 cc
5/8"	16	5000 PSI	26.4 GPM	24,255 PSI	21,750 PSI	23,200 PSI	0.015 cc
3/4"	19	5000 PSI	37.0 GPM	20,580 PSI	20,580 PSI	20,300 PSI	0.020 cc

## PERFORMANCE:



## ACCESSORIES – DUST PROTECTORS

NOMINAL SIZE	ISO SIZE	AUTOMATIC DUST CAP PART NUMBER	COLOR	MATERIAL
3/8"	10	TFFA-38-R	RED	NYLON
3/8"	10	TFFA-38-Y	YELLOW	NYLON
3/8"	10	TFFA-38-G	GREEN	NYLON
3/8"	10	TFFA-38-B	BLUE	NYLON
3/8"	10	TFFA-38-BK	BLACK	NYLON
1/2"	12.5	TFFA-34-R	RED	NYLON
1/2"	12.5	TFFA-34-Y	YELLOW	NYLON
1/2"	12.5	TFFA-34-G	GREEN	NYLON
1/2"	12.5	TFFA-34-B	BLUE	NYLON
1/2"	12.5	TFFA-34-BK	BLACK	NYLON



PRESS FITS ON COUPLER HALF ONLY.



NOMINAL SIZE	ISO SIZE	MANUAL DUST CAP FOR COUPLER	COLOR	MATERIAL
3/8"	10	FF06-FC	RED	RUBBER
1/2"	12.5	FF08-FC	RED	RUBBER
3/4"	19	FF12-FC	RED	RUBBER

NOMINAL SIZE	ISO SIZE	MANUAL DUST CAP FOR PLUG	COLOR	MATERIAL
3/8"	10	FF06-MC	RED	RUBBER
1/2"	12.5	FF08-MC	RED	RUBBER
3/4"	19	FF12-MC	RED	RUBBER



NOTE: STANDARD COATING IS ZINC GREEN OR ZINC YELLOW  
QPQ COATING AVAILABLE