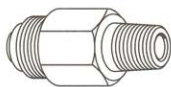


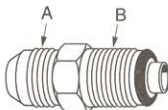
Special Adapters

Truck Oil Line
Extended Fitting
Replaces Roto Master
No. 10-35 (Brass)



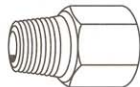
SAE 45° TUBE SIZE	MALE PIPE THREAD	CAT. NO.
3/8	1/4	1432

JIC 37° Flare to
O-Ring Port
(Brass) Includes O-ring



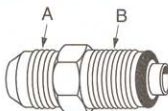
TUBE SIZE	THREAD A	THREAD B	CATALOG NUMBER
1/4	7/16-20	9/16-18	1440
3/8	9/16-18	5/8-18	1439

Restriction Pipe
Adapter
(Brass) With .0625 Orifice



MALE PIPE SIZE	FEM. PIPE THREAD	CATALOG NUMBER
1/8	1/8	1512

JIC 37° Flare to
O-Ring Port
(Steel) Includes O-ring



TUBE SIZE	THREAD A	THREAD B	CATALOG NUMBER
1/4	7/16-20	7/16-24	41157x4
3/8	9/16-18	5/8-18	41157x6
1/2	3/4-16	3/4-16	41157x8
5/8	7/8-14	7/8-14	41157x10
3/4	1-1/16-12	1-1/16-16	41157x12

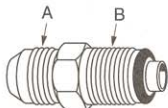
(For replacement O-Ring,
see page 304.)

Ford Transmission
90° Elbow (Brass)
Includes
O-Ring



INV. TUBE O.D.	STRAIGHT PIPE THD.	CATALOG NUMBER
5/16	1/8-27	1437

JIC 37° Flare to Metric
O-Ring Port Adapter
(Steel) Includes O-ring



TUBE SIZE	THREAD A	THREAD B	CATALOG NUMBER
3/8	M14x1.5	9/16-18	M41157x6x14
3/8	M16x1.5	9/16-18	M41157x6x16
3/8	M18x1.5	9/16-18	M41157x6x18

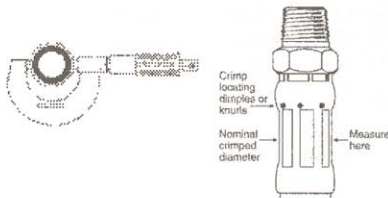
(For replacement O-Ring, see page
300.) **Application:** GM power steering
with Saginaw steering and rack and
pinion steering systems.

Hose End and Tool Selector Chart

T-400-1, T-400-17,
T-407-1, T-460,
T-462, T-465

WARNING Proper Selection of Hose Ends: Selection of the proper end fittings for the hose end application is essential to the proper operation and safe use of the hose and related equipment. Inadequate attention to the selection of the end fittings for your application can result in leaking or the hose ends blowing off the hose, leading to serious bodily injury or property damage. In order to avoid serious bodily injury or property damage resulting from selection of the wrong end fitting, you should carefully review the information in this catalog.

WARNING Coll-O-Crimp Hose, Hose Fittings and Assembly Equipment Compatibility: The Coll-O-Crimp Equipment Package, Coll-O-Crimp End Fittings, and Coll-O-Crimp Hose have been engineered and designed as a complete hose assembly system. Each component of the Coll-O-Crimp hose assembly system is compatible with other Coll-O-Crimp components to which it relates. Component compatibility, along with the use of quality components, insures the production of reliable hose assemblies when assembled properly. The use or intermixing of fittings and hose not specifically engineered and designed for use with each other and Coll-O-Crimp equipment is not rec-



ommended and may result in the production of unsafe or unreliable hose assemblies. This can result in hose assembly leakage, hose separation or other failures which can cause serious bodily injury or property damage from spraying fluids, flying projectiles, or other substances. The Weatherhead warranty is limited to apply only when Coll-O-Crimp end fittings and compatible Coll-O-Crimp hose are used with Coll-O-Crimp assembly equipment. Nominal Crimp Diameter Measurement: Please remove this chart and place near your Coll-O-Crimp equipment for reference. Measuring crimp diameters should be a part of the normal hose assembly procedure.

To insure a proper crimp diameter reading, follow these steps.

1. Measure the diameter in the middle of crimped portion of the hose end.
2. Place the caliper in a position to allow a measurement across the pressed (flat) portion of the crimp.
3. See crimp diameters on following chart.

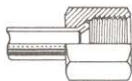
Note: In larger sizes, calipers may be used; however, in smaller sizes, and in the 'E' Series thermoplastic hose ends, a point micrometer will provide an accurate reading. Nominal crimp diameters are for Weatherhead hose end end fittings when crimped with Weatherhead Coll-O-Crimp tooling.

T-400-1, T-400-17,
T-407-1, T-460,
T-462, T-465

HOSE TYPE	HOSE NAME	HOSE I.D. (IN.)	SKIVE TOOL	HOSE END PREFIX	COLLET PART #	SPACER RING COLOR	FLAT SIDE UP/DWN	NOMINAL CRIMP DIA. (IN.)
H00905		5/16	N/R	05 'E'	T-400-32C	Black	Up	.585
H00906		3/8	N/R	06 'E'	T-400-33C	Black	Up	.655
H00908		1/2	N/R	08 'E'	T-400-34C	Black	Up	.805
H01704		1/4	N/R	04 'U'	T-400-2C	Yellow	Up	.580
H01706		3/8	N/R	06 'U'	T-400-3C	Black	Up	.785
H01708		1/2	N/R	08 'U'	T-400-4C	Silver	Up	.940
H01712		3/4	N/R	12 'U'	T-400-5C	Silver	Up	1.235
H01716		1	N/R	16 'U'	T-400-6C	Silver	Up	1.525
H01720		1-1/4	N/R	20 'U'	T-400-12	Black	DN	1.785
H03912		3/4	N/R	12 'S'	T-400-5C	Silver	Up	1.230
		3/4	N/R	12 'U'	T-400-5C	Silver	Up	1.230
H03916		1	N/R	16 'S'	T-400-6C	Silver	Up	1.520
		1	N/R	16 'U'	T-400-6C	Silver	Up	1.520
H03920		1-1/4	N/R	20 'S'	T-400-12	Black	DN	1.790

Equipment

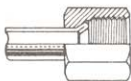
Power Steering Make-Up Information



Original End

1/4" SAE Swivel 7/16-20

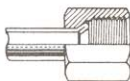
CONFIGURATION	USE CATALOG NO.
Straight	06U-604
45° Elbow	06U-684
90° Elbow (Short)	06U-664
90° Elbow (Long)	06U-644
Reuse old tube	06U-754



Original End

5/16" SAE Swivel 1/2-20

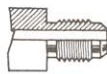
CONFIGURATION	USE CATALOG NO.
Reuse old tube	06U-755



Original End

3/8" SAE Swivel 5/8-18

CONFIGURATION	USE CATALOG NO.
Straight	06U-406
45° Elbow	06U-486
90° Elbow	06U-446
Reuse old tube	06U-756



Original End

3/8" SAE 45° Rigid 5/8-18

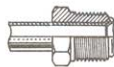
CONFIGURATION	USE CATALOG NO.
Straight	06U-406 with 42x6
45° Elbow	06U-486 with 42x6
90° Elbow	06U-446 with 42x6
Reuse old tube	06U-756



Original End

1/4" Inv. Swivel 7/16-24

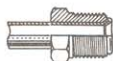
CONFIGURATION	USE CATALOG NO.
Straight	06U-B04
45° Elbow	06U-B44
90° Elbow	06U-B64
Reuse old tube	06U-754



Original End

5/16" Inv. Swivel 7/20

CONFIGURATION	USE CATALOG NO.
Straight	06U-B05 or 06U-406 with 1553
45° Elbow	06U-B45 or 06U-486 with 1553
90° Elbow	06U-B65 or 06U-446 with 1553
Reuse old tube	06U-755



Original End

3/8" Inv. Swivel 5/8-18

CONFIGURATION	USE CATALOG NO.
Straight	06U-B06 or 06U-406 with 1563
45° Elbow	06U-B46 or 06U-486 with 1563
90° Elbow	06U-B66 or 06U-446 with 1563
Reuse old tube	06U-756



Original End

1/4" Inv. Swivel 7/16-24

CONFIGURATION	USE CATALOG NO.
Straight	06U-B04
45° Elbow	06U-B44
90° Elbow	06U-B64
Reuse old tube	06U-754



Original End

7/16" Inv. Swivel with 3/89 Tube Opening
11/16-18

CONFIGURATION	USE CATALOG NO.
Straight	06U-B07 or 06U-406 with 1554
45° Elbow	06U-B47 or 06U-486 with 1554
90° Elbow	06U-B67 or 06U-446 with 1554
Reuse old tube	06U-756
New tubing/nut	105x6x7



Original End

3/8" Inv. Seat 5/8-18

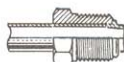
CONFIGURATION	USE CATALOG NO.
Straight	06U-104 with 252x6



Original End

7/16" Inv. Seat 11/16-18

CONFIGURATION	USE CATALOG NO.
Straight	06U-104 with 252x7



Original End

O-Ring Tube End 3/8" Tube - 5/8-18

CONFIGURATION	USE CATALOG NO.
Straight	06U-606 with 41157x6
45° Elbow	06U-686 with 41157x6
90° Elbow	06U-666 with 41157x6
Reuse old tube	06U-756