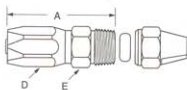


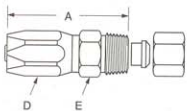
Air Brake Connection
 (Hose to Copper/ Nylon Tubing)
 (For 150 PSI Air Pressure Max.)


HOSE ID	TUBE SIZE	CATALOG NUMBER	THREAD SIZE	A	HOSE CUT-OFF FACTOR [†]	HOLE DIA.	HEX D	HEX E
13/32	3/8	24708B-Y56	17/32-24	2.36	1.25	.361	15/16	7/8
1/2	1/2	24710B-Y58	11/16-20	2.66	1.38	.453	1-1/8	7/8
1/2	5/8	24710B-Y60	13/16-18	2.72	1.44	.453	1-1/8	7/8
5/8	3/4	24712B-Y62	1-18	3.14	1.56	.549	1-1/4	1

(Nut and Sleeve not included.)

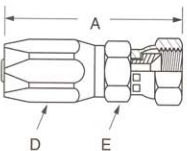
HOSE TO COPPERTUBING
HOSE TO NYLONTUBING

TUBE SIZE	CATALOG NUMBER SLEEVE	CATALOG NUMBER NUT	CATALOG NUMBER SLEEVE	CATALOG NUMBER NUT	CATALOG NUMBER INSERT
3/8	1360x6	1361x6	1460x6	1461x6	1484x6
1/2	1360x8	1361x8	1460x8	1461x8	1484x8
5/8	1360x10	1361x10	1460x10	1461x10	1484x10
3/4	1360x12	1361x12	1460x12	1461x12	1484x12

Flareless Tube Rigid
Ermeto[®] 7000 Series
 (With Nut and Sleeve)


HOSE ID	TUBE SIZE	CATALOG NUMBER	THREAD SIZE	A	HOSE CUT-OFF FACTOR [†]	HOLE DIA.	HEX D	HEX E
5/16	1/4	24706N-754	7/16-20	2.02	1.13	.20	13/16	5/8
5/16	5/16	24706N-755	1/2-20	1.96	1.13	.23	13/16	5/8
5/16	3/8	24706N-756	9/16-18	1.98	1.13	.28	13/16	11/16
5/16	1/2	24706N-758	3/4-16	2.12	1.25	.28	13/16	13/16

(For replacement Nuts and Sleeves, see page 299.)

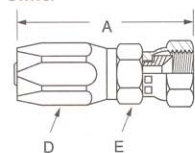
JIC 37° Female Swivel
 (Exceptions Noted, Refer to
 Footnotes)


HOSE ID	TUBE SIZE	CATALOG NUMBER	THREAD SIZE	A	HOSE CUT-OFF FACTOR [†]	HOLE DIA.	HEX D	HEX E
3/16	1/4	24704N-604 [Ⓐ]	7/16-20	2.01	1.31	.13	5/8	9/16
1/4	5/16	24705N-605 [Ⓐ]	1/2-20	2.19	1.50	.18	11/16	5/8
5/16	1/4	24706N-604 [Ⓐ]	7/16-20	2.19	1.31	.17	13/16	9/16
5/16	5/16	24706N-605 [Ⓐ]	1/2-20	2.38	1.50	.25	13/16	5/8
5/16	3/8	24706N-606	9/16-18	2.35	1.50	.25	13/16	11/16
5/16	1/2	24706N-608 [Ⓐ]	3/4-16	2.45	1.56	.39	13/16	7/8
13/32	1/2	24708N-608 [Ⓐ]	3/4-16	2.82	1.75	.36	15/16	7/8
1/2	1/2	24710N-608 [Ⓐ]	3/4-16	3.04	1.75	.39	1-1/8	7/8
1/2	5/8	24710N-610 [Ⓐ]	7/8-14	3.04	1.75	.45	1-1/8	1
5/8	3/4	24712N-612	1-1/16-12	3.46	1.94	.55	1-1/4	1-1/4
7/8	1	24716N-616	1-5/16-12	3.21	2.00	.81	1-7/16	1-1/2

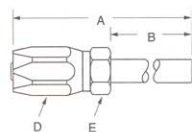
[†]To determine the correct length of hose, subtract the cut-off factor for each end fitting from the overall length of assembly.

[Ⓐ] Swivel nuts are universal – both SAE 45° and 37° connections.

†To determine the correct length of hose, subtract the cut-off factor for each end fitting from the overall length of assembly.

SAE 45° Flare Female Swivel


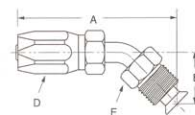
HOSE ID	TUBE SIZE	CATALOG NUMBER	THREAD SIZE	A	HOSE CUT-OFF FACTOR	HOLE DIA.	HEX D	HEX F
5/16	3/8	24706N-406	5/8-18	2.28	1.38	.25	13/16	3/4
13/32	3/8	24708N-406	5/8-18	2.65	1.56	.28	15/16	3/4
5/8	3/4	24712N-412	1-1/16-14	3.54	2.00	.55	1-1/4	1-1/4

Straight Tube - Extended


HOSE ID	TUBE SIZE	CATALOG NUMBER	A	B	HOSE CUT-OFF FACTOR	HOLE DIA.	HEX D	HEX E
3/16	1/4	24704N-T54	5.22	3.75	4.50	.12	5/8	1/2
1/4	5/16	24705N-T55	6.33	4.80	5.56	.18	11/16	1/2
5/16	3/8	24706N-T56	7.42	5.80	6.50	.25	13/16	1/2
13/32	1/2	24708N-T58	8.78	6.69	7.63	.36	15/16	3/4
1/2	5/8	24710N-T60	9.91	7.69	8.63	.45	1-1/8	7/8

HOSE TO COPPERTUBING
HOSE TO NYLON TUBING

TUBE SIZE	CATALOG NUMBER SLEEVE	CATALOG NUMBER NUT	CATALOG NUMBER SLEEVE	CATALOG NUMBER NUT	CATALOG NUMBER INSERT
3/8	1360x6	1361x6	1460x6	1461x6	1484x6
1/2	1360x8	1361x8	1460x8	1461x8	1484x8
5/8	1360x10	1361x10	1460x10	1461x10	1484x10
3/4	1360x12	1361x12	1460x12	1461x12	1484x12

**Inverted Male Swivel
45° Tube Elbow**


HOSE ID	TUBE SIZE	CATALOG NUMBER	THREAD SIZE	A	B	HOSE CUT-OFF FACTOR	HOLE DIA.	HEX D	HEX F
1/4	5/16	24705N-E45	1/2-20	3.42	1.14	2.63	.18	11/16	1/2