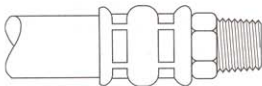


COLL-O-CRIMP

338 'P' Series

Hose End 338 P Series



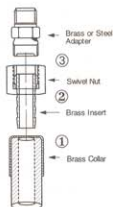
Refer to pages 31-66 or the Weatherhead Hose End and Tool Selector Chart for Qualified Sizes.

Note: See page 374 for important hose labeling information.

 Refer to important safety information on page 1 of this catalog.

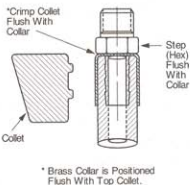
Componentry

1. Brass Collar
2. Brass Insert, Male pipe or brass swivel insert with brass SAE nut.
3. Brass A.B.S. insert with steel A.B.S. swivel nut.

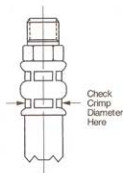


Assembly Instructions

1. Push collar onto hose until bottomed.
2. Push insert into hose until step on insert (or hex) is flush with collar.



* Brass Collar is Positioned Flush With Top Collet.



Note: Swivel fittings require the use of a mandrel or an assembled adapter to push on the insert for assembly. Adapter can be removed after fitting assembly. Light lubricant may be required to assemble fitting into hose.

3. Check for bottoming by checking collar movement along insert. Hose is bottomed when collar cannot slide along insert.
4. Depending on Coll-O-Crimp system, follow recommended operating procedures.

Typical Application: Air brake hose lines

Compatible Hose: H338

Pressure: Determined by hose burst pressure. See page 14 for working pressure ratings for hose end configurations.

Material: CA360 Brass

Advantages: A permanent hose end saves time and is easy to assemble. Brass material offers excellent resistance against corrosion.

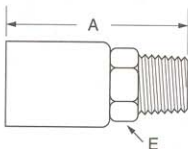
Assemble With: T-400-1, T-410-1, T-420-1, T-440-1, T-460, T-462, T-465, T-480. (For Field Attachable Ends refer to pages 177-179.)

Ordering Information: Order individually by catalog number.

Label Set: FS-2900

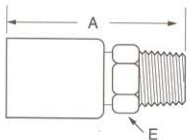
†To determine the correct length of hose, subtract the cut-off factor for each end fitting from the overall length of assembly.

Male Pipe Rigid



HOSE I.D.	PIPE SIZE	CATALOG NUMBER	THREAD SIZE	A	HOSE CUT-OFF FACTOR†	HOLE DIA.	HEX E
3/8	1/4	33806P-104	1/4-18	1.71	.75	.28	9/16
3/8	3/8	33806P-106	3/8-18	1.72	.81	.28	11/16
3/8	1/2	33806P-108	1/2-14	1.95	1.00	.28	7/8
1/2	3/8	33808P-106	3/8-18	1.73	.81	.38	11/16
1/2	1/2	33808P-108	1/2-14	1.94	1.00	.38	7/8

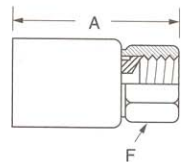
Male Pipe Swivel



HOSE I.D.	PIPE SIZE	CATALOG NUMBER	THREAD SIZE	A	HOSE CUT-OFF FACTOR†	HOLE DIA.	HEX E
3/8	3/8	33806P-J06	3/8-18	1.66	.81	.28	11/16

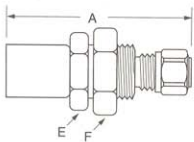
Note: Swivel for installation purposes only.

SAE 45° Female Swivel



HOSE I.D.	TUBE SIZE	CATALOG NUMBER	THREAD SIZE	A	HOSE CUT-OFF FACTOR†	HOLE DIA.	HEX F
3/8	3/8	33806P-406	5/8-18	1.31	1.00	.28	3/4
1/2	1/2	33808P-408	3/4-16	1.36	1.00	.38	7/8

Air Brake Slider Line



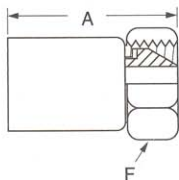
HOSE I.D.	TUBE SIZE	CATALOG NUMBER	THREAD SIZE	A	HOSE CUT-OFF FACTOR†	HOLE DIA.	HEX E	HEX F
3/8	3/8	33806P-Y66	17/32-24	2.41	1.00	.28	1-1/16	1-1/8
3/8	1/2	33806P-Y68	11/16-20	2.51	1.00	.28	1-1/16	1-1/8
1/2	1/2	33808P-Y68	11/16-20	2.69	1.28	.41	7/8	13/16

COLL·CRIMP

338 'P' Series

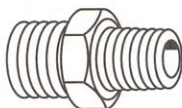
†To determine the correct length of hose, subtract the cut-off factor for each end fitting from the overall length of assembly.

Air Brake Swivel



HOSE I.D.	ABS SIZE	CATALOG NUMBER	THREAD SIZE	A	HOSE CUT-OFF FACTOR†	HOLE DIA.	HEX F
3/8	3/8	33806P-Y76	3/4-20	1.38	1.00	.28	3/4
1/2	3/8	33808P-Y76	3/4-20	1.38	1.00	.28	3/4
1/2	1/2	33808P-Y78	7/8-20	1.44	1.00	.38	1

Adapter



ABS THREAD SIZE	PIPE SIZE	CATALOG NUMBER	OVERALL LENGTH	ABS THREAD SIZE
3/8	1/4	1390x6	1.18	3/4-20
3/8	3/8	1390x6x6	1.18	3/4-20
3/8	1/2	1390x6x8	1.37	3/4-20
1/2	3/8	1390x8	1.18	7/8-20
1/2	1/2	1390x8x8	1.37	7/8-20