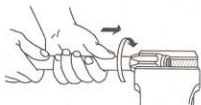


†To determine the correct length of hose, subtract the cut-off factor for each end fitting from the overall length of assembly.

**Hose End 213 'N' Series**


⚠ Refer to important safety information on page 3 of this catalog.

**Typical Application:** Medium pressure and high temperature hose lines for a variety of applications including truck, industrial, and small engines where high temperatures exist.

**Compatible Hose:** H213

**Pressure:** Determined by maximum working pressure for hose size and hose end configuration whichever is lesser. See page 14 for working pressure ratings for hose end configurations.

**Material:** AISI/SAE 12L14 carbon steel

**Plating:** Zinc; yellow dichromate finish

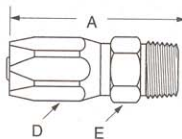
**Advantages:** Very popular in heavy-duty truck markets. Good selection of hose ends, including brass. Non-mandrel assembly.

**Ordering Information:** Order individually by catalog number.

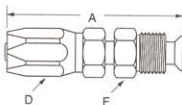
**Assembly Instructions:**

1. Lubricate insert threads and I.D. of hose.
2. Screw hose into socket (left-hand thread) until hose bottoms. Back out 1/4 turn.
3. Screw insert into socket until insert touches socket.

**Note:** Refer to current price list for availability of cataloged items. Configurations and dimensions subject to change without notice.

**Male Pipe Rigid**


HOSE LD	PIPE SIZE	CATALOG NUMBER	THREAD SIZE	A	HOSE CUT-OFF FACTOR†	HOLE DIA.	HEX D	HEX F
3/16	1/8	21304N-102	1/8-27	1.59	.94	.12	9/16	7/16
3/16	1/4	21304N-104	1/4-18	1.78	1.13	.12	9/16	9/16
1/4	1/4	21305N-104	1/4-18	1.80	1.06	.17	5/8	9/16
5/16	3/8	21306N-106	3/8-18	1.96	1.19	.23	3/4	11/16
13/32	1/2	21308N-108	1/2-14	2.36	1.44	.33	7/8	7/8
1/2	1/2	21310N-108	1/2-14	2.45	1.44	.42	1	7/8
5/8	3/4	21312N-112	3/4-14	2.56	1.50	.55	1-1/8	1-1/16
7/8	1	21316N-116	1-11-1/2	2.71	1.69	.80	1-3/8	1-3/8

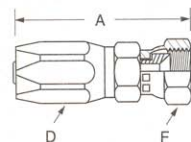
**Inverted Male Swivel Straight**


HOSE LD	TUBE SIZE	CATALOG NUMBER	THREAD SIZE	A	HOSE CUT-OFF FACTOR†	HOLE DIA.	HEX D	HEX F
3/16	1/4	21304N-B04	7/16-24	2.43	1.69	.15	9/16	7/16
1/4	5/16	21305N-B05	1/2-20	2.47	1.75	.21	5/8	1/2
5/16	1/4	21306N-B04	7/16-24	2.50	1.63	.15	3/4	7/16
5/16	5/16	21306N-B05	1/2-20	2.57	1.75	.21	3/4	1/2
5/16	3/8	21306N-B06	5/8-18	2.74	1.88	.25	3/4	5/8
13/32	1/2	21308N-B08	3/4-18	3.26	2.25	.33	7/8	3/4

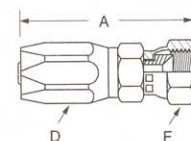
**Field Attachable  
213 'N' Series**

†To determine the correct length of hose, subtract the cut-off factor for each end fitting from the overall length of assembly.

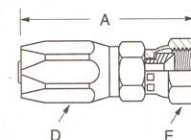
<sup>a</sup> Swivel nuts are universal – both SAE 45° and 37° connections.

**JIC 37° Female Swivel**  
(Exceptions Noted for 45° Flare, Refer to Footnotes)


HOSE ID	TUBE SIZE	CATALOG NUMBER	THREAD SIZE	A	HOSE CUT-OFF FACTOR†	HOLE DIA.	HEX D	HEX F
3/16	1/4	21304N-604 <sup>a</sup>	7/16-20	1.92	1.25	.15	9/16	9/16
1/4	5/16	21305N-605 <sup>a</sup>	1/2-20	2.01	1.25	.20	5/8	5/8
5/16	3/8	21306N-606	9/16-18	2.20	1.38	.26	3/4	11/16
13/32	1/2	21308N-608 <sup>a</sup>	3/4-16	2.49	1.50	.36	7/8	7/8
1/2	5/8	21310N-610 <sup>a</sup>	7/8-14	2.69	1.63	.45	1	1
5/8	3/4	21312N-612	1-1/16-12	2.91	1.75	.57	1-1/8	1-1/4
7/8	1	21316N-616	1-5/16-12	2.95	1.88	.82	1-3/8	1-1/2

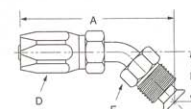
**SAE 45° Female Swivel**  
(Exceptions Noted for 45° Flare, Refer to Footnotes)


HOSE ID	TUBE SIZE	CATALOG NUMBER	THREAD SIZE	A	HOSE CUT-OFF FACTOR	HOLE DIA.	HEX D	HEX F
5/16	3/8	21306N-406	5/8-18	2.14	1.38	.26	3/4	3/4
5/8	3/4	21312N-412	1-1/16-14	2.85	1.75	.57	1-1/8	1-1/4

**30° Flare Female Swivel**  
(PTT Thread For Diesel Applications)


HOSE ID	TUBE SIZE	CATALOG NUMBER	THREAD SIZE	A	HOSE CUT-OFF FACTOR	HOLE DIA.	HEX D	HEX F
7/8	1	21316N-X26	1-5/16-14	2.78	1.69	.81	1-3/8	1-1/2

(See page 294 for PTT Thread Adapter.)

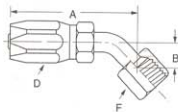
**Inverted Male Swivel**  
45° Tube Elbow


HOSE ID	TUBE SIZE	CATALOG NUMBER	THREAD SIZE	A	B	HOSE CUT-OFF FACTOR†	HOLE DIA.	HEX D	HEX F
3/16	1/4	21304N-E44	7/16-24	2.91	.93	2.19	.15	9/16	7/16
1/4	5/16	21305N-E45	1/2-20	3.30	1.14	2.63	.21	5/8	1/2
5/16	1/4	21306N-E44	7/16-24	3.10	.93	2.25	.15	3/4	7/16
5/16	5/16	21306N-E45	1/2-20	3.40	1.14	2.63	.21	3/4	1/2
5/16	3/8	21306N-E46	5/8-18	3.26	.94	2.38	.25	3/4	5/8
13/32	1/2	21308N-E48	3/4-18	3.70	.94	2.69	.33	7/8	3/4

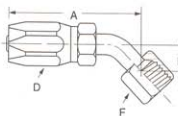
**Field Attachable  
213 'N' Series**

†To determine the correct length of hose, subtract the cut-off factor for each end fitting from the overall length of assembly.

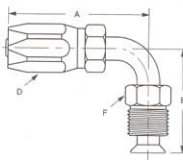
<sup>a</sup> Swivel nuts are universal – both SAE 45° and 37° connections.

**SAE 37° Female Swivel 45°  
Tube Elbow  
(Exceptions Noted for 45° Flare,  
Refer to Footnotes)**


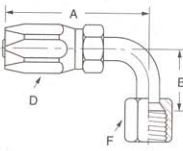
HOSE ID	TUBE SIZE	CATALOG NUMBER	THREAD SIZE	A	B	HOSE CUT-OFF FACTOR†	HOLE DIA.	HEX D	HEX F
3/16	1/4	21304N-684 <sup>a</sup>	7/16-20	2.34	.33	1.63	.15	9/16	9/16
1/4	5/16	21305N-685 <sup>a</sup>	1/2-20	2.44	.36	1.69	.21	5/8	5/8
5/16	3/8	21306N-686	9/16-18	2.61	.39	1.75	.25	3/4	5/8
13/32	1/2	21308N-688 <sup>a</sup>	3/4-16	3.13	.55	2.13	.33	7/8	7/8

**SAE 45° Female Swivel 45°  
Tube Elbow**


HOSE ID	TUBE SIZE	CATALOG NUMBER	THREAD SIZE	A	B	HOSE CUT-OFF FACTOR†	HOLE DIA.	HEX D	HEX F
5/16	3/8	21306N-488	5/8-18	2.85	.39	1.81	.25	3/4	3/4

**Inverted Male Swivel  
90° Tube Elbow**


HOSE ID	TUBE SIZE	CATALOG NUMBER	THREAD SIZE	A	B	HOSE CUT-OFF FACTOR†	HOLE DIA.	HEX D	HEX F
3/16	1/4	21304N-E04	7/16-24	1.69	1.36	1.50	.13	9/16	7/16
3/16	5/16	21304N-E05	1/2-20	2.30	1.61	1.56	.13	9/16	1/2
1/4	5/16	21305N-E05	1/2-20	2.49	1.61	1.75	.17	5/8	1/2
5/16	1/4	21306N-E04	7/16-24	2.58	1.65	1.75	.15	3/4	7/16
5/16	5/16	21306N-E05	1/2-20	2.50	1.61	1.63	.21	3/4	1/2
5/16	3/8	21306N-E06	5/8-18	2.82	1.97	2.00	.24	3/4	5/8
13/32	1/2	21308N-E08	3/4-18	2.78	1.69	1.81	.33	7/8	3/4

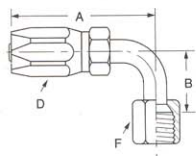
**JIC 37° Female Swivel 90°  
Tube Elbow  
(Exceptions Noted for 45° Flare,  
Refer to Footnotes)**


HOSE ID	TUBE SIZE	CATALOG NUMBER	THREAD SIZE	A	B	HOSE CUT-OFF FACTOR†	HOLE DIA.	HEX D	HEX F
3/16	1/4	21304N-664 <sup>a</sup>	7/16-20	2.16	.68	1.44	.13	9/16	9/16
1/4	5/16	21305N-665 <sup>a</sup>	1/2-20	2.46	.77	1.75	.17	5/8	5/8
5/16	3/8	21306N-666	9/16-18	2.61	.85	1.81	.24	3/4	11/16
13/32	1/2	21308N-668 <sup>a</sup>	3/4-16	2.91	1.09	1.94	.33	7/8	7/8

**Field Attachable  
213 'N' Series**

†To determine the correct length of hose, subtract the cut-off factor for each end fitting from the overall length of assembly.

SAE 45° Female Swivel 90°  
Tube Elbow



HOSE I.D	TUBE SIZE	CATALOG NUMBER	THREAD SIZE	A	B	HOSE CUT-OFF FACTOR†	HOLE DIA.	HEX D	HEX F
5/16	3/8	21306N-466	5/8-18	2.48	.85	1.63	.24	3/4	3/4