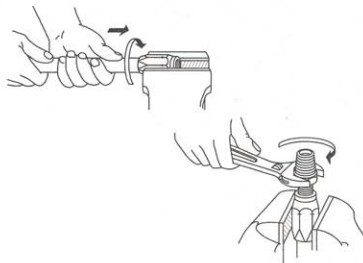


COLL-CRIMP

Field Attachable 436 'N' Series

†To determine the correct length of hose, subtract the cut-off factor for each end fitting from the overall length of assembly.

Hose End 436 'N' Series



⚠ Refer to important safety information on page 3 of this catalog.

Typical Application: Medium pressure hydraulic applications where compatibility may be a problem or where shock hazards exist.

Compatible Hose: H435; H43.

Pressure: Determined by maximum working pressure for hose size and hose end configuration whichever is lesser. See page 11-13 for working pressure ratings for hose end configurations.

Material: AISI/SAE 12L14 carbon steel

Plating: Zinc; yellow dichromate finish

Advantages: Good selection of hose ends. Non-mandrel assembly.

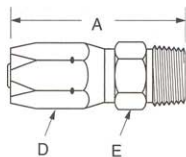
Ordering Information: Order individually by catalog number.

Assembly Instructions:

1. Lubricate insert threads and I.D. of hose.
2. Screw hose into socket (left-hand thread) until hose bottoms. Back out 1/4 turn.
3. Screw insert into socket until insert touches socket.

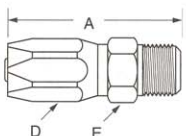
Note: Refer to current price list for availability of cataloged items. Configurations and dimensions subject to change without notice.

Male Pipe Rigid



HOSE I.D.	PIPE SIZE	CATALOG NUMBER	THREAD SIZE	A	HOSE CUT-OFF FACTOR†	HOLE DIA.	HEX D	HEX E
1/4	1/4	43604N-104	1/4-18	1.96	1.13	.18	5/8	9/16
3/8	1/4	43606N-104	1/4-18	2.50	1.31	.27	7/8	9/16
3/8	3/8	43606N-106	3/8-18	2.53	1.38	.27	7/8	11/16
1/2	3/8	43608N-106	3/8-18	2.58	1.31	.39	1-1/16	11/16
1/2	1/2	43608N-108	1/2-14	2.83	1.56	.39	1-1/16	7/8
3/4	3/4	43612N-112	3/4-14	2.98	1.63	.61	1-3/8	1-1/16
1	1	43616N-116	1-11-1/2	3.59	1.94	.81	1-11/16	1-3/8

JIC 37° Male Rigid



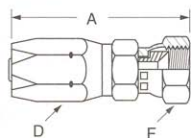
HOSE I.D.	TUBE SIZE	CATALOG NUMBER	THREAD SIZE	A	HOSE CUT-OFF FACTOR†	HOLE DIA.	HEX D	HEX E
1/4	1/4	43604N-504	7/16-20	1.99	1.19	.17	5/8	1/2
1/4	5/16	43604N-505	1/2-20	1.96	1.19	.18	5/8	9/16
3/8	3/8	43606N-506	9/16-18	2.53	1.38	.27	7/8	5/8
3/8	1/2	43606N-508	3/4-16	2.69	1.50	.27	7/8	13/16
1/2	1/2	43608N-508	3/4-16	2.74	1.50	.39	1-1/16	13/16
1/2	5/8	43608N-510	7/8-14	2.87	1.63	.39	1-1/16	15/16

Field Attachable 436 'N' Series

†To determine the correct length of hose, subtract the cut-off factor for each end fitting from the overall length of assembly.

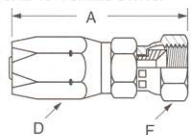
‡Swivel nuts are universal – both SAE 45° and 37° connections.

SAE 37° Female Swivel (Exceptions Noted, Refer to Footnotes)



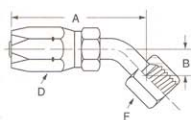
HOSE I.D.	TUBE SIZE	CATALOG NUMBER	THREAD SIZE	A	HOSE CUT-OFF FACTOR†	HOLE DIA.	HEX D	HEX F
1/4	1/4	43604N-604 [‡]	7/16-20	2.13	1.31	.17	5/8	9/16
1/4	5/16	43604N-605 [‡]	1/2-20	2.23	1.44	.18	5/8	5/8
1/4	3/8	43604N-606	9/16-18	2.24	1.44	.18	5/8	11/16
3/8	3/8	43606N-606	9/16-18	2.79	1.63	.27	7/8	11/16
3/8	1/2	43606N-608 [‡]	3/4-16	2.96	1.81	.27	7/8	7/8
1/2	1/2	43608N-608 [‡]	3/4-16	3.01	1.75	.39	1-1/16	7/8
1/2	5/8	43608N-610 [‡]	7/8-14	3.02	1.75	.39	1-1/16	1
3/4	3/4	43612N-612	1-1/16-12	3.27	1.88	.61	1-3/8	1-1/4
1	1	43616N-616	1-5/16-12	3.83	2.19	.81	1-11/16	1-1/2

SAE 45° Female Swivel



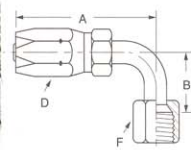
HOSE I.D.	TUBE SIZE	CATALOG NUMBER	THREAD SIZE	A	HOSE CUT-OFF FACTOR†	HOLE DIA.	HEX D	HEX F
3/8	3/8	43606N-406	5/8-18	2.67	1.50	.27	7/8	3/4

JIC 37° Female Swivel 45° Tube Elbow (Refer to Footnotes)



HOSE I.D.	TUBE SIZE	CATALOG NUMBER	THREAD SIZE	A	B	HOSE CUT-OFF FACTOR†	HOLE DIA.	HEX D	HEX F
1/4	1/4	43604N-684 [‡]	7/16-20	2.49	.33	1.69	.18	5/8	9/16

JIC 37° Female Swivel 90° Tube Elbow (Refer to Footnotes)



HOSE I.D.	TUBE SIZE	CATALOG NUMBER	THREAD SIZE	A	B	HOSE CUT-OFF FACTOR†	HOLE DIA.	HEX D	HEX F
1/4	1/4	43604N-664 [‡]	7/16-20	2.42	.68	1.63	.18	5/8	9/16
3/8	3/8	43606N-666	9/16-18	3.02	.85	1.88	.24	7/8	11/16
1/2	1/2	43608N-668 [‡]	3/4-16	3.28	1.09	2.00	.33	1-1/16	7/8