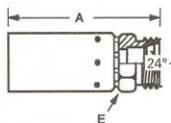
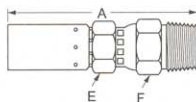


### Male DIN 24° Seat s. Rh. (Heavy)



HOSE I.D.	TUBE SIZE (MM)	CATALOG NUMBER	THREAD SIZE	A	HOSE CUT-OFF FACTOR†	HOLE DIA.	HEX E
1/4	8	04U-08F	M16x1.5	2.39	.88	.16	11/16
1/4	10	04U-10F	M18x1.5	2.40	.88	.16	3/4
3/8	10	06U-10F	M18x1.5	2.40	.94	.25	3/4
3/8	12	06U-12F	M20x1.5	2.42	1.00	.25	13/16
3/8	14	06U-14F	M22x1.5	2.50	1.06	.25	7/8
1/2	16	08U-16F	M24x1.5	2.57	1.13	.36	1
5/8	20	10U-20F	M30x2	3.21	1.28	.48	1-1/4
3/4	20	12U-20F	M30x2	3.53	1.38	.61	1-1/4
3/4	25	12U-25F	M36x2	3.71	1.56	.61	1-1/2
1	30	16U-30F	M42x2	3.98	1.75	.81	1-11/16

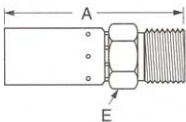
### Male Pipe Swivel



HOSE I.D.	PIPE SIZE	CATALOG NUMBER	THREAD SIZE	A	HOSE CUT-OFF FACTOR†	HOLE DIA.	HEX E	HEX F
1/4	1/4	04U-J04	1/4-18	3.38	1.88	.16	5/8	13/16
3/8	1/4	06U-J04	1/4-18	3.40	1.94	.25	11/16	13/16
3/8	3/8	06U-J06	3/8-18	3.38	1.94	.25	11/16	7/8
3/8	1/2	06U-J08	1/2-14	3.60	2.13	.25	3/4	7/8
1/2	3/8	08U-J06	3/8-18	3.45	2.00	.36	13/16	7/8
1/2	1/2	08U-J08	1/2-14	3.60	2.19	.36	13/16	7/8
3/4	3/4	12U-J12	3/4-14	4.73	2.56	.61	1	1-1/4
1	1	16U-J16	1-11-1/2	5.20	3.00	.80	1-1/4	1-3/8

Note: Swivel for installation purposes only.  
(Not for temperatures above 212°F)

### FOR-SEAL® Male Rigid

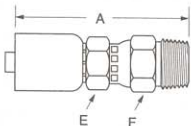


HOSE I.D.	TUBE SIZE	CATALOG NUMBER	THREAD SIZE	O-RING	A	HOSE CUT-OFF FACTOR†	HOLE DIA.	HEX E
1/4	1/4	04U-E64	9/16-18	4629x4	2.34	.88	.16	5/8
3/8	3/8	06U-E66	11/16-16	4629x6	2.43	1.00	.25	13/16
3/8	1/2	06U-E68	13/16-16	4629x8	2.54	1.13	.38	7/8
1/2	1/2	08U-E68	13/16-16	4629x8	2.54	1.13	.36	7/8
1/2	5/8	08U-E70	1-14	4629x10	2.78	1.35	.36	1-1/16
1/2	3/4	08U-E72	1-3/16-12	4629x12	2.76	1.31	.36	1-1/4
5/8	5/8	10U-E70	1-14	4629x10	3.20	1.25	.48	1-1/16
5/8	3/4	10U-E72	1-3/16-12	4629x12	3.45	1.50	.48	1-1/4
3/4	3/4	12U-E72	1-3/16-12	4629x12	3.58	1.44	.61	1-1/4
3/4	1	12U-E76	1-7/16-12	4629x16	3.60	1.44	.61	1-1/2
1	1	16U-E76	1-7/16-12	4629x16	3.73	1.50	.81	1-1/2
1-1/4	1-1/4	20U-E80	1-11/16-12	4629x20	4.10	1.81	1.02	1-3/4

(Does not include O-ring. See page 267 for O-ring.)

†To determine the correct length of hose, subtract the cut-off factor for each end fitting from the overall length of assembly.

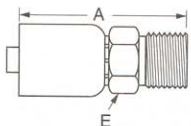
**Male Pipe Swivel**



HOSE I.D.	PIPE SIZE	CATALOG NUMBER	THREAD SIZE	A	HOSE CUT-OFF FACTOR†	HOLE DIA.	HEX E	HEX F
1/4	1/4	04W-J04	1/4-18	3.18	2.17	.16	9/16	13/16
3/8	1/4	06W-J04	1/4-18	3.23	2.18	.25	9/16	13/16
3/8	3/8	06W-J06	3/8-18	3.32	2.27	.26	5/8	7/8
3/8	1/2	06W-J08	1/2-14	3.35	2.30	.26	5/8	7/8
1/2	1/2	08W-J08	1/2-14	3.58	2.39	.35	11/16	7/8
3/4	3/4	12W-J12	3/4-14	4.10	2.68	.60	1	1-1/4
1	1	16W-J16	1-1-1/2	4.27	2.88	.78	1-1/4	1-3/8

Note: Swivel for installation purposes only.  
(Not for temperatures above 212°F.)

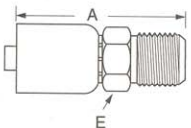
**FOR-SEAL® Male Rigid**



HOSE I.D.	TUBE SIZE	CATALOG NUMBER	THREAD SIZE	O-RING	A	HOSE CUT-OFF FACTOR†	HOLE DIA.	HEX E
1/4	1/4	04W-E64	9/16-18	4629x4	1.89	.88	.16	5/8
3/8	3/8	06W-E66	11/16-16	4629x6	2.09	1.04	.26	3/4
1/2	1/2	08W-E68	13/16-16	4629x8	2.44	1.26	.36	7/8

Does not include o-ring. See page 267 for o-ring.

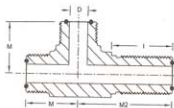
**SAE 37° Male Rigid**



HOSE I.D.	TUBE SIZE	CATALOG NUMBER	THREAD SIZE	A	HOSE CUT-OFF FACTOR†	HOLE DIA.	HEX E
1/4	1/4	04W-504	7/16-20	2.10	1.09	.16	1/2
1/4	3/8	04W-506	9/16-18	2.04	1.03	.16	5/8
3/8	3/8	06W-506	9/16-18	2.17	1.12	.26	5/8
3/8	1/2	06W-508	3/4-16	2.22	1.17	.26	13/16
1/2	1/2	08W-508	3/4-16	2.48	1.30	.30	13/16
1/2	5/8	08W-510	7/8-14	2.49	1.31	.36	15/16
1/2	3/4	08W-512	1-1/16-12	2.62	1.44	.36	1-1/8
5/8	5/8	10W-510	7/8-14	2.98	1.60	.49	15/16
5/8	3/4	10W-512	1-1/16-12	2.99	1.61	.48	1-1/8
3/4	3/4	12W-512	1-1/16-12	3.10	1.68	.60	1-1/8
3/4	1	12W-516	1-5/16-12	3.17	1.75	.60	1-3/8
1	1	16W-516	1-5/16-12	3.30	1.91	.81	1-3/8

# FOR-SEAL®

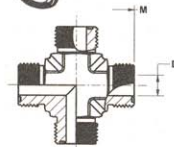
## Bulkhead Run Tee (Ref. SAE No. 520958)



TUBE O.D.	CATALOG NUMBER	D	I	M	M1	M2	ACROSS FLATS
1/4	4726x4	.172	1.24	.89	.89	1.85	9/16
3/8	4726x6	.264	1.34	1.02	1.02	2.05	3/4
1/2	4726x8	.378	1.44	1.14	1.14	2.18	3/4
5/8	4726x10	.484	1.60	1.36	1.36	2.48	1-1/16
3/4	4726x12	.609	1.64	1.52	1.52	2.65	1-3/16
1	4726x16	.812	1.66	1.67	1.67	2.80	1-7/16
1-1/4	4726x20	1.024	1.66	1.79	1.79	2.97	1-5/8
1-1/2	4726x24	1.260	1.66	1.95	1.95	3.13	1-7/8

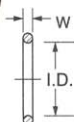
For Bulkhead Nut, see page 257.

## Male FOR-SEAL® Cross



TUBE O.D.	CATALOG NUMBER	D	M	ACROSS FLATS
1/4	4955x4	.172	.89	9/16
3/8	4955x6	.264	1.02	3/4
1/2	4955x8	.378	1.14	7/8
5/8	4955x10	.484	1.36	1-1/16
3/4	4955x12	.609	1.52	1-5/16
1	4955x16	.812	1.67	1-5/8
1-1/4	4955x20	1.026	1.79	1-5/8
1-1/2	4955x24	1.262	1.95	1-7/8

## O-Ring, FOR-SEAL®



**Material:** Buna N, 90 Durometer

**Temperature:** -40°F to +250°F (-40°C to +121°C)

Standard o-ring complies with SAE specification SAE J515 Type CH

TUBE O.D.	CATALOG NUMBER	W	I.D.
1/4	4629x4	.070 ± .005	.301 ± .005
3/8	4629x6	.070 ± .005	.364 ± .005
1/2	4629x8	.070 ± .005	.489 ± .005
5/8	4629x10	.070 ± .005	.614 ± .005
3/4	4629x12	.070 ± .005	.739 ± .005
1	4629x16	.070 ± .006	.926 ± .006
1-1/4	4629x20	.070 ± .006	1.176 ± .006
1-1/2	4629x24	.070 ± .010	1.489 ± .010

## Equipment Assortments

### RG-24 • Hydraulic O-Ring Assortment



Eaton's RG-24 is your solution to storing a useful inventory of hydraulic o-rings. This kit contains o-rings for Eaton's straight thread and FOR-SEAL® tube fitting applications as well as popular (code 61) split flange hydraulic applications. The RG-24 comes enclosed in a handy steel case with a carrying handle. Consider an

RG-24 for an over-the-counter sales merchandiser or keep one in your equipment shop or maintenance trailer to prepare for those critical "got-to-have-it" applications.

Twenty-four individual compartments keep your hydraulic o-ring inventory separated by part number, and labelled illustrations on the inside of

the assortment prevent the mix-up of o-rings. Compact, organized and reasonably priced, if you specialize in hydraulic applications which call for o-rings – we've got your number – RG-24.

#### RG-24 • O-Ring Assortment Contents

PART NUMBER	SPLIT FLANGE QUANTITY	PART NUMBER	FOR-SEAL® QUANTITY	PART NUMBER	STRAIGHT THR. QUANTITY
8x252	12	4629x4	12	7629x4	12
12x252	12	4629x6	12	7629x5	12
16x252	12	4629x8	12	7629x6	12
20x252	12	4629x10	12	7629x8	12
24x252	12	4629x12	12	7629x10	12
32x252	12	4629x16	12	7629x12	12
		4629x20	12	7629x16	12
		4629x24	12	7629x20	12
				7629x24	12
				7629x32	12

### FL-310 • Fuel Hose and Fittings Assortment



FL-310 contains 250' of Weatherhead fuel line hose, a variety of brass hose end fittings, and gear-type clamps for easy, instant service on fuel and oil line assemblies.

A well-designed cabinet keeps 1/4", 5/16", 3/8", or 7/16" I.D. hose on reels free of kinks and tangles...

ready for instant use. Ten clear plastic drawers with color-coded illustrated labels are provided for storing hose end fittings and clamps. H057 hose is compatible with unleaded gasolines and low pressure fuel systems.

**Size:** 30" wide, 13-1/2" high, 13" deep

CATALOG NUMBER	QUANTITY	CATALOG NUMBER	QUANTITY
05704B-102	10	05706B-104	10
05704B-104	5	05706B-106	5
05704B-C02	5	05706B-1568	5
05705B-102	10	05706B-1570	5
05705B-104	10	05706B-C02	5
05705B-1560	5	05706B-C04	5
05705B-1561	5	6202	20
05705B-C02	5	CL-434	1
05705B-C04	5	FL-310X	1
05706B-102	10	H05704	100'
		H05705	100'
		H05706	50'