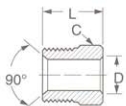


Tube Nut

(Steel)

(Ref. SAE No. 040110)



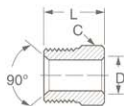
*3/8" Tube to 11/16-18 Male Thread

Tube O.D.	Catalog Number	Hex C	D	L
1/8	105x2	5/16	.132	.52
3/16	105x3	3/8	.196	.56
1/4	105x4	7/16	.259	.56
5/16	105x5	1/2	.321	.62
3/8	105x6	5/8	.384	.66
3/8	105x6x7*	11/16	.387	.66
7/16	105x7	11/16	.444	.68
1/2	105x8	3/4	.508	.74
5/8	105x10	7/8	.632	.80
3/4	105x12	1-1/16	.757	.88
7/8	105x14	1-3/16	.882	1.06
1	105x16	1-3/8	1.008	1.18

Tube Nut

(Brass)

(Ref. SAE No. 040110)

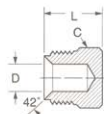


Tube O.D.	Catalog Number	Hex C	D	L
3/16	100x3	3/8	.196	.56
1/4	100x4	7/16	.259	.56
5/16	100x5	1/2	.321	.62
3/8	100x6	5/8	.384	.66
1/2	100x8	3/4	.508	.74

Plug

(Steel)

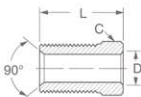
(Ref. SAE No. 040109)



Tube O.D.	Catalog Number	Hex C	D	L
3/16	131x3	3/8	.188	.53
1/4	131x4	7/16	.188	.54
5/16	131x5	1/2	.250	.59
3/8	131x6	5/8	.312	.66

Tube Nut Long

(Steel)

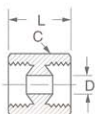


NOTE: Required for wheel cylinders with deep port connection.

Tube O.D.	Catalog Number	Hex C	D	L
3/16	7896x3	3/8	.196	.844
1/4	7896x4	7/16	.257	.812

Union

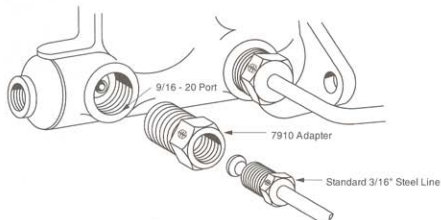
(Ref. SAE No. 040101)



Tube O.D.	Catalog Number	Hex C	D	L
1/8	302x2	13/32	.078	.59
3/16	302x3	15/32	.125	.62
1/4	302x4	17/32	.188	.62
5/16	302x5	19/32	.219	.70
3/8	302x6	3/4	.281	.80
1/2	302x8	29/32	.406	.91

▲ Refer to safety information regarding tubing selection on page 1.

Adapters can be used to adapt standard steel brake lines to the different size ports used in dual master cylinders. The tube O.D. is the outside diameter of the steel brake line. Thread size can be determined by measuring with a U.S. or Metric screw pitch gauge. See page 16.



STANDARD INVERTED FLARE TUBE AND THREAD SIZE

Tube Size	1/8	3/16	1/4	5/16	3/8	7/16	1/2	5/8	3/4	7/8	1
Thread Size	5/16-28	3/8-24	7/16-24	1/2-20	5/8-18	11/16-18	3/4-18	7/8-18	1-1/16-16	1-3/16-16	1-5/16-16

Standard Tube Nut (Steel)	Tube Size	Catalog Number	Long Tube Nut (Steel)	Tube O.D.	Thread Size	Catalog Number			
	<p>*11/16-18 Thread</p>	1/8 3/16 1/4 5/16 3/8 3/8 7/16 1/2 5/8 3/4 7/8 1		105x2 105x3 105x4 105x5 105x6 105x6x7* 105x7 105x8 105x10 105x12 105x14 105x16		3/16 1/4	3/8-24 7/16-24	7896x3 7896x4	
Dual Master Cylinder Adapter	Inverted Male Thread	Inverted Female Thread	Catalog Number	Dual Master Cylinder Adapter			Inverted Male Thread (Exceptions Noted)	Inverted Female Thread (Exceptions Noted)	Catalog Number
	3/16	3/16	1441				3/16(9/16-18)	3/16	7911
	5/16	3/16	7897	† Seat may be used for 3/16", 1/4", 5/16" Tube Connection with 1/2-20 Thread. *Seals On Hex Face (E)			3/16(1/2-20)	3/16	7913
							3/16(9/16-20)	3/16	7910
							3/16	1/4	7828
							1/4	3/16	7818
							7/16-20	1/4	7732*
							1/4 (9/16-18)	1/4	7908
							1/4	5/16†	7917
							5/16	3/16	7817*
							5/16	3/16	7909
							5/16	3/16(9/16-18)	7912
							5/16	1/4	7727*
							5/16	1/4	7829
							5/16	5/16	1074*
							5/16	3/8	7915
							3/8 NPTF	5/16	7771
							3/8	5/16	7916

CA-632 • FITTINGS ASSORTMENT

The CA-632 assortment combines a colorful, attractive lobby display unit and an assortment of fast moving brass fittings with coverage for most any application. This space saving assortment includes color coded, illustrated, labels for quick identification by customers of standard fittings, as well as fuel line, carburetion, metric and domestic hydraulic brake and thermoplastic brass fittings in 240 configurations and sizes. Be a supplier to auto dealers, brake specialists, RV shops, plant maintenance shops, truck and bus fleets, contractors, marinas, loggers, shipyards, fishing fleets, farmers and self installers for their brass fitting requirements. Contents of this assortment may vary as new fittings are introduced and stock fittings change in popularity.

Contents Only: CA-632CO

CA-632 Contents

Catalog Number	Quantity	Catalog Number	Quantity	Catalog Number	Quantity	Catalog Number	Quantity
05703B-102	5	302x5	10	3600x2	5	62x10	1
05704B-102	10	302x6	5	3600x4	5	6200x2	10
05704B-104	5	3129x2	5	3700x2	10	6200x3	10
05704B-C02	5	3150x2	10	3700x4	5	6200x4	10
05705B-102	10	3150x4	10	3700x6	5	6202	10
05705B-104	5	3151x2	10	3750x2	5	64x4	5
05705B-C02	10	3151x4	10	3750x4	5	64x6	5
05705B-C04	10	3151x6	10	402x3	10	66x2	10
05705B-1560	10	3151x8	5	402x4	10	66x3	10
05705B-1561	10	3152x2	10	402x4x4	5	66x4	10
05706B-102	10	3152x4	10	402x5	10	66x6	5
05706B-104	10	3152x6	10	402x5x4	10	6660	5
05706B-106	5	3152x8	5	402x6	10	6749	1
05706B-C02	5	3152x12	2	41x3	10	68x2	10
05706B-C04	5	3200x2	10	41x4	10	68x3	10
05706B-1568	5	3200x4	5	41x5	10	68x4	10
05706B-1570	5	3200x4x2	10	41x6	10	68x4x4	10
100x3	10	3200x6x4	5	41x8	5	68x5	5
100x4	10	3200x8x6	5	42x4	5	68x5x4	10
100x5	10	3220x4x2	20	42x6	5	68x6	10
100x6	10	3220x6x2	10	48x3	10	68x6x2	10
105x2	10	3220x6x4	10	48x4	10	68x6x6	5
105x3	20	3220x8x2	5	48x4x4	10	68x8	5
105x4	20	3220x8x4	10	48x5	10	6809	5
105x5	20	3220x8x6	5	48x5x4	10	6829	5
105x6	10	3220x12x6	2	48x6	10	6892	5
131x3	10	3220x12x8	2	48x6x2	5	69x2	10
131x4	10	3300x2	10	48x6x6	5	69x3	10
131x5	10	3300x4	10	48x8	5	69x4	10
131x6	10	3300x4x2	10	49x4	10	69x4x4	10
135	10	3300x6	5	49x4x4	5	69x5	10
140	5	3300x6x4	5	49x5	10	69x5x4	10
1442	5	3300x8	5	49x5x4	5	69x6	10
1443	5	3300x8x6	5	49x6	10	69x6x2	5
145	10	3325x2	10	49x8	5	69x6x6	5
1514	5	3325x4	10	60x2	50	69x8	5
1538	10	3325x4x2	5	60x3	50	7818	5
1548	10	3325x6	5	60x4	50	7828	5
1539	10	3325x6x4	5	60x5	50	7829	5
1540	10	3326x2	10	60x6	50	7896x3	5
202x3	10	3326x4	10	60x8	20	7896x4	5
202x4	10	3326x6	10	60x10	10	7904	5
202x4x4	10	3326x8	5	61x2	10	7906	5
202x5	10	3327x2	10	61x3	20	7908	2
202x5x4	10	3327x4	5	61x4	20	7914	2
202x6	10	3328x2	10	61x5	20	7934A	5
202x6x2	5	3328x4	5	61x6	10	7935	5
2030x4	10	3328x6	5	61x8	10	7936	5
2030x44	10	3350x2	5	6100x2	10	7937	5
2030x5	10	3350x4	5	6100x3	10	7940	5
2030x6	10	3350x6	5	6100x4	10	7941	5
2030x8	5	3400x2	10	62x2	10	C-632X	1
252x3	10	3400x4	10	62x3	10	CL-490	1
252x4	10	3400x6	5	62x4	10		
270	5	3400x8	5	62x5	10		
302x3	10	3500x2	10	62x6	10		
302x4	10	3500x4	10	62x8	5		



SS-85 • STANDARD BRASS FITTINGS ASSORTMENT

Instant service for service stations, car dealers, repair shops. Contains 85 of the fastest moving Weatherhead brass fittings.

Compact, lightweight plastic box stores easily in a drawer, shelf or service truck. Saves you time and money by having the right fitting when it is needed. Eliminates searching and make-shift repairs by giving you the right part when you need it most.

SIZE: 11" wide, 1-3/4" high, 6-3/4" deep. **WEIGHT:** 3-1/4 lbs.

Catalog Number	Qty.	Catalog Number	Qty.	Catalog Number	Qty.
105x3	5	3300x2	5	62x3	2
105x4	5	402x4	2	62x4	5
105x5	10	60x3	5	62x5	5
202x4	5	60x4	10	62x6	2
202x5	5	60x5	5	68x4	2
3151x2	2	60x6	5	BF-40X	1
3220x4x2	5				



SS-86 • COMPRESSION FITTINGS ASSORTMENT

Assortment contains 80 of the fastest moving compression fittings.

SIZE: 11" wide, 1-3/4" high, 6-3/4" deep. **WEIGHT:** 3-1/2 lbs.

Catalog Number	Qty.	Catalog Number	Qty.	Catalog Number	Qty.
60x3	5	61x5	5	68x3	2
60x4	10	61x6	5	68x4	5
60x5	5	62x3	5	68x5	2
60x6	5	62x4	5	69x3	2
61x3	5	62x5	5	69x4	5
61x4	5	62x6	2	69x5	2
				BF-40X	1



SS-87 • INVERTED FLARE ASSORTMENT

Assortment contains 84 of the fastest moving inverted fittings.

SIZE: 11" wide, 1-3/4" high, 6-3/4" deep. **WEIGHT:** 3-1/2 lbs.

Catalog Number	Qty.	Catalog Number	Qty.	Catalog Number	Qty.
105x3	5	202x5	5	402x3	5
105x4	5	202x6	2	402x4	5
105x5	5	302x3	5	402x5	5
105x6	5	302x4	5	402x6	5
202x3	5	302x5	5	7896x3	5
202x4	5	302x6	2	7896x4	5
				BF-40X	1



SS-88 • BRASS PIPE ASSORTMENT

Assortment contains 59 of the fastest moving brass pipe fittings.

SIZE: 11" wide, 1-3/4" high, 6-3/4" deep. **WEIGHT:** 3-1/2 lbs.

Catalog Number	Qty.	Catalog Number	Qty.	Catalog Number	Qty.
3152x2	5	3326x2	5	3400x2	5
3152x4	5	3326x4	5	3400x4	2
3152x6	2	3326x6	2	3400x6	2
3220x4x2	2	3350x2	5	3500x2	2
3220x6x4	2	3350x4	4	3500x4	2
3300x2	5	3350x6	2	BF-40X	1
3300x4	2				



BF-40 • HYDRAULIC BRAKE FITTINGS ASSORTMENT

The BF-40 assortment of fast moving hydraulic brake fittings is a must for any shop doing brake service work. Contains the adapters needed to convert large size ports in master cylinders to accept standard steel brake lines plus the brass tees used in the installation of electric towed trailer brakes.

Assortment is organized in a compact, handy plastic box for easy selection.

SIZE: 11" wide, 1-3/4" high, 6-3/4" deep. **WEIGHT:** 4 lbs. (approx.)

Catalog Number	Qty.	Catalog Number	Qty.	Catalog Number	Qty.
7818	2	7901	2	7911	2
7828	2	7904	2	7912	2
7829	2	7905	2	7913	2
7897	2	7906	2	7914	2
7898	2	7908	2	7917	2
7900	2	7910	2	7933	2
				BF-40X	1



BF-41 • HYDRAULIC BRAKE LINE ADAPTER ASSORTMENT

The BF-41 assortment contains the adapters needed to convert the oversize master cylinder ports to accept the inverted flare nut used on standard replacement steel brake lines. The adapters eliminate the need to cut line, install oversize nut and double flare tubing as well as converting the port to standard size threads for the life of the car. Extra standard nuts and the unions needed to connect two steel brake lines when a non-standard length is required are also included in the assortment. The contents including the illustrations of parts are shown on the inside cover of the box.

SIZE: 11" wide, 1-3/4" high, 6-3/4" deep. **WEIGHT:** 4 lbs. (approx.)

Catalog Number	Qty.	Catalog Number	Qty.	Catalog Number	Qty.
105x3	10	302x4	5	7896x3	5
105x4	10	302x5	5	7896x4	5
105x5	10	302x6	2	7897	2
105x6	5	7818	2	7908	2
105x6x7	2	7828	2	7917	2
302x3	5	7829	2	BF-40X	1



BF-42 • RV BRAKE LINE ADAPTER ASSORTMENT

The BF-42 assortment contains the adapter tees required to install the control switch used to coordinate the electric trailer brakes with the hydraulic brakes on towing vehicle. The assortment also contains inverted brake line nuts and unions needed to make up non-standard steel brake line lengths.

SIZE: 11" wide, 1-3/4" high, 6-3/4" deep. **WEIGHT:** 4 lbs.

Catalog Number	Qty.	Catalog Number	Qty.	Catalog Number	Qty.
105x3	10	302x5	5	7906	1
105x4	10	7898	1	7914	1
105x5	10	7900	1	7921	1
105x6	5	7901	1	7933	1
105x6x7	2	7904	1	BF-40X	1
302x3	5	7905	1		
302x4	5				



BF-43 • METRIC BRAKE ADAPTER AND TEE ASSORTMENT

The BF-43 assortment contains metric thread connectors to adapt the three port sizes in late model GM cars to use a steel brake line with metric threads (M10x1.0) and standard flare (Weatherhead J series). Included as well are metric adapters to convert European Bubble flare type ports to accept standard 3/16" U.S. steel brake lines, and metric towed trailer brake tees used in controls of electric trailer brakes. The 3/16" unions are used for joining metric and U.S. steel brake lines to make up non-standard lengths.

SIZE: 11" wide, 1-3/4" high, 6-3/4" deep.

Catalog Number	Qty.	Catalog Number	Qty.	Catalog Number	Qty.
105x3	10	7935	1	7974	1
105x4	5	7936	1	7975	1
1442	5	7937	1	7896x3	5
1443	5	7940	5	7896x4	5
302x3	5	7941	5	BF-40X	1
7921	1	7970	2		
7934A	5	7972	1		